

## National GT Challenge/P9 Challenge

### Mugello Racing Weekend

#### 2 Turno Prove Libere

### Classification

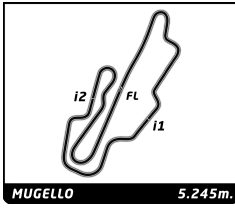
No	Driver	Nat	Team	Car	Cl.	Time	Lap	Total	Gap	Kph
1	725 FINK Marco		Team FINK	BMW nova proto NP01		<b>1:46.373</b>	5	6	-	177.5
2	91 Mariano MAGLIUCCOLA	ITA	SCUDERIA VESUVIO	Lamborghini Huracan GT3	GT3	<b>1:49.730</b>	3	9	+3.357	172.1
3	6 Davide GAGGIANESI	ITA	Rangoni Corse	Lamborghini Huracan ST	GT CUP 1	<b>1:51.398</b>	9	10	+5.025	169.5
4	7 Danilo PAOLETTI	ITA	TRACK AND GO	Porsche 992 GT3 CUP	GT CUP 2	<b>1:52.405</b>	4	6	+6.032	168.0
5	604 Jurgén ALZEN	DEU	HR Spezialfedern GmbH & Co KG	BMW M4 GT3	6	<b>1:54.746</b>	4	9	+8.373	164.6
6	11 Rodolfo MASSARO	ITA	SCUDERIA EMME	Ferrari 488 Challenge EVO	GT CUP 2	<b>1:55.271</b>	2	9	+8.898	163.8
7	68 Federico DANOVA	ITA	SF SQUADRA CORSE SRLS	Lamborghini Huracan ST EVO2	GT CUP 1	<b>1:55.332</b>	4	9	+8.959	163.7
8	18 Maurizio PITORRI	ITA	BEST LAP	Ferrari 488 GT3	GT3	<b>1:55.467</b>	3	7	+9.094	163.5
9	43 Elio MARCHETTI	ITA	BEST LAP	Ferrari 488 Challenge EVO	GT CUP 2	<b>1:55.756</b>	4	4	+9.383	163.1
10	151 Luigi FERRARI	ITA	FORMULA RACING	Ferrari 488 Challenge EVO	GT CUP 2	<b>1:56.366</b>	7	8	+9.993	162.3
11	157 Giuseppe MARINARO	ITA	BEST LAP	Ferrari 488 Challenge EVO	GT CUP 2	<b>1:56.657</b>	6	8	+10.284	161.9
12	27 Michele GIRAUDI	ITA	GRT MOTORSPORT	Ferrari 488 Challenge EVO	GT CUP 2	<b>1:57.325</b>	8	8	+10.952	160.9
13	90 Angelo AMBROSIO	ITA	SCUDERIA VESUVIO	Lamborghini Huracan GT3	GT3	<b>1:57.430</b>	4	9	+11.057	160.8
14	15 Domenico Vincenzo GOLIA	ITA	BEST LAP	Ferrari 488 Challenge EVO	GT CUP 2	<b>1:57.698</b>	2	8	+11.325	160.4
15	12 Fabrizio FEDE	ITA	TEAM CARS RACING	992 GT3 CUP	GT CUP 2	<b>1:57.931</b>	4	4	+11.558	160.1
16	57 Alessandro BRIGATTI	ITA	LEMA RACING	Lamborghini Huracan ST EVO2	GT CUP 1	<b>1:59.216</b>	7	7	+12.843	158.4
17	30 Davide RODA	ITA	GRT MOTORSPORT	Ferrari 458 CHALLENGE EVO	GT CUP 2	<b>1:59.219</b>	4	9	+12.846	158.4
18	5 Stefano MAESTRI	ITA	BEST LAP	Ferrari 488 Challenge EVO	GT CUP 2	<b>1:59.847</b>	7	7	+13.474	157.6
19	25 Nicholas RISITANO	ITA	SEVEN HILLS MOTORSPORT	Ferrari 488 Challenge EVO	GT CUP 2	<b>2:00.886</b>	8	9	+14.513	156.2
20	411 Manuel SUSSENGUTH	DEU	TEAM Sussenguth	PORSHÉ 991 GT3 CUP GEN II	4b	<b>2:00.952</b>	4	8	+14.579	156.1
21	24 Matteo MARULLA	ITA	RC MOTORSPORT	Ferrari 488 Challenge EVO	GT CUP 2	<b>2:01.384</b>	7	8	+15.011	155.6
22	204 Julian JANSEN	DEU	Spirit Race Team	AUDI R8 GT4	2b	<b>2:03.508</b>	8	8	+17.135	152.9
23	23 Thomas PETERSEN	DNK	FORMULA RACING	Ferrari 488 Challenge EVO	GT CUP 2	<b>2:03.698</b>	4	8	+17.325	152.6
24	607 Jurgén BENDER	DEU	JB racing TEAM	CHEVROLET C7 GT3 Corvette	6	<b>2:03.780</b>	4	8	+17.407	152.5
25	50 Lee HSUAN	TWN	FORMULA RACING	Ferrari 488 Challenge EVO	GT CUP 2	<b>2:08.143</b>	8	8	+21.770	147.4
26	42 Emanuele ROMANI	ITA	TEAM CARS RACING	Porsche 992 GT3 CUP	GT CUP 2	<b>2:09.005</b>	3	8	+22.632	146.4
27	202 Marc WIEZORREK	DEU	Spirit Race Team	BMW M4 GT4 F82	2b	<b>2:11.119</b>	6	7	+24.746	144.0
28	28 Edoardo CASAZZA	ITA	TEAM CARS RACING	Porsche 911 GT3 CUP	GT CUP 2	<b>2:13.489</b>	3	8	+27.116	141.4
29	9 Alessandro REVELLO	ITA	TEAM CARS RACING	Porsche Carrera GT3	GT CUP 2					
30	10 Matthias JOCHER	GER	TEAM JOCHER	BENTLEY Continental GT3	GTX					
31	33 ARAMIS	ITA	SR&R SRL	Ferrari 458 CHALLENGE EVO	GT CUP 3					
32	507 Alexander LIENAU	DEU	Team Lienau	ASTON MARTIN V12 GT3	5					
33	510 Stephan JOCHER	DEU	Jocher Racing Team	BENTLEY Continental GT3	5					

**Fastest Lap:** Lap 5 FINK Marco 1:46.373 177.5 Kph

Published at: .....

Track Status: **DRY**

<b>Direttore di Gara:</b> CANU Antonio	<b>Il DS Cronometraggio</b> INNOCENTI Chiara
---	---



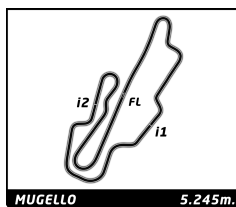
## National GT Challenge/P9 Challenge

### Mugello Racing Weekend

#### 2 Turno Prove Libere

### Best Sector Times

Sector 1			Sector 2			Sector 3			Ideal Lap	Best Lap	
Pos	No Driver	Time	No Driver	Time	No Driver	Time	Pos	No Driver			
1	725 F.Marco	36.701	725 F.Marco	32.517	725 F.Marco	37.082	1	725 F.Marco	1:46.300	1:46.373	(1)
2	91 M.MAGLIOCCOLA	36.871	91 M.MAGLIOCCOLA	33.994	91 M.MAGLIOCCOLA	38.097	2	91 M.MAGLIOCCOLA	1:48.962	1:49.730	(2)
3	6 D.GAGGIANESI	37.861	6 D.GAGGIANESI	34.647	6 D.GAGGIANESI	38.722	3	6 D.GAGGIANESI	1:51.230	1:51.398	(3)
4	7 D.PAOLETTI	38.184	7 D.PAOLETTI	34.784	7 D.PAOLETTI	39.437	4	7 D.PAOLETTI	1:52.405	1:52.405	(4)
5	68 F.DANOVA	38.464	151 L.FERRARI	35.716	11 R.MASSARO	39.569	5	68 F.DANOVA	1:54.697	1:55.332	(7)
6	90 A.AMBROSIO	38.988	604 J.ALZEN	35.944	604 J.ALZEN	39.651	6	604 J.ALZEN	1:54.726	1:54.746	(5)
7	18 M.PITORRI	39.105	11 R.MASSARO	35.954	68 F.DANOVA	40.109	7	11 R.MASSARO	1:54.729	1:55.271	(6)
8	604 J.ALZEN	39.131	18 M.PITORRI	35.958	18 M.PITORRI	40.127	8	18 M.PITORRI	1:55.190	1:55.467	(8)
9	151 L.FERRARI	39.133	43 E.MARCHETTI	36.093	15 D.GOLIA	40.376	9	151 L.FERRARI	1:55.555	1:56.366	(10)
10	43 E.MARCHETTI	39.167	68 F.DANOVA	36.124	43 E.MARCHETTI	40.480	10	43 E.MARCHETTI	1:55.740	1:55.756	(9)
11	11 R.MASSARO	39.206	157 G.MARINARO	36.473	157 G.MARINARO	40.521	11	157 G.MARINARO	1:56.349	1:56.657	(11)
12	157 G.MARINARO	39.355	27 M.GIRAUDI	36.601	151 L.FERRARI	40.706	12	27 M.GIRAUDI	1:57.104	1:57.325	(12)
13	15 D.GOLIA	39.782	12 F.FEDE	36.671	27 M.GIRAUDI	40.720	13	90 A.AMBROSIO	1:57.134	1:57.430	(13)
14	27 M.GIRAUDI	39.783	30 D.RODA	36.719	12 F.FEDE	40.932	14	15 D.GOLIA	1:57.628	1:57.698	(14)
15	607 J.BENDER	39.955	90 A.AMBROSIO	36.952	25 N.RISITANO	41.084	15	12 F.FEDE	1:57.931	1:57.931	(15)
16	57 A.BRIGATTI	40.208	15 D.GOLIA	37.470	57 A.BRIGATTI	41.167	16	30 D.RODA	1:58.447	1:59.219	(17)
17	30 D.RODA	40.245	411 M.SUSSENGUTH	37.640	90 A.AMBROSIO	41.194	17	57 A.BRIGATTI	1:59.095	1:59.216	(16)
18	12 F.FEDE	40.328	5 S.MAESTRI	37.656	5 S.MAESTRI	41.356	18	5 S.MAESTRI	1:59.472	1:59.847	(18)
19	411 M.SUSSENGUTH	40.349	57 A.BRIGATTI	37.720	30 D.RODA	41.483	19	411 M.SUSSENGUTH	1:59.712	2:00.952	(20)
20	5 S.MAESTRI	40.460	24 M.MARULLA	37.947	24 M.MARULLA	41.595	20	25 N.RISITANO	2:00.280	2:00.886	(19)
21	25 N.RISITANO	40.807	25 N.RISITANO	38.389	411 M.SUSSENGUTH	41.723	21	24 M.MARULLA	2:00.677	2:01.384	(21)
22	24 M.MARULLA	41.135	204 J.JANSEN	38.477	607 J.BENDER	41.965	22	607 J.BENDER	2:00.679	2:03.780	(24)
23	23 T.PETERSEN	41.284	607 J.BENDER	38.759	23 T.PETERSEN	42.474	23	23 T.PETERSEN	2:02.798	2:03.698	(23)
24	204 J.JANSEN	41.764	23 T.PETERSEN	39.040	204 J.JANSEN	42.897	24	204 J.JANSEN	2:03.138	2:03.508	(22)
25	50 L.HSUAN	42.334	50 L.HSUAN	40.151	42 E.ROMANI	43.910	25	50 L.HSUAN	2:06.578	2:08.143	(25)
26	28 E.CASAZZA	43.724	42 E.ROMANI	40.539	50 L.HSUAN	44.093	26	42 E.ROMANI	2:08.438	2:09.005	(26)
27	202 M.WIEZORREK	43.894	202 M.WIEZORREK	40.903	202 M.WIEZORREK	45.330	27	202 M.WIEZORREK	2:10.127	2:11.119	(27)
28	42 E.ROMANI	43.989	28 E.CASAZZA	43.104	28 E.CASAZZA	45.399	28	28 E.CASAZZA	2:12.227	2:13.489	(28)



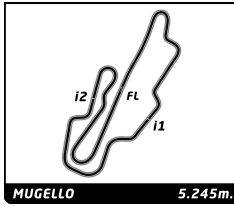
## National GT Challenge/P9 Challenge

### Mugello Racing Weekend

#### 2 Turno Prove Libere

#### Best Top Speed

No Driver	Team	Class	Top 1		Top 2		Top 3		Top 4		Top 5			
			Kph	Lap	Kph	Lap	Kph	Lap	Kph	Lap	Kph	Lap	Avg	
604	Jurgen ALZEN	HR Spezialfedern GmbH & Co KG	6	<b>283.9</b>	7	283.1	5	280.9	4	276.6	3	270.4	2	279,0
68	Federico DANOVA	SF SQUADRA CORSE SRLS	GT CUP 1	<b>276.6</b>	8	275.9	7	274.5	5	273.9	3	273.2	4	274,8
607	Jurgen BENDER	JB racing TEAM	6	<b>270.4</b>	8	265.2	4	261.3	7	247.1	2	239.5	5	256,7
725	FINK Marco	Team FINK		<b>269.8</b>	6	265.2	5	263.2	3	256.4	2	129.4	4	236,8
90	Angelo AMBROSIO	SCUDERIA VESUVIO	GT3	<b>269.1</b>	8	268.4	9	265.8	4	265.2	5	265.2	7	266,7
6	Davide GAGGIANESI	Rangoni Corse	GT CUP 1	<b>268.4</b>	9	267.8	6	267.1	5	266.5	8	266.5	4	267,3
11	Rodolfo MASSARO	SCUDERIA EMME	GT CUP 2	<b>267.1</b>	8	264.5	4	264.5	7	264.5	9	263.9	2	264,9
411	Manuel SUSSENGUTH	TEAM Sussenguth	4b	<b>264.5</b>	8	262.6	4	262.6	5	262.0	2	262.0	3	262,7
5	Stefano MAESTRI	BEST LAP	GT CUP 2	<b>264.5</b>	3	263.2	7	261.3	6	260.1	2	260.1	4	261,8
43	Elio MARCHETTI	BEST LAP	GT CUP 2	<b>263.2</b>	3	263.2	4	260.7	2	163.7	1			237,7
151	Luigi FERRARI	FORMULA RACING	GT CUP 2	<b>263.2</b>	8	262.6	3	262.6	7	261.3	4	260.7	5	262,1
157	Giuseppe MARINARO	BEST LAP	GT CUP 2	<b>262.0</b>	6	261.3	4	260.7	3	259.5	2	248.8	7	258,5
91	Mariano MAGLIOCCOLA	SCUDERIA VESUVIO	GT3	<b>261.3</b>	4	260.7	6	260.1	3	260.1	9	258.9	2	260,2
25	Nicholas RISITANO	SEVEN HILLS MOTORSPORT	GT CUP 2	<b>260.7</b>	8	260.1	9	258.2	7	257.6	3	255.2	2	258,4
27	Michele GIRAUDI	GRT MOTORSPORT	GT CUP 2	<b>260.7</b>	8	258.2	4	258.2	6	257.6	2	256.4	7	258,2
30	Davide RODA	GRT MOTORSPORT	GT CUP 2	<b>260.7</b>	8	259.5	4	259.5	9	258.9	7	258.2	2	259,4
15	Domenico Vincenzo GOLIA	BEST LAP	GT CUP 2	<b>260.1</b>	8	259.5	6	258.2	2	186.8	7	177.4	3	228,4
23	Thomas PETERSEN	FORMULA RACING	GT CUP 2	<b>260.1</b>	8	257.0	3	257.0	7	256.4	5	255.8	2	257,3
24	Matteo MARULLA	RC MOTORSPORT	GT CUP 2	<b>260.1</b>	7	258.9	6	257.6	2	257.0	4	173.7	5	241,5
7	Danilo PAOLETTI	TRACK AND GO	GT CUP 2	<b>257.6</b>	4	257.0	5	255.8	3	237.4	2	133.1	1	228,2
50	Lee HSUAN	FORMULA RACING	GT CUP 2	<b>257.6</b>	8	257.0	5	255.8	3	254.6	2	252.8	4	255,6
18	Maurizio PITORRI	BEST LAP	GT3	<b>255.8</b>	4	255.8	7	252.8	2	251.7	3	250.5	6	253,3
12	Fabrizio FEDE	TEAM CARS RACING	GT CUP 2	<b>254.6</b>	2	254.6	3	253.4	4	110.2	1			218,2
42	Emanuele ROMANI	TEAM CARS RACING	GT CUP 2	<b>254.6</b>	2	254.0	5	254.0	7	254.0	8	253.4	3	254,0
57	Alessandro BRIGATTI	LEMA RACING	GT CUP1	<b>254.0</b>	5	253.4	6	253.4	7	166.5	4	143.6	3	214,2
28	Edoardo CASAZZA	TEAM CARS RACING	GT CUP 2	<b>252.8</b>	4	252.3	3	250.5	8	224.2	2	210.3	7	238,0
204	Julian JANSEN	Spirit Race Team	2b	<b>248.2</b>	5	247.1	8	246.5	4	246.0	3	245.4	7	246,6
202	Marc WIEZORREK	Spirit Race Team	2b	<b>232.3</b>	7	227.4	6	222.3	3	221.0	2	157.6	4	212,1
507	Alexander LIENAU	Team Lienau	5											
510	Stephan JOCHER	Jocher Racing Team	5											
9	Alessandro REVELLO	TEAM CARS RACING	GT CUP 2											
10	Matthias JOCHER	TEAM JOCHER	GTX											
33	ARAMIS	SR&R SRL	GT CUP 3											



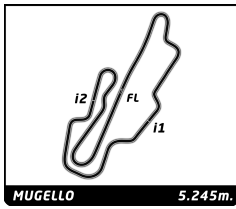
## National GT Challenge/P9 Challenge

### Mugello Racing Weekend

#### 2 Turno Prove Libere

### Sector Analysis

_ Invalidated Lap							■ Personal Best							■ Session Best							B Crossing the pit lane																																		
Lap	Time	Sector 1	Sector 2	Sector 3	T.Sp	Elapsed	Lap	Time	Sector 1	Sector 2	Sector 3	T.Sp	Elapsed	Lap	Time	Sector 1	Sector 2	Sector 3	T.Sp	Elapsed	Lap	Time	Sector 1	Sector 2	Sector 3	T.Sp	Elapsed																												
<b>5</b>	<b>Stefano MAESTRI</b>						ITA	4	8:31.434 B	55.502			127.2	18:05.553	5	2:12.085	52.531	37.740	41.814	121.6	20:17.638	6	2:08.247	41.618	39.116	47.513	259.5	22:25.885	7	2:17.697	48.011	45.282	44.404	186.8	24:43.582	8	2:09.150	41.645	42.199	45.306	260.1	26:52.732													
	BEST LAP						Ferrari 488 Challenge EVO	5							6												7							8																					
1	5:38.710	4:15.286	39.543	43.881	120.8	5:38.710	1	3:23.688	1:57.652	41.603	44.433	143.6	3:23.688	2	1:59.030	40.585	37.692	40.753	252.8	5:22.718	3	1:55.467	39.382	35.958	40.127	251.7	7:18.185	4	11:31.647 B	39.105	36.290	...	255.8	18:49.832	5	2:18.463	53.787	41.409	43.267	128.8	21:08.295	6	2:07.690	45.249	39.722	42.719	250.5	23:15.985	7	2:03.494	41.673	39.009	42.812	255.8	25:19.479
2	2:02.232	41.598	38.328	42.306	260.1	7:40.942	2	1:59.030	40.585	37.692	40.753	252.8	5:22.718	3	1:55.467	39.382	35.958	40.127	251.7	7:18.185	4	11:31.647 B	39.105	36.290	...	255.8	18:49.832	5	2:18.463	53.787	41.409	43.267	128.8	21:08.295	6	2:07.690	45.249	39.722	42.719	250.5	23:15.985	7	2:03.494	41.673	39.009	42.812	255.8	25:19.479							
3	2:01.874	40.460	38.105	43.309	264.5	9:42.816	3	1:55.467	39.382	35.958	40.127	251.7	7:18.185	4	11:31.647 B	39.105	36.290	...	255.8	18:49.832	5	2:18.463	53.787	41.409	43.267	128.8	21:08.295	6	2:07.690	45.249	39.722	42.719	250.5	23:15.985	7	2:03.494	41.673	39.009	42.812	255.8	25:19.479														
4	9:30.530 B	44.916			260.1	19:13.346	4	11:31.647 B	39.105	36.290	...	255.8	18:49.832	5	2:18.463	53.787	41.409	43.267	128.8	21:08.295	6	2:07.690	45.249	39.722	42.719	250.5	23:15.985	7	2:03.494	41.673	39.009	42.812	255.8	25:19.479																					
5	2:08.467	47.996	38.562	41.909	176.5	21:21.813	5	2:18.463	53.787	41.409	43.267	128.8	21:08.295	6	2:07.690	45.249	39.722	42.719	250.5	23:15.985	7	2:03.494	41.673	39.009	42.812	255.8	25:19.479																												
6	2:00.403	40.929	37.837	41.637	261.3	23:22.216	6	2:07.690	45.249	39.722	42.719	250.5	23:15.985	7	2:03.494	41.673	39.009	42.812	255.8	25:19.479																																			
7	1:59.847	40.835	37.656	41.356	263.2	25:22.063	7	2:03.494	41.673	39.009	42.812	255.8	25:19.479																																										
<b>6</b>	<b>Davide GAGGIANESI</b>						ITA																																																
	Rangoni Corse						Lamborghini Huracan ST																																																
1	2:17.251	59.807	37.574	39.870		2:17.251																																																	
2	1:53.249	38.649	35.281	39.319	265.2	4:10.500																																																	
3	1:54.815	38.510	36.310	39.995	265.2	6:05.315																																																	
4	1:54.881	38.377	35.997	40.507	266.5	8:00.196																																																	
5	1:54.975	38.215	37.179	39.581	267.1	9:55.171																																																	
6	8:21.138 B	43.163			267.8	18:16.309																																																	
7	2:06.067	48.279	36.813	40.975	174.0	20:22.376																																																	
8	1:54.922	38.861	35.955	40.106	266.5	22:17.298																																																	
9	1:51.398	38.029	34.647	38.722	268.4	24:08.696																																																	
10	1:51.953	37.861	35.137	38.955		26:00.649																																																	
<b>7</b>	<b>Danilo PAOLETTI</b>						ITA																																																
	TRACK AND GO						Porsche 992 GT3 CUP																																																
1	2:30.141	1:08.008	38.253	43.880	133.1	2:30.141																																																	
2	1:59.171	41.730	35.787	41.654	237.4	4:29.312																																																	
3	1:53.208	38.619	35.036	39.553	255.8	6:22.520																																																	
4	1:52.405	38.184	34.784	39.437	257.6	8:14.925																																																	
5	3:27.949 B	38.988			257.0	11:42.874																																																	
6	8:28.221	7:12.594	35.394	40.233	120.9	20:11.095																																																	
<b>11</b>	<b>Rodolfo MASSARO</b>						ITA																																																
	SCUDERIA EMME						Ferrari 488 Challenge EVO																																																
1	2:20.109	1:00.721	37.339	42.049	166.0	2:20.109																																																	
2	1:55.271	39.408	36.294	39.569	263.9	4:15.380																																																	
3	1:56.676	39.447	36.953	40.276	263.9	6:12.056																																																	
4	1:57.304	39.458	36.078	41.768	264.5	8:09.360																																																	
5	10:05.242 B	39.569	36.140	8:49.533	257.0	18:14.602																																																	
6	2:12.234	47.528	37.871	46.835	174.8	20:26.836																																																	
7	1:56.002	39.593	35.954	40.455	264.5	22:22.838																																																	
8	1:58.937	41.013	36.717	41.207	267.1	24:21.775																																																	
9	1:55.360	39.206	36.215	39.939	264.5	26:17.135																																																	
<b>12</b>	<b>Fabrizio FEDE</b>						ITA																																																
	TEAM CARS RACING						992 GT3 CUP																																																
1	2:59.364	1:32.040	43.249	44.075	110.2	2:59.364																																																	
2	2:01.799	42.347	37.861	41.591	254.6	5:01.163																																																	
3	1:59.171	40.617	37.415	41.139	254.6	7:00.334																																																	
4	1:57.931	40.328	36.671	40.932	253.4	8:58.265																																																	
<b>15</b>	<b>Domenico Vincenzo GOLIA</b>						ITA																																																
	BEST LAP						Ferrari 488 Challenge EVO																																																
1	2:26.617	1:07.261	37.811	41.545	144.0	2:26.617																																																	
2	1:57.698	39.852	37.470	40.376	258.2	4:24.315																																																	
3	5:09.804 B	2:21.217			177.4	9:34.119																																																	
<b>18</b>	<b>Maurizio PITORRI</b>						ITA																																																
	BEST LAP						Ferrari 488 GT3																																																
1	3:23.688	1:57.652	41.603	44.433	143.6	3:23.688																																																	
2	1:59.030	40.585	37.692	40.753	252.8	5:22.718																																																	
3	1:55.467	39.382	35.958	40.127	251.7	7:18.185																																																	
4	11:31.647 B	39.105	36.290	...	255.8	18:49.832																																																	
5	2:18.463	53.787	41.409	43.267	128.8	21:08.295																																																	
6	2:07.690	45.249	39.722	42.719	250.5	23:15.985																																																	
7	2:03.494	41.673	39.009	42.812	255.8	25:19.479																																																	
<b>23</b>	<b>Thomas PETERSEN</b>						DNK																																																
	FORMULA RACING						Ferrari 488 Challenge EVO																																																
1	2:42.282	1:18.583	40.100	43.599	122.0	2:42.282																																																	
2	2:06.234	43.154	39.854	43.226	255.8	4:48.516																																																	
3	2:04.619	42.054	39.534	43.031	257.0	6:53.135																																																	
4	2:03.698	41.987	39.079	42.632	255.8	8:56.833																																																	
5	9:48.331 B	41.284	45.746	8:21.301	256.4	18:45.164																																																	
6	2:17.061	52.558	41.283	43.220	148.7	21:02.225																																																	
7	2:04.299	42.785	39.040	42.474	257.0	23:06.524																																																	
8	2:07.282	42.634	39.089	45.559	260.1	25:13.806																																																	
<b>24</b>	<b>Matteo MARULLA</b>						ITA																																																
	RC MOTORSPORT						Ferrari 488 Challenge EVO																																																
1	2:58.330	1:22.874	47.998	47.458	121.1	2:58.330																																																	
2	3:33.990 B	46.321	41.832	2:05.837	257.6	6:32.320																																																	
3	2:11.329	49.250	39.643	42.436	173.1	8:43.649																																																	
4	9:37.677 B	41.450	38.467	8:17.760	257.0	18:21.326																																																	
5	2:13.382	50.244	40.701	42.437	173.7	20:34.708																																																	
6	2:01.529	41.613	38.085	41.831	258.9	22:36.237																																																	
7	2:01.384	41.471	38.318	41.595	260.1	24:37.621																																																	
8	2:01.814	41.135	37.947	42.732		26:39.435																																																	
<b>25</b>	<b>Nicholas RISITANO</b>						ITA																																																
	SEVEN HILLS MOTORSPORT						Ferrari 488 Challenge EVO																																																
1	3:39.133	2:00.298	42.221	56.614	125.8	3:39.133																																																	
2	2:06.730	41.349	41.175	44.206	255.2	5:45.863																																																	
3	2:17.135	51.135	41.475	44.525	257.6	8:02.998																																																	
4	2:05.885	42.477	38.389	45.019	233.8	10:08.883																																																	
5	8:10.972 B	1:01.287			130.4	18:19.855																																																	
6	2:16.635	51.439	41.487	43.709	136.9	20:36.490																																																	
7	2:02.103	41.384	38.549	42.170	258.2	22:38.593																																																	
8	2:00.886	41.274	38.528	41.084	260.7	24:39.479																																																	
9	2:01.661	40.807	39.149	41.705	260.1	26:41.140																																																	
<b>27</b>	<b>Michele GIRAUDI</b>						ITA																																																
	GRT MOTORSPORT						Ferrari 488 Challenge EVO																																																
1	3:27.401	1:58.855	41.649	46.897	105.5	3:27.401																																																	
2	2:03.978	41.001	40.337	42.640	257.6	5:31.379																																																	
3	2:02.029	41.664	38.763	41.602	247.1	7:33.408																																																	
4	1:58.522	40.159	37.366	40.997	258.2	9:31.930																																																	
5	10:44.189 B	9:25.169	37.454	41.566	117.2	20:16.119																																																	



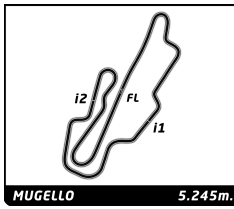
# National GT Challenge/P9 Challenge

## Mugello Racing Weekend

### 2 Turno Prove Libere

## Sector Analysis

_ Invalidated Lap							■ Personal Best ■ Session Best ■ Crossing the pit lane								
Lap	Time	Sector 1	Sector 2	Sector 3	T.Sp	Elapsed	Lap	Time	Sector 1	Sector 2	Sector 3	T.Sp	Elapsed		
<b>28</b>	<b>Edoardo CASAZZA</b>						ITA	<b>57</b>	<b>Alessandro BRIGATTI</b>						ITA
TEAM CARS RACING Porsche 911 GT3 CUP							LEMA RACING Lamborghini Huracan ST EVO2								
1	3:19.773	1:40.168	50.090	49.515	120.9	3:19.773	1	3:53.636	1:47.600	48.420	1:17.616	122.3	3:53.636		
2	2:17.666	46.754	44.736	46.176	224.2	5:37.439	2	4:08.001	54.128	43.666	2:30.207	141.7	8:01.637		
3	2:13.489	44.565	43.525	45.399	252.3	7:50.928	3	10:10.017	54.003	39.967	8:36.047	143.6	18:11.654		
4	2:12.715	43.724	43.104	45.887	252.8	10:03.643	4	2:08.839	49.773	37.899	41.167	166.5	20:20.493		
5	8:20.453	1:03.004			151.0	18:24.096	5	2:01.624	40.551	38.334	42.739	254.0	22:22.117		
6	2:39.235	59.914	48.376	50.945	137.8	21:03.331	6	2:05.379	43.186	40.502	41.691	253.4	24:27.496		
7	2:25.640	49.599	47.729	48.312	210.3	23:28.971	7	1:59.216	40.208	37.720	41.288	253.4	26:26.712		
8	2:16.444	46.848	43.522	46.074	250.5	25:45.415									
<b>30</b>	<b>Davide RODA</b>						ITA	<b>68</b>	<b>Federico DANOVA</b>						ITA
GRT MOTORSPORT Ferrari 458 CHALLENGE EVO							SF SQUADRA CORSE SRLS Lamborghini Huracan ST EVO2								
1	2:32.709	1:11.203	39.064	42.442	85.7	2:32.709	1	3:09.897	1:40.166	44.526	45.205	147.9	3:09.897		
2	1:59.787	40.655	37.649	41.483	258.2	4:32.496	2	2:00.700	41.755	36.725	42.220	269.1	5:10.597		
3	1:59.271	40.725	36.989	41.557	258.2	6:31.767	3	1:59.657	39.922	36.148	43.587	273.9	7:10.254		
4	1:59.219	40.245	37.143	41.831	259.5	8:30.986	4	1:55.332	38.754	36.124	40.454	273.2	9:05.586		
5	9:47.623	40.328	36.719	8:30.576	257.0	18:18.609	5	9:33.396	38.464	46.034	8:08.898	274.5	18:38.982		
6	2:09.292	49.946	37.653	41.693	163.5	20:27.901	6	2:10.623	51.122	38.456	41.045	128.1	20:49.605		
7	2:06.457	47.305	37.594	41.558	258.9	22:34.358	7	1:56.703	39.895	36.699	40.109	275.9	22:46.308		
8	1:59.371	40.350	37.252	41.769	260.7	24:33.729	8	1:59.113	39.133	38.153	41.827	276.6	24:45.421		
9	1:59.743	40.636	37.550	41.557	259.5	26:33.472	9	2:14.348	46.294	39.947	48.107	238.9	26:59.769		
<b>42</b>	<b>Emanuele ROMANI</b>						ITA	<b>90</b>	<b>Angelo AMBROSIO</b>						ITA
TEAM CARS RACING Porsche 992 GT3 CUP							SCUDERIA VESUVIO Lamborghini Huracan GT3								
1	3:10.453	1:35.782	47.338	47.333	122.4	3:10.453	1	2:30.304	1:04.075	40.849	45.380	152.1	2:30.304		
2	2:11.116	44.818	41.964	44.334	254.6	5:21.569	2	1:59.229	39.872	37.119	42.238	263.2	4:29.533		
3	2:09.005	43.989	41.106	43.910	253.4	7:30.574	3	1:59.725	40.909	37.513	41.303	235.8	6:29.258		
4	2:13.256	44.088	42.647	46.521	252.8	9:43.830	4	1:57.430	39.284	36.952	41.194	265.8	8:26.688		
5	8:42.958	47.317			254.0	18:26.788	5	10:02.692	38.988	37.093	8:46.611	265.2	18:29.380		
6	2:21.166	53.119	43.721	44.326	159.9	20:47.954	6	2:11.704	50.725	38.840	42.139	177.1	20:41.084		
7	2:09.075	44.169	40.539	44.367	254.0	22:57.029	7	1:59.116	39.752	37.521	41.843	265.2	22:40.200		
8	2:14.472	45.775	42.844	45.853	254.0	25:11.501	8	2:05.003	42.290	40.365	42.348	269.1	24:45.203		
<b>43</b>	<b>Elio MARCHETTI</b>						ITA	<b>91</b>	<b>Mariano MAGLIOCCOLA</b>						ITA
BEST LAP Ferrari 488 Challenge EVO							SCUDERIA VESUVIO Lamborghini Huracan GT3								
1	2:42.423	1:20.976	39.162	42.285	163.7	2:42.423	1	2:28.948	1:11.671	36.380	40.897	128.5	2:28.948		
2	1:58.100	40.195	37.193	40.712	260.7	4:40.523	2	1:49.782	37.691	33.994	38.097	258.9	4:18.730		
3	1:56.264	39.405	36.379	40.480	263.2	6:36.787	3	1:49.730	36.894	34.615	38.221	260.1	6:08.460		
4	1:55.756	39.167	36.093	40.496	263.2	8:32.543	4	1:54.445	37.943	35.191	41.311	261.3	8:02.905		
5	1:51.533	36.871	34.851	39.811	258.9	9:54.438	5	1:51.533	36.871	34.851	39.811	258.9	9:54.438		
6	9:40.127	43.391			260.7	19:34.565	6	9:40.127	43.391			260.7	19:34.565		
7	2:55.418	59.975			109.5	22:29.983	7	2:55.418	59.975			109.5	22:29.983		
8	2:11.820	53.511	37.073	41.236	134.2	24:41.803	8	2:11.820	53.511	37.073	41.236	134.2	24:41.803		
9	1:55.945	39.404	35.760	40.781	260.1	26:37.748	9	1:55.945	39.404	35.760	40.781	260.1	26:37.748		
<b>50</b>	<b>Lee HSUAN</b>						TWN	<b>151</b>	<b>Luigi FERRARI</b>						ITA
FORMULA RACING Ferrari 488 Challenge EVO							FORMULA RACING Ferrari 488 Challenge EVO								
1	2:53.179	1:24.351	43.814	45.014	145.5	2:53.179	1	3:30.705	1:23.270	42.462	1:24.973	124.8	3:30.705		
2	2:08.446	43.110	40.826	44.510	254.6	5:01.625	2	2:11.560	50.540	39.690	41.330	166.0	5:42.265		
3	2:08.801	42.542	41.606	44.653	255.8	7:10.426	3	1:58.325	40.011	36.881	41.433	262.6	7:40.590		
4	2:11.574	42.334	45.147	44.093	252.8	9:22.000	4	1:59.787	39.529	37.676	42.582	261.3	9:40.377		
5	9:20.928	41.834			257.0	18:42.928	5	9:00.217	43.972			260.7	18:40.594		
6	2:21.154	54.243	42.246	44.665	139.2	21:04.082	6	2:11.475	50.220	39.682	41.573	127.3	20:52.069		
7	2:08.958	42.769	41.735	44.454	233.3	23:13.040	7	1:56.366	39.944	35.716	40.706	262.6	22:48.435		
8	2:08.143	42.436	40.151	45.556	257.6	25:21.183	8	2:03.921	39.133	38.010	46.778	263.2	24:52.356		



# National GT Challenge/P9 Challenge

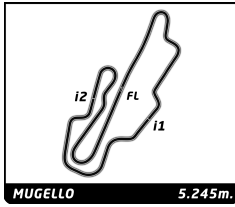
## Mugello Racing Weekend

### 2 Turno Prove Libere

## Sector Analysis

— Invalidated Lap    ■ Personal Best    ■ Session Best    B Crossing the pit lane

Lap	Time	Sector 1	Sector 2	Sector 3	T.Sp	Elapsed	Lap	Time	Sector 1	Sector 2	Sector 3	T.Sp	Elapsed
<b>157</b> Giuseppe MARINARO BEST LAP ITA Ferrari 488 Challenge EVO							<b>607</b> Jurgen BENDER JB racing TEAM DEU CHEVROLET C7 GT3 Corvette						
1	3:00.404	1:28.068	46.199	46.137	147.3	3:00.404	1	3:28.346	1:56.293	42.743	49.310	100.3	3:28.346
2	2:05.951	42.098			259.5	5:06.355	2	2:03.963	41.620	39.823	42.520	247.1	5:32.309
3	2:08.669	41.565	38.091	49.013	260.7	7:15.024	3	2:04.637	41.659	40.411	42.567	238.9	7:36.946
4	11:16.086 B	39.355	38.671	9:58.060	261.3	18:31.110	4	2:03.780	39.955	40.602	43.223	265.2	9:40.726
5	2:12.794	50.712	40.117	41.965	174.0	20:43.904	5	9:15.193 B	44.778			239.5	18:55.919
6	1:56.657	39.581	36.473	40.603	262.0	22:40.561	6	2:12.394	50.686	38.759	42.949	167.8	21:08.313
7	1:59.425	42.040	36.864	40.521	248.8	24:39.986	7	2:05.820	44.611	38.883	42.326	261.3	23:14.133
8	2:03.899	41.615	38.822	43.462	241.1	26:43.885	8	2:03.917	41.785	40.167	41.965	270.4	25:18.050
<b>202</b> Marc WIEZORREK Spirit Race Team DEU BMW M4 GT4 F82							<b>725</b> FINK Marco Team FINK BMW nova proto NP01						
1	3:29.861	1:50.940	47.394	51.527	103.4	3:29.861	1	3:52.027	2:20.379	44.278	47.370	98.1	3:52.027
2	2:20.864	47.496	45.919	47.449	221.0	5:50.725	2	2:04.224	43.908	38.408	41.908	256.4	5:56.251
3	3:20.415 B	47.974	42.929	1:49.512	222.3	9:11.140	3	5:06.496 B	41.723	38.531	3:46.242	263.2	11:02.747
4	9:28.206 B	50.481			157.6	18:39.346	4	11:06.551	9:53.897	35.328	37.326	129.4	22:09.298
5	2:42.789	1:10.039	43.156	49.594	148.1	21:22.135	5	1:46.373	36.774	32.517	37.082	265.2	23:55.671
6	2:11.119	44.886	40.903	45.330	227.4	23:33.254	6	1:46.516	36.701	32.670	37.145	269.8	25:42.187
7	2:13.118	43.894	42.879	46.345	232.3	25:46.372							
<b>204</b> Julian JANSEN Spirit Race Team DEU AUDI R8 GT4													
1	3:17.280	1:37.405	46.577	53.298	116.0	3:17.280							
2	2:13.477	44.040	45.283	44.154	226.0	5:30.757							
3	2:06.094	41.918	40.922	43.254	246.0	7:36.851							
4	2:07.659	41.764	40.103	45.792	246.5	9:44.510							
5	9:15.653 B	47.863			248.2	19:00.163							
6	2:16.356	49.960	42.596	43.800	162.5	21:16.519							
7	2:05.645	42.500	40.022	43.123	245.4	23:22.164							
8	2:03.508	42.134	38.477	42.897	247.1	25:25.672							
<b>411</b> Manuel SUSSENGUTH TEAM Sussenguth DEU PORSCHE 991 GT3 CUP GEN II													
1	3:02.384	1:37.596	41.222	43.566	123.0	3:02.384							
2	2:03.032	42.342	38.073	42.617	262.0	5:05.416							
3	2:01.311	40.740	37.964	42.607	262.0	7:06.727							
4	2:00.952	40.428	37.640	42.884	262.6	9:07.679							
5	9:44.158 B	40.349	56.158	8:07.651	262.6	18:51.837							
6	2:13.459	52.075	39.384	42.000	123.8	21:05.296							
7	2:03.555	42.579	39.253	41.723	259.5	23:08.851							
8	2:02.492	40.811	38.802	42.879	264.5	25:11.343							
<b>604</b> Jurgen ALZEN HR Spezialfedern GmbH & Co KG DEU BMW M4 GT3													
1	3:07.949	1:38.245	45.983	43.721	127.0	3:07.949							
2	1:58.740	41.032	37.405	40.303	270.4	5:06.689							
3	1:57.840	39.829	37.783	40.228	276.6	7:04.529							
4	1:54.746	39.131	35.944	39.671	280.9	8:59.275							
5	9:37.941 B	40.053	42.941	8:14.947	283.1	18:37.216							
6	2:10.765	52.165	38.229	40.371	130.2	20:47.981							
7	2:00.875	40.056	39.431	41.388	283.9	22:48.856							
8	1:56.822	39.870	36.901	40.051	252.3	24:45.678							
9	2:00.445	42.702	38.092	39.651	262.6	26:46.123							


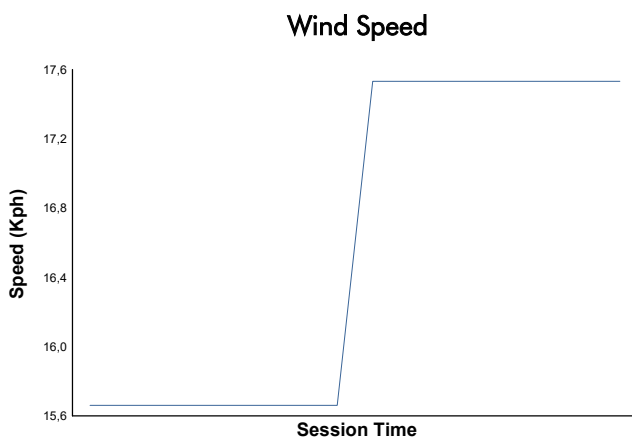
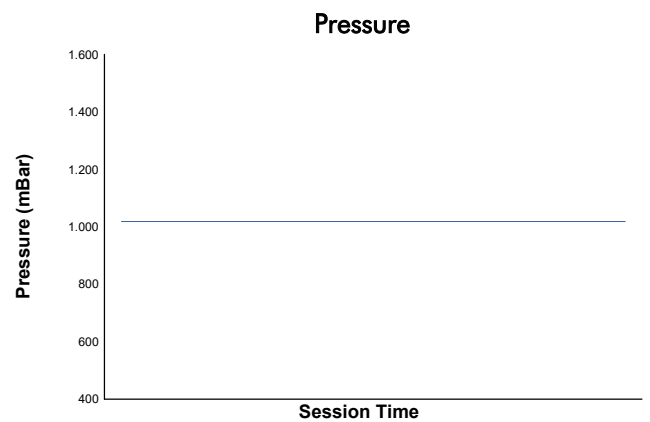
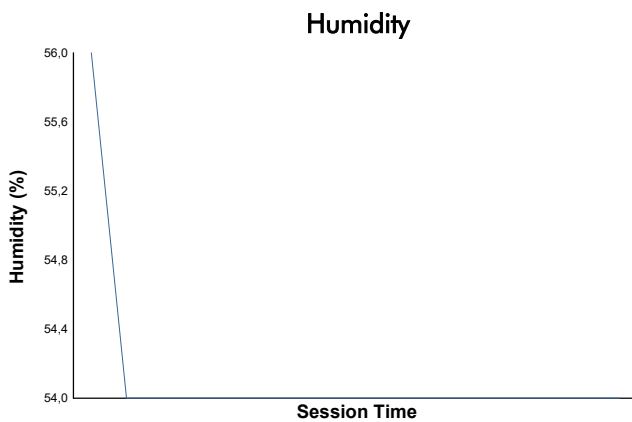
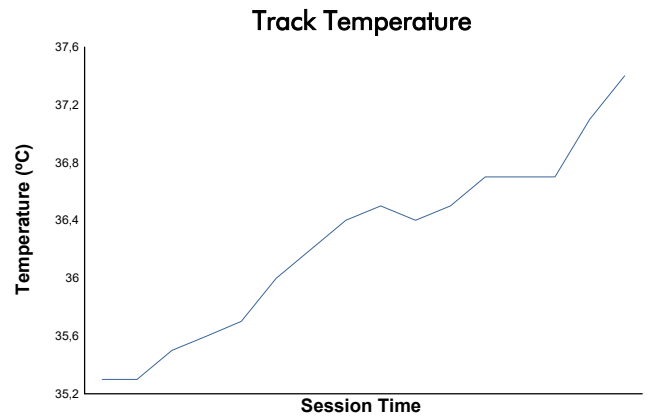
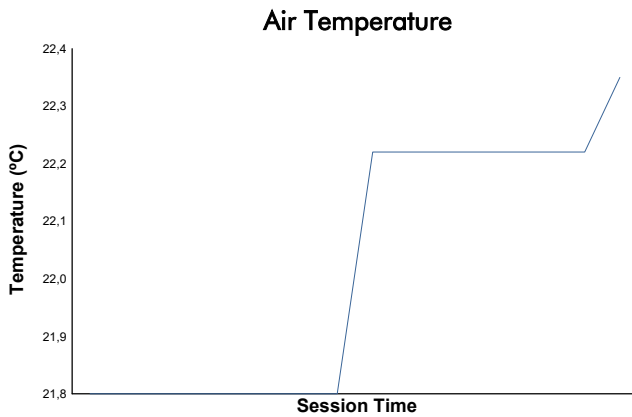


# Mugello Racing Weekend

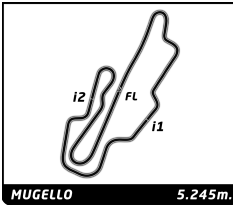
## National GT Challenge/P9 Challenge

### 2 Turno Prove Libere

## Weather Report



Track Status: **DRY**



## National GT Challenge/P9 Challenge

### Mugello Racing Weekend

### 3 Turno Prove Libere

## Classification

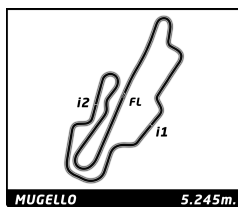
No Drivers	Team	Car	Cl.	Time	Lap Total	Gap	Kph
1 725 F. MARCO	Team FINK	BMW nova pro		<b>1:47.121</b>	8 11	- -	176.3
2 604 J. ALZEN / T. SCHEIB	HR Spezialf	BMW M4 GT3	6	<b>1:52.690</b>	4 6	+5.569 +5.569	167.6
3 68 F. DANOVA / P. ALESS	SF SQUADRA	Lamborghini	GT CUP 1	<b>1:53.144</b>	4 7	+6.023 +0.454	166.9
4 30 D. RODA	GRT MOTORSP	Ferrari 458	GT CUP 2	<b>1:53.350</b>	11 11	+6.229 +0.206	166.6
5 90 A. AMBROSIO / P. PAS	SCUDERIA VE	Lamborghini	GT3	<b>1:53.491</b>	10 10	+6.370 +0.141	166.4
6 6 D. GAGGIANESI / G. T	Rangoni Cor	Lamborghini	GT CUP 1	<b>1:54.455</b>	10 10	+7.334 +0.964	165.0
7 157 G. MARINARO / A. PAL	BEST LAP	Ferrari 488	GT CUP 2	<b>1:55.339</b>	7 8	+8.218 +0.884	163.7
8 151 L. FERRARI / L. MEGN	FORMULA RAC	Ferrari 488	GT CUP 2	<b>1:55.527</b>	9 9	+8.406 +0.188	163.4
9 11 R. MASSARO / M. MENE	SCUDERIA EM	Ferrari 488	GT CUP 2	<b>1:55.747</b>	3 11	+8.626 +0.220	163.1
10 27 M. GIRAUDI / G. GIRA	GRT MOTORSP	Ferrari 488	GT CUP 2	<b>1:56.939</b>	4 11	+9.818 +1.192	161.5
11 43 E. MARCHETTI / R. RO	BEST LAP	Ferrari 488	GT CUP 2	<b>1:57.050</b>	7 12	+9.929 +0.111	161.3
12 23 T. PETERSEN	FORMULA RAC	Ferrari 488	GT CUP 2	<b>1:57.914</b>	3 10	+10.793 +0.864	160.1
13 25 N. RISITANO / B. PIN	SEVEN HILLS	Ferrari 488	GT CUP 2	<b>1:57.923</b>	2 7	+10.802 +0.009	160.1
14 5 S. MAESTRI / A. RODI	BEST LAP	Ferrari 488	GT CUP 2	<b>1:58.156</b>	9 11	+11.035 +0.233	159.8
15 411 M. SUSSENGUTH	TEAM Sussen	PORSHE 991 G	4b	<b>1:58.293</b>	3 11	+11.172 +0.137	159.6
16 607 J. BENDER	JB racing T	CHEVROLET C7	6	<b>1:59.381</b>	9 11	+12.260 +1.088	158.2
17 28 E. CASAZZA / F. FRAN	TEAM CARS R	Porsche 911	GT CUP 2	<b>1:59.524</b>	11 12	+12.403 +0.143	158.0
18 57 A. BRIGATTI / S. CON	LEMA RACING	Lamborghini	GT CUP1	<b>1:59.602</b>	12 12	+12.481 +0.078	157.9
19 15 D. GOLIA / G. DE CUN	BEST LAP	Ferrari 488	GT CUP 2	<b>2:00.171</b>	4 7	+13.050 +0.569	157.1
20 18 M. PITORRI / G. SIMO	BEST LAP	Ferrari 488	GT3	<b>2:00.968</b>	10 10	+13.847 +0.797	156.1
21 24 M. MARULLA / D. ZYDL	RC MOTORSP	Ferrari 488	GT CUP 2	<b>2:01.169</b>	8 10	+14.048 +0.201	155.8
22 204 J. JANSEN	Spirit Race	AUDI R8 GT4	2b	<b>2:01.700</b>	7 12	+14.579 +0.531	155.2
23 10 M. JOCHER / S. JOCHE	TEAM JOCHER	BENTLEY Cont	GTX	<b>2:02.763</b>	6 9	+15.642 +1.063	153.8
24 91 M. MAGLIOCCOLA / B.	SCUDERIA VE	Lamborghini	GT3	<b>2:03.201</b>	5 7	+16.080 +0.438	153.3
25 42 E. ROMANI / M. SQUIL	TEAM CARS R	Porsche 992	GT CUP 2	<b>2:04.812</b>	5 12	+17.691 +1.611	151.3
26 202 M. WIEZORREK	Spirit Race	BMW M4 GT4 F	2b	<b>2:05.650</b>	9 9	+18.529 +0.838	150.3
27 50 H. LEE / D. PIALORSI	FORMULA RAC	Ferrari 488	GT CUP 2	<b>2:06.467</b>	7 11	+19.346 +0.817	149.3
28 507 A. LIENAU	Team Lienau	ASTON MARTIN	5	<b>2:06.701</b>	6 7	+19.580 +0.234	149.0
29 33 . ARAMIS / E. ROCCHI	SR&R SRL	Ferrari 458	GT CUP 3	<b>2:12.002</b>	5 5	+24.881 +5.301	143.0
30 9 A. REVELLO	TEAM CARS R	Porsche Carr	GT CUP 2	<b>2:20.854</b>	9 9	+33.733 +8.852	134.1
31 7 D. PAOLETTI / A. FUL	TRACK AND G	Porsche 992	GT CUP 2				
32 12 F. FEDE	TEAM CARS R	992 GT3 CUP	GT CUP 2				
33 510 S. JOCHER / M. JOCHE	Jocher Raci	BENTLEY Cont	5				

**Fastest Lap:** Lap 8 | FINK Marco | **1:47.121** | 176.3 Kph

Published at: .....

Track Status: **DRY**

<b>Direttore di Gara:</b> CANU Antonio	<b>Il DS Cronometraggio</b> INNOCENTI Chiara
---	---



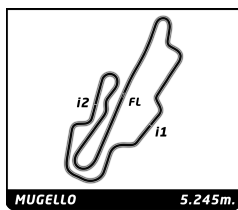
## National GT Challenge/P9 Challenge

### Mugello Racing Weekend

#### 3 Turno Prove Libere

### Best Sector Times

Sector 1		Sector 2		Sector 3				Id	Bes	
No Driver	Time	No Driver	Time	No Driver	Time	No Team	Class	al	t	
1	68 F.DANO	35.728	725 F.Marc	32.801	725 F.Marc	37.360	1 725 Team FINK		1:47.057	1:47.121 (1)
2	725 F.Marc	36.896	6 D.GAGG	34.723	604 J.ALZE	38.846	2 68 SF SQUADRA C	GT C	1:49.850	1:53.144 (3)
3	604 J.ALZE	37.615	604 J.ALZE	34.797	90 A.AMBR	39.110	3 604 HR Spezialfe	6	1:51.258	1:52.690 (2)
4	6 D.GAGG	38.044	68 F.DANO	34.983	68 F.DANO	39.139	4 90 SCUDERIA VES	GT3	1:52.360	1:53.491 (5)
5	90 A.AMBR	38.223	90 A.AMBR	35.027	30 D.RODA	39.440	5 6 Rangoni Cors	GT C	1:52.450	1:54.455 (6)
6	30 D.RODA	38.527	30 D.RODA	35.383	6 D.GAGG	39.683	6 30 GRT MOTORPO	GT C	1:53.350	1:53.350 (4)
7	151 L.FERR	39.108	151 L.FERR	35.474	151 L.FERR	40.051	7 151 FORMULA RACI	GT C	1:54.633	1:55.527 (8)
8	157 G.MARI	39.243	157 G.MARI	35.853	157 G.MARI	40.061	8 157 BEST LAP	GT C	1:55.157	1:55.339 (7)
9	24 M.MARU	39.255	11 R.MASS	36.234	11 R.MASS	40.107	9 11 SCUDERIA EMM	GT C	1:55.747	1:55.747 (9)
10	11 R.MASS	39.406	43 E.MARC	36.414	25 N.RISI	40.507	10 43 BEST LAP	GT C	1:56.875	1:57.050 (11)
11	27 M.GIRA	39.483	23 T.PETE	36.536	43 E.MARC	40.788	11 27 GRT MOTORPO	GT C	1:56.939	1:56.939 (10)
12	43 E.MARC	39.673	27 M.GIRA	36.541	23 T.PETE	40.814	12 23 FORMULA RACI	GT C	1:57.153	1:57.914 (12)
13	411 M.SUSS	39.739	5 S.MAES	36.752	27 M.GIRA	40.915	13 25 SEVEN HILLS	GT C	1:57.350	1:57.923 (13)
14	23 T.PETE	39.803	25 N.RISI	36.801	411 M.SUSS	40.953	14 5 BEST LAP	GT C	1:57.606	1:58.156 (14)
15	5 S.MAES	39.857	411 M.SUSS	37.089	5 S.MAES	40.997	15 411 TEAM Susseng	4b	1:57.781	1:58.293 (15)
16	25 N.RISI	40.042	607 J.BEND	37.287	28 E.CASA	41.262	16 607 JB racing TE	6	1:58.785	1:59.381 (16)
17	607 J.BEND	40.067	28 E.CASA	37.433	57 A.BRIG	41.407	17 24 RC MOTORSPOR	GT C	1:58.785	2:01.169 (21)
18	57 A.BRIG	40.408	15 D.GOLI	37.437	607 J.BEND	41.431	18 57 LEMA RACING	GT C	1:59.319	1:59.602 (18)
19	15 D.GOLI	40.607	57 A.BRIG	37.504	18 M.PITO	41.470	19 28 TEAM CARS RA	GT C	1:59.524	1:59.524 (17)
20	28 E.CASA	40.829	24 M.MARU	37.644	15 D.GOLI	41.695	20 15 BEST LAP	GT C	1:59.739	2:00.171 (19)
21	18 M.PITO	41.145	204 J.JANS	38.027	24 M.MARU	41.886	21 18 BEST LAP	GT3	2:00.719	2:00.968 (20)
22	204 J.JANS	41.178	18 M.PITO	38.104	204 J.JANS	42.349	22 204 Spirit Race	2b	2:01.554	2:01.700 (22)
23	91 M.MAGL	41.553	10 M.JOCH	38.384	10 M.JOCH	42.423	23 10 TEAM JOCHER	GTX	2:02.448	2:02.763 (23)
24	10 M.JOCH	41.641	91 M.MAGL	38.487	42 E.ROMA	42.851	24 91 SCUDERIA VES	GT3	2:03.148	2:03.201 (24)
25	42 E.ROMA	41.771	202 M.WIEZ	39.228	91 M.MAGL	43.108	25 42 TEAM CARS RA	GT C	2:04.342	2:04.812 (25)
26	50 H.LEE	42.029	42 E.ROMA	39.720	50 H.LEE	43.359	26 50 FORMULA RACI	GT C	2:05.310	2:06.467 (27)
27	507 A.LIEN	42.122	50 H.LEE	39.922	202 M.WIEZ	43.887	27 202 Spirit Race	2b	2:05.645	2:05.650 (26)
28	202 M.WIEZ	42.530	507 A.LIEN	40.244	507 A.LIEN	44.178	28 507 Team Lienau	5	2:06.544	2:06.701 (28)
29	33 ARAMIS	43.998	33 ARAMIS	42.036	33 ARAMIS	45.729	29 33 SR&R SRL	GT C	2:11.763	2:12.002 (29)
30	9 A.REVE	46.932	9 A.REVE	45.067	9 A.REVE	47.889	30 9 TEAM CARS RA	GT C	2:19.888	2:20.854 (30)



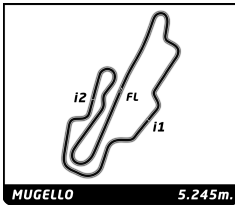
## National GT Challenge/P9 Challenge

### Mugello Racing Weekend

#### 3 Turno Prove Libere

#### Best Top Speed

Team	Car	Class	Top Speed	Top 1		Top 2		Top 3		Top 4		Top 5		
				Kph	Lap	Kph	Lap	Kph	Lap	Kph	Lap	Kph	Lap	
604 HR Spezialfede	BMW M4 GT3	6	J. ALZE	283.9	4	283.9	5	283.1	6	281.7	2	281.7	3	282,9
68 SF SQUADRA COR	Lamborghini	GT CUP 1	F. DANO	276.6	4	275.9	5	274.5	3	272.5	7	184.9	2	256,9
6 Rangoni Corse	Lamborghini	GT CUP 1	D. GAGG	269.1	3	267.8	10	266.5	7	266.5	6	265.2	9	267,0
10 TEAM JOCHER	BENTLEY Con	GTX	M. JOCH	269.1	3	256.4	8	255.8	9	255.2	7	254.0	5	258,1
90 SCUDERIA VESUV	Lamborghini	GT3	A. AMBR	269.1	4	268.4	8	267.1	10	267.1	7	266.5	9	267,6
725 Team FINK	BMW nova.pr		F. Marc	268.4	10	267.8	7	267.8	6	267.8	3	267.1	9	267,8
607 JB racing TEAM	CHEVROLET C	6	J. BEND	267.8	4	267.1	9	267.1	5	266.5	10	266.5	6	267,0
43 BEST LAP	Ferrari 488	GT CUP 2	E. MARC	266.5	10	265.8	5	265.8	3	265.2	12	265.2	11	265,7
151 FORMULA RACING	Ferrari 488	GT CUP 2	L. FERR	266.5	4	263.9	9	262.6	3	262.0	2	260.7	5	263,1
157 BEST LAP	Ferrari 488	GT CUP 2	G. MARI	265.8	4	264.5	3	263.9	5	263.2	2	262.6	8	264,0
11 SCUDERIA EMME	Ferrari 488	GT CUP 2	R. MASS	265.2	4	263.9	5	263.9	3	263.2	11	263.2	9	263,9
411 TEAM Sussengut	PORSCHE 991	4b	M. SUSS	263.9	11	263.9	10	263.2	7	263.2	5	262.6	4	263,4
25 SEVEN HILLS MO	Ferrari 488	GT CUP 2	N. RISI	263.2	3	262.0	4	258.2	2	257.6	7	257.0	6	259,6
30 GRT MOTORSPORT	Ferrari 458	GT CUP 2	D. RODA	262.6	3	262.0	4	261.3	11	260.1	9	259.5	2	261,1
23 FORMULA RACING	Ferrari 488	GT CUP 2	T. PETE	262.0	4	260.7	5	258.9	6	258.9	3	258.2	9	259,7
5 BEST LAP	Ferrari 488	GT CUP 2	S. MAES	261.3	5	261.3	4	260.7	11	260.7	8	260.7	6	260,9
15 BEST LAP	Ferrari 488	GT CUP 2	D. GOLLI	260.7	6	260.1	5	258.9	2	258.9	3	258.2	4	259,4
27 GRT MOTORSPORT	Ferrari 488	GT CUP 2	M. GIRA	260.7	4	260.1	11	260.1	10	260.1	7	259.5	9	260,1
507 Team Lienau	ASTON MARTI	5	A. LIEN	260.1	4	260.1	5	258.9	7	256.4	6	251.1	3	257,3
24 RC MOTORSPORT	Ferrari 488	GT CUP 2	M. MARU	260.1	10	259.5	9	258.9	6	258.2	8	257.0	5	258,7
9 TEAM CARS RACI	Porsche Car	GT CUP 2	A. REVE	258.9	5	255.8	9	255.2	4	254.6	3	252.8	7	255,5
28 TEAM CARS RACI	Porsche 911	GT CUP 2	E. CASA	257.0	12	255.2	3	254.6	11	254.6	7	254.0	10	255,1
50 FORMULA RACING	Ferrari 488	GT CUP 2	H. LEE	257.0	11	257.0	4	257.0	2	255.8	8	255.2	10	256,4
91 SCUDERIA VESUV	Lamborghini	GT3	M. MAGL	257.0	7	256.4	5	253.4	6	252.8	4	237.4	3	251,4
42 TEAM CARS RACI	Porsche 992	GT CUP 2	E. ROMA	256.4	4	255.8	3	255.2	10	255.2	9	254.6	7	255,4
57 LEMA RACING	Lamborghini	GT CUP1	A. BRIG	254.6	9	253.4	10	253.4	6	253.4	5	252.3	12	253,4
18 BEST LAP	Ferrari 488	GT3	M. PITO	254.0	6	252.8	10	252.3	4	251.7	8	251.7	7	252,5
33 SR&R SRL	Ferrari 458	GT CUP 3	ARAMIS	250.5	2	250.5	5	220.1	4	137.1	3	105.1	1	192,7
204 Spirit Race Te	AUDI R8 GT4	2b	J. JANS	246.0	12	246.0	6	245.4	8	245.4	4	244.9	11	245,5
202 Spirit Race Te	BMW M4 GT4	2b	M. WIEZ	232.8	8	232.8	9	231.8	4	231.3	5	230.8	3	231,9
510 Jocher Racing	BENTLEY Con	5												
7 TRACK AND GO	Porsche 992	GT CUP 2												
12 TEAM CARS RACI	992 GT3 CUP	GT CUP 2												



# National GT Challenge/P9 Challenge

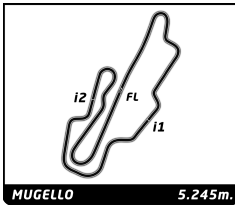
## Mugello Racing Weekend

### 3 Turno Prove Libere

## Sector Analysis

Invalidated Lap    Personal Best    Session Best    Crossing the pit lane

Lap D	Time	Sector 1	Sector 2	Sector 3	T.Sp	Elapsed	Lap D	Time	Sector 1	Sector 2	Sector 3	T.Sp	Elapsed		
<b>5</b> BEST LAP 1.Stefano MAESTRI 2.Alberto RODIO Ferrari 488 C GT CUP 2							<b>11</b> SCUDERIA EMME 1.Rodolfo MASSARO 2.Maia MENEHIN Ferrari 488 C GT CUP 2								
1	1	4:27.2	3:01.951	42.097	43.210	128.4	4:27.258	1	1	3:52.6	2:25.186	43.402	44.107	133.2	3:52.695
2	1	2:02.0	40.872	38.621	42.555	260.1	6:29.306	2	1	1:58.4	40.319	37.631	40.476	262.0	5:51.121
3	1	2:03.9	44.682	37.648	41.573	249.4	8:33.209	3	1	1:55.7	39.406	36.234	40.107	263.9	7:46.868
4	1	1:59.9	39.912	38.153	41.872	261.3	10:33.146	4	1	2:00.6	39.589	38.679	42.421	265.2	9:47.557
5	1	1:58.7	39.857	37.075	41.813	261.3	12:31.891	5	1	1:58.1	39.887	37.582	40.700	263.9	11:45.726
6	1	3:36.4	40.592	36.752	2:19.099	260.7	16:08.334	6	1	2:00.1	40.517	37.274	42.386	263.2	13:45.903
7	1	2:07.0	47.982	37.198	41.851	168.6	18:15.365	7	1	3:59.9	42.064	42.019	2:35.847	262.6	17:45.833
8	1	1:59.5	39.991	38.513	40.997	260.7	20:14.866	8	1	2:08.3	49.480	37.558	41.338	169.3	19:54.209
9	1	1:58.1	39.893	37.248	41.015	259.5	22:13.022	9	1	2:41.7	1:22.942	37.565	41.221	263.2	22:35.937
10	1	1:59.1	41.012	36.860	41.264	260.1	24:12.158	10	1	1:58.5	40.598	36.908	41.066	262.6	24:34.509
11	1	2:00.3	39.899	39.204	41.213	260.7	26:12.474	11	1	1:58.2	40.936	36.431	40.837	263.2	26:32.713
<b>6</b> Rangoni Corse 1.Davide GAGGIANESI 2.Gabriele TORELLI Lamborghini H GT CUP 1							<b>15</b> BEST LAP 1.Domenico Vincenzo GOLI 2.Giovanni DE CUNTIS Ferrari 488 C GT CUP 2								
1	1	3:12.0	1:42.328	43.993	45.774	125.1	3:12.095	1	1	3:16.5	1:42.940	44.614	48.961	137.3	3:16.515
2	1	3:53.7	41.644	38.277	2:33.803	243.8	7:05.819	2	1	2:07.8	42.465	40.240	45.176	258.9	5:24.396
3	1	4:07.5	38.044	34.723	2:54.819	269.1	11:13.405	3	1	2:00.9	41.529	37.765	41.695	258.9	7:25.385
4	1	2:03.9	47.893	36.232	39.786	155.1	13:17.316	4	1	2:00.1	40.607	37.437	42.127	258.2	9:25.556
5	1	1:55.2	39.218	35.947	40.045	264.5	15:12.526	5	1	2:00.5	40.671	38.195	41.703	260.1	11:26.125
6	1	1:56.4	40.559	35.971	39.917	266.5	17:08.973	6	1	2:00.5	41.047	37.463	42.065	260.7	13:26.700
7	1	1:54.6	39.022	35.980	39.683	266.5	19:03.658	7	1	2:56.0	45.611			213.6	16:22.725
8	1	1:55.3	39.086	36.523	39.786		20:59.053								
9	1	1:55.8	39.155	36.779	39.963	265.2	22:54.950								
10	1	1:54.4	38.988	35.607	39.860	267.8	24:49.405								
<b>9</b> TEAM CARS RACING 1.Alessandro REVELLO Porsche Carre GT CUP 2							<b>18</b> BEST LAP 1.Maurizio PITORRI 2.Gianluigi SIMONELLI Ferrari 488 G GT3								
1	1	3:32.9	1:46.391	53.013	53.578	95.1	3:32.982	1	1	5:27.7	4:04.348	39.558	43.874	127.2	5:27.780
2	1	2:28.1	51.287	47.079	49.797	251.1	6:01.145	2	1	2:06.9	43.808	39.967	43.203	249.9	7:34.758
3	1	2:22.5	48.724	45.835	48.026	254.6	8:23.730	3	1	2:04.6	41.871	39.477	43.351	249.9	9:39.457
4	1	2:23.6	49.059	46.743	47.889	255.2	10:47.421	4	1	2:04.6	41.744	39.432	43.462	252.3	11:44.095
5	1	3:28.9	46.932	45.067	1:56.997	258.9	14:16.417	5	1	2:05.1	42.006	40.225	42.894	251.7	13:49.220
6	1	2:36.6	58.777	46.605	51.268	144.2	16:53.067	6	1	2:05.5	42.076	39.985	43.464	254.0	15:54.745
7	1	2:22.3	48.111	45.432	48.835	252.8	19:15.445	7	1	2:04.2	42.250	39.073	42.967	251.7	17:59.035
8	1	2:24.9	47.571	48.199	49.179	251.7	21:40.394	8	1	2:04.0	41.888	39.256	42.860	251.7	20:03.039
9	1	2:20.8	47.267	45.650	47.937	255.8	24:01.248	9	1	2:04.4	41.937	39.417	43.074	251.1	22:07.467
10	1	2:00.9	41.145	38.353	41.470	252.8	24:08.435	10	1	2:00.9	41.145	38.353	41.470	252.8	24:08.435
<b>10</b> TEAM JOCHER 1.Matthias JOCHER 2.Stephan JOCHER BENTLEY Conti GTX							<b>23</b> FORMULA RACING 1.Thomas PETERSEN Ferrari 488 C GT CUP 2								
1	1	3:33.0	2:01.998	44.063	47.034	127.2	3:33.095	1	1	2:57.2	1:28.529	42.865	45.903	112.3	2:57.297
2	1	4:09.2	44.192	38.384	2:46.704	226.0	7:42.375	2	1	1:58.1	40.653	36.536	40.922	246.0	4:55.408
3	1	5:05.6	44.144	40.149	3:41.390	269.1	12:48.058	3	1	1:57.9	39.803	37.297	40.814	258.9	6:53.322
4	1	2:23.2	57.829	41.699	43.766	101.4	15:11.352	4	1	2:01.6	40.769	39.121	41.775	262.0	8:54.987
5	1	2:06.9	43.199	40.987	42.745	254.0	17:18.283	5	1	2:01.7	40.702	38.858	42.190	260.7	10:56.737
6	1	2:02.7	41.769	38.565	42.429		19:21.046	6	1	2:02.6	41.598	38.934	42.121	258.9	12:59.390
7	1	2:05.7	42.611	39.968	43.161	255.2	21:26.786	7	1	2:00.9	40.465	38.518	41.918	257.6	15:00.291
8	1	2:03.5	41.641	39.453	42.423	256.4	23:30.303	8	1	2:00.5	40.677	38.230	41.618	257.6	17:00.816
9	1	2:03.8	42.372	38.954	42.516	255.8	25:34.145	9	1	2:00.6	40.499	38.190	41.946	258.2	19:01.451
10	1	2:02.8	40.269	39.921	42.623	257.6	21:04.264	10	1	2:02.8	40.269	39.921	42.623	257.6	21:04.264



# National GT Challenge/P9 Challenge

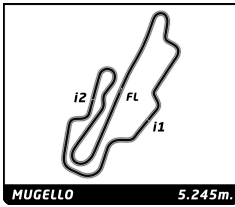
## Mugello Racing Weekend

### 3 Turno Prove Libere

## Sector Analysis

Invalidated Lap    Personal Best    Session Best    Crossing the pit lane

Lap	D	Time	Sector 1	Sector 2	Sector 3	T.Spd	Elapsed	Lap	D	Time	Sector 1	Sector 2	Sector 3	T.Spd	Elapsed	
<b>24</b>		<b>RC MOTORSPORT</b> 1. Matteo MARULLA 2. Dawid ZYDLEWSKY						Ferrari 488 C GT CUP 2								
1	1	2:33.8	1:10.806	39.776	43.268	134.7	2:33.850									
2	1	4:03.9	41.437	<b>37.644</b>	2:44.868	0.9	6:37.799									
3	1	4:00.9	<b>39.255</b>	38.280	2:43.428		10:38.762									
4	1	2:02.4	40.958	38.357	43.134		12:41.211									
5	1	2:01.8	41.276	38.560	42.036	257.0	14:43.083									
6	1	3:48.6 <b>B</b>	42.375			258.9	18:31.746									
7	1	2:09.8	48.827	38.895	42.107	173.4	20:41.575									
8	1	<b>2:01.1</b>	40.834	38.428	41.907	258.2	22:42.744									
9	1	2:01.2	41.104	38.278	41.897	259.5	24:44.023									
10	1	2:01.6	41.285	38.527	<b>41.886</b>	260.1	26:45.721									
<b>25</b>		<b>SEVEN HILLS MOTORSPORT</b> 1. Nicholas RISITANO 2. Barkin PINAR						Ferrari 488 C GT CUP 2								
1	1	2:32.7	1:10.227	38.994	43.523	149.3	2:32.744									
2	1	<b>1:57.9</b>	40.615	<b>36.801</b>	<b>40.507</b>	258.2	4:30.667									
3	1	3:55.3	<b>40.042</b>	36.870	2:38.451	263.2	8:26.030									
4	1	3:09.3 <b>B</b>	40.481			262.0	11:35.369									
5	1	2:23.4	54.876	43.952	44.650	119.9	13:58.847									
6	1	2:04.7	42.507	39.479	42.755	257.0	16:03.588									
7	1	2:04.9	42.285	40.121	42.574	257.6	18:08.568									
<b>27</b>		<b>GRT MOTORSPORT</b> 1. Michele GIRAUDI 2. Giovanni GIRAUDI						Ferrari 488 C GT CUP 2								
1	1	3:19.1	1:34.630	50.698	53.786	130.2	3:19.114									
2	1	2:04.4	40.998	37.811	45.626	257.0	5:23.549									
3	1	1:58.5	40.839	36.751	40.990	259.5	7:22.129									
4	1	<b>1:56.9</b>	<b>39.483</b>	<b>36.541</b>	<b>40.915</b>	260.7	9:19.068									
5	1	2:01.3	40.174	38.209	42.954	258.9	11:20.405									
6	1	1:59.3	40.011	38.055	41.265	258.2	13:19.736									
7	1	2:25.0	1:06.029	37.615	41.360	260.1	15:44.740									
8	1	2:04.5	40.280	41.416	42.838	259.5	17:49.274									
9	1	2:01.1	40.910	38.972	41.292	259.5	19:50.448									
10	1	1:57.9	40.216	36.583	41.177	260.1	21:48.424									
11	1	2:02.5	40.079	39.646	42.792	260.1	23:50.941									
<b>28</b>		<b>TEAM CARS RACING</b> 1. Edoardo CASAZZA 2. Filippo FRANGIONI						Porsche 911 G GT CUP 2								
1	1	3:20.8	1:40.459	45.698	54.716	110.8	3:20.873									
2	1	2:10.2	45.040	41.365	43.817	219.2	5:31.095									
3	1	2:09.1	42.904	41.091	45.167	255.2	7:40.257									
4	1	2:04.6	42.230	39.584	42.795	254.0	9:44.866									
5	1	2:04.0	41.460	39.570	43.010	254.0	11:48.906									
6	1	2:03.4	41.912	38.726	42.801	252.8	13:52.345									
7	1	2:06.3	41.195	39.377	45.774	254.6	15:58.691									
8	1	2:14.8	44.081	44.798	45.975	254.0	18:13.545									
9	1	2:07.7	41.347	44.074	42.366	253.4	20:21.332									
10	1	2:04.0	41.979	39.637	42.409	254.0	22:25.357									
11	1	<b>1:59.5</b>	<b>40.829</b>	<b>37.433</b>	<b>41.262</b>	254.6	24:24.881									
12	1	2:00.7	41.584	37.685	41.452	257.0	26:25.602									
<b>30</b>		<b>GRT MOTORSPORT</b> 1. Davide RODA						Ferrari 458 C GT CUP 2								
1	1	2:23.6	1:05.700	37.418	40.543	138.9	2:23.661									
2	1	1:55.5	39.300	36.729	39.520	259.5	4:19.210									
3	1	1:54.6	38.903	35.490	40.284	262.6	6:13.887									
4	1	3:56.9 <b>B</b>	38.921	37.561	2:40.428	262.0	10:10.797									
5	1	2:05.5	48.047	37.035	40.447	168.3	12:16.326									
6	1	1:56.7	39.639	36.542	40.546	258.2	14:13.053									
7	1	3:07.8 <b>B</b>	40.892			257.6	17:20.898									
8	1	2:01.6	46.076	35.677	39.896	176.2	19:22.547									
9	1	1:56.4	40.326	36.291	39.801	260.1	21:18.965									
10	1	1:55.3	39.058	36.295	39.983	258.2	23:14.301									
11	1	<b>1:53.3</b>	<b>38.527</b>	<b>35.383</b>	<b>39.440</b>	261.3	25:07.651									
<b>33</b>		<b>SR&amp;R SRL</b> 1. ARAMIS 2. Emilio Gennaro ROCCHI						Ferrari 458 C GT CUP 3								
1	1	3:40.7	2:06.431	45.428	48.913	105.1	3:40.772									
2	1	4:26.6 <b>B</b>	<b>43.998</b>	46.954	2:55.669	250.5	8:07.393									
3	1	2:30.9	57.082	45.282	48.635	137.1	10:38.392									
4	1	2:14.5	45.549	42.647	46.304	220.1	12:52.892									
5	1	<b>2:12.0</b>	44.237	<b>42.036</b>	<b>45.729</b>	250.5	15:04.894									
<b>42</b>		<b>TEAM CARS RACING</b> 1. Emanuele ROMANI 2. Marco SQUILLACI						Porsche 992 G GT CUP 2								
1	1	2:57.7	1:19.548	48.811	49.429	141.6	2:57.788									
2	1	2:11.4	45.122	42.379	43.976	252.3	5:09.265									
3	1	2:05.6	42.389	40.210	43.023	255.8	7:14.887									
4	1	2:05.4	42.121	39.796	43.522	256.4	9:20.326									
5	1	<b>2:04.8</b>	42.166	<b>39.720</b>	42.926	252.3	11:25.138									
6	1	2:06.0	43.194	39.968	<b>42.851</b>	254.0	13:31.151									
7	1	2:09.0	42.106	43.133	43.798	254.6	15:40.188									
8	1	2:05.5	42.479	39.957	43.156	248.8	17:45.780									
9	1	2:09.7	<b>41.771</b>	42.996	44.990	255.2	19:55.537									
10	1	2:06.5	42.696	40.201	43.650	255.2	22:02.084									
11	1	2:05.3	42.142	39.995	43.181	252.3	24:07.402									
12	1	2:09.8	43.907	42.051	43.923	254.0	26:17.283									
<b>43</b>		<b>BEST LAP</b> 1. Elio MARCHETTI 2. Riccardo ROMAGNOLI						Ferrari 488 C GT CUP 2								
1	1	2:28.7	1:08.694	38.045	41.980	131.9	2:28.719									
2	1	2:00.9	41.874	37.780	41.308	264.5	4:29.681									
3	1	1:58.5	39.739	37.674	41.131	265.8	6:28.225									
4	1	1:57.2	<b>39.673</b>	36.725	40.885	265.2	8:25.508									
5	1	2:07.1	39.939	40.107	47.119	265.8	10:32.673									
6	1	1:57.3	39.705	36.470	41.137	263.9	12:29.985									
7	1	<b>1:57.0</b>	39.848	<b>36.414</b>	<b>40.788</b>	263.2	14:27.035									
8	1	3:45.6 <b>B</b>	44.103	40.086	2:21.431	263.9	18:12.655									
9	1	2:10.5	47.288	40.527	42.698	175.9	20:23.168									
10	1	2:00.2	41.390	37.638	41.185	266.5	22:23.381									
11	1	1:58.4	40.450	37.043	40.916	265.2	24:21.790									
12	1	2:00.4	40.154	36.837	43.447	265.2	26:22.228									



# National GT Challenge/P9 Challenge

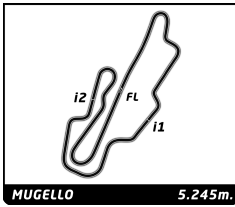
## Mugello Racing Weekend

### 3 Turno Prove Libere

## Sector Analysis

Invalidated Lap    Personal Best    Session Best    Crossing the pit lane

Lap	D	Time	Sector 1	Sector 2	Sector 3	T.Spd	Elapsed	Lap	D	Time	Sector 1	Sector 2	Sector 3	T.Spd	Elapsed
<b>50 FORMULA RACING</b> <small>Ferrari 488 C GT CUP 2</small>															
1. Hsuan LEE															
2. Daniele PIALORSI															
1	1	2:56.4	1:21.848	46.841	47.724	130.0	2:56.413								
2	1	2:09.3	43.346	41.083	44.879	257.0	5:05.721								
3	1	2:07.6	42.272	41.106	44.318	254.0	7:13.417								
4	1	2:06.9	<b>42.029</b>	<b>39.922</b>	44.964	257.0	9:20.332								
5	1	2:08.8	43.469	40.301	45.059	223.7	11:29.161								
6	1	2:06.5	42.513	40.699	<b>43.359</b>	254.0	13:35.732								
7	1	<b>2:06.4</b>	42.400	40.658	43.409	255.2	15:42.199								
8	1	2:08.0	42.156	40.768	45.142	255.8	17:50.265								
9	1	2:11.6	44.960	42.074	44.651	247.1	20:01.950								
10	1	2:10.5	42.635	42.176	45.748	255.2	22:12.509								
11	1	2:10.6	44.809	41.107	44.687	257.0	24:23.112								
<b>57 LEMA RACING</b> <small>Lamborghini H GT CUP1</small>															
1. Alessandro BRIGATTI															
2. Simone CONTI															
1	1	2:56.5	1:30.034	41.226	45.253	130.7	2:56.513								
2	1	1:45.1 <b>B</b>	45.089			219.6	4:41.677								
3	1	2:10.6	49.167	38.865	42.648	166.7	6:52.357								
4	1	2:01.2	40.894	38.340	42.030	251.7	8:53.621								
5	1	2:00.8	40.463	38.332	42.036	253.4	10:54.452								
6	1	2:23.2 <b>B</b>	41.054			253.4	13:17.707								
7	1	2:11.5	49.000	38.622	43.953	169.3	15:29.282								
8	1	2:01.3	41.264	38.351	41.700	249.9	17:30.597								
9	1	2:00.5	40.815	38.048	41.648	254.6	19:31.108								
10	1	2:06.4	<b>40.408</b>	38.720	47.323	253.4	21:37.559								
11	1	2:00.0	40.844	37.805	<b>41.407</b>	251.1	23:37.615								
12	1	<b>1:59.6</b>	40.671	<b>37.504</b>	41.427	252.3	25:37.217								
<b>68 SF SQUADRA CORSE SRLS</b> <small>Lamborghini H GT CUP 1</small>															
1. Federico DANOVA															
2. Pietro ALESSI															
1	1	3:08.1	1:40.970	38.571	48.598	178.2	3:08.139								
2	1	3:39.6 <b>B</b>	2:03.832	41.336	54.449	184.9	6:47.756								
3	1	1:56.6	<b>35.728</b>	35.041	45.864	274.5	8:44.389								
4	1	<b>1:53.1</b>	37.732	35.265	40.147	276.6	10:37.533								
5	1	4:06.1 <b>B</b>	38.609			275.9	14:43.647								
6	1	1:59.6	45.161	35.318	<b>39.139</b>	178.2	16:43.265								
7	1	4:09.9 <b>B</b>	37.146	<b>34.983</b>	2:57.779	272.5	20:53.173								
<b>90 SCUDERIA VESUVIO</b> <small>Lamborghini H GT3</small>															
1. Angelo AMBROSIO															
2. Pasquale PASTORE															
1	1	2:25.5	1:08.079	37.117	40.309	132.7	2:25.505								
2	1	1:55.9	39.028	36.940	40.030	266.5	4:21.503								
3	1	1:53.9	39.246	<b>35.027</b>	39.708	266.5	6:15.484								
4	1	1:55.8	39.519	36.528	39.841	269.1	8:11.372								
5	1	1:57.0	<b>38.223</b>	35.352	43.499	265.8	10:08.446								
6	1	1:57.6	39.363	37.654	40.611	257.6	12:06.074								
7	1	1:53.6	38.275	35.967	39.403	267.1	13:59.719								
8	1	1:56.0	38.263	35.402	42.340	268.4	15:55.724								
9	1	1:54.6	39.444	35.225	39.934	266.5	17:50.327								
10	1	<b>1:53.4</b>	39.025	35.356	<b>39.110</b>	267.1	19:43.818								
<b>91 SCUDERIA VESUVIO</b> <small>Lamborghini H GT3</small>															
1. Mariano MAGLIOCCOLA															
2. Benedetto STRIGNANO															
1	1	3:11.2	1:31.963	50.016	49.288	109.2	3:11.267								
2	1	2:14.5	44.809	41.313	48.471	225.1	5:25.860								
3	1	2:07.1	43.504	39.182	44.474	237.4	7:33.020								
4	1	2:04.7	41.931	39.689	<b>43.108</b>	252.8	9:37.748								
5	1	<b>2:03.2</b>	<b>41.553</b>	<b>38.487</b>	43.161	256.4	11:40.949								
6	1	2:05.5	42.311	39.414	43.816	253.4	13:46.490								
7	1	2:11.1	43.571	42.227	45.395	257.0	15:57.683								
<b>151 FORMULA RACING</b> <small>Ferrari 488 C GT CUP 2</small>															
1. Luigi FERRARI															
2. Leonardo MEGNA															
1	1	2:36.9	1:11.492	44.167	41.301	153.8	2:36.960								
2	1	1:57.2	39.780	36.647	40.800	262.0	4:34.187								
3	1	1:55.7	39.517	36.223	<b>40.051</b>	262.6	6:29.978								
4	1	2:16.5	46.085	46.020	44.455	266.5	8:46.538								
5	1	3:35.8 <b>B</b>	39.470	36.049	2:20.379	260.7	12:22.436								
6	1	2:07.5	48.276	36.063	43.201	151.4	14:29.976								
7	1	1:55.8	39.750	<b>35.474</b>	40.616	259.5	16:25.816								
8	1	1:55.8	39.507	36.090	40.302	260.1	18:21.715								
9	1	<b>1:55.5</b>	<b>39.108</b>	36.044	40.375	263.9	20:17.242								
<b>157 BEST LAP</b> <small>Ferrari 488 C GT CUP 2</small>															
1. Giuseppe MARINARO															
2. Alessandro PALAZZO															
1	1	2:37.4	1:16.648	39.346	41.500	138.9	2:37.494								
2	1	1:57.3	39.767	36.854	40.697	263.2	4:34.812								
3	1	1:56.0	39.614	36.386	40.096	264.5	6:30.908								
4	1	1:57.4	41.173	36.238	<b>40.061</b>	265.8	8:28.380								
5	1	1:57.5	40.916	36.502	40.086	263.9	10:25.884								
6	1	1:56.0	39.426	36.348	40.244	262.0	12:21.902								
7	1	<b>1:55.3</b>	39.291	<b>35.853</b>	40.195	261.3	14:17.241								
8	1	3:47.2 <b>B</b>	<b>39.243</b>	36.458	2:31.567	262.6	18:04.509								
<b>202 Spirit Race Team</b> <small>BMW M4 GT4 F8 2b</small>															
1. Marc WIEZORREK															
1	1	3:03.4	1:17.105	53.755	52.633	131.0	3:03.493								
2	1	2:20.8	47.532	45.542	47.789	228.9	5:24.356								
3	1	2:15.7	46.694	43.572	45.461	230.8	7:40.083								
4	1	2:10.5	44.283	40.632	45.653	231.8	9:50.651								
5	1	2:08.4	43.185	39.403	45.900	231.3	11:59.139								
6	1	3:14.2 <b>B</b>	43.212	41.552	1:49.499	229.9	15:13.402								
7	1	2:15.8	51.051	39.936	44.862	161.5	17:29.251								
8	1	2:07.6	44.034	39.696	<b>43.887</b>	232.8	19:36.868								
9	1	<b>2:05.6</b>	<b>42.530</b>	<b>39.228</b>	43.892	232.8	21:42.518								
<b>204 Spirit Race Team</b> <small>AUDI R8 GT4 2b</small>															
1. Julian JANSEN															
1	1	2:18.4	53.597	40.853	44.040	138.7	2:18.490								
2	1	2:07.2	42.849	39.862	44.511	244.9	4:25.712								
3	1	2:02.6	41.594	38.538	42.524	244.9	6:28.368								
4	1	2:07.9	42.958	39.967	44.985	245.4	8:36.278								



# National GT Challenge/P9 Challenge

## Mugello Racing Weekend

### 3 Turno Prove Libere

## Sector Analysis

Invalidated Lap    Personal Best    Session Best    B Crossing the pit lane

Lap	D	Time	Sector 1	Sector 2	Sector 3	T.Spd	Elapsed	Lap	D	Time	Sector 1	Sector 2	Sector 3	T.Spd	Elapsed
5	1	2:05.5	42.756	40.115	42.682	231.8	10:41.831	10	1	1:59.6	40.202	38.032	41.431	266.5	23:51.534
6	1	2:04.8	42.630	39.274	42.929	246.0	12:46.664	11	1	2:01.4	41.354	37.409	42.647	264.5	25:52.944
7	1	2:01.7	41.178	38.173	42.349	244.3	14:48.364								
8	1	3:09.5B	41.845	38.092	1:49.611	245.4	17:57.912								
9	1	2:09.9	48.987	38.280	42.669	164.7	20:07.848								
10	1	2:02.7	41.447	38.027	43.247	244.3	22:10.569								
11	1	2:02.7	41.696	38.280	42.796	244.9	24:13.341								
12	1	2:04.4	41.181	39.189	44.110	246.0	26:17.821								

**411** **TEAM Sussenguth** PORSCHE 991 GT 4b  
1.Manuel SUSSENGUTH

1	1	2:15.3	55.054	38.425	41.893	133.2	2:15.372
2	1	1:59.7	40.748	37.173	41.809	258.2	4:15.102
3	1	1:58.2	40.251	37.089	40.953	262.6	6:13.395
4	1	2:01.2	41.071	38.559	41.621	262.6	8:14.646
5	1	3:14.9B	39.739	37.965	1:57.292	263.2	11:29.642
6	1	2:07.9	48.205	38.076	41.698	175.4	13:37.621
7	1	4:37.5B	40.974	51.532	3:05.000	263.2	18:15.127
8	1	2:13.1	49.419	39.918	43.785	166.2	20:28.249
9	1	2:01.0	40.918	38.201	41.971	262.0	22:29.339
10	1	1:59.0	39.954	37.639	41.464	263.9	24:28.396
11	1	2:00.7	40.318	38.807	41.593	263.9	26:29.114

**507** **Team Lienau** ASTON MARTIN 5  
1.Alexander LIENAU

1	1	3:01.6	1:16.305	53.977	51.392	104.8	3:01.674
2	1	2:20.5	46.078	47.795	46.635	227.9	5:22.182
3	1	2:15.4	45.977	45.170	44.326	251.1	7:37.655
4	1	2:11.0	43.117	42.930	45.019	260.1	9:48.721
5	1	2:09.0	42.950	40.491	45.559	260.1	11:57.721
6	1	2:06.7	42.279	40.244	44.178	256.4	14:04.422
7	1	2:07.0	42.122	40.456	44.453	258.9	16:11.453

**604** **HR Spezialfedern GmbH & Co KG** BMW M4 GT3 6  
1.Jurgen ALZEN  
2.Timo SCHEIBNER

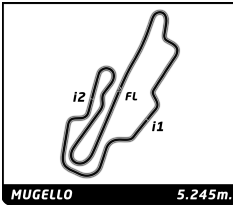
1	1	3:07.9	1:42.888	41.334	43.758	175.9	3:07.980
2	1	1:57.1	40.050	37.162	39.971	281.7	5:05.163
3	1	1:52.9	37.923	35.785	39.208	281.7	6:58.079
4	1	1:52.6	37.738	36.106	38.846	283.9	8:50.769
5	1	1:52.7	38.044	34.797	39.906	283.9	10:43.516
6	1	1:54.0	38.979	35.657	39.439	283.1	12:37.591

**607** **JB racing TEAM** CHEVROLET C7 6  
1.Jurgen BENDER

1	1	3:24.0	1:54.764	44.328	44.983	122.0	3:24.075
2	1	2:04.3	42.312	39.779	42.252	262.6	5:28.418
3	1	2:04.5	42.654	38.517	43.371	239.5	7:32.960
4	1	2:00.2	40.075	37.802	42.359	267.8	9:33.196
5	1	1:59.5	40.130	37.509	41.863	267.1	11:32.698
6	1	4:09.0B	41.303	38.989	2:48.712	266.5	15:41.702
7	1	2:09.4	49.016	37.792	42.687	182.4	17:51.197
8	1	2:01.2	41.828	37.544	41.919	247.1	19:52.488
9	1	1:59.3	40.067	37.287	42.027	267.1	21:51.869

**725** **Team FINK** BMW nova prot  
1.FINK Marco

1	1	3:47.8	2:08.114	50.814	48.921	101.4	3:47.849
2	1	1:54.7	38.645	38.369	37.756	264.5	5:42.619
3	1	2:19.5B	37.138	35.813	1:06.646	267.8	8:02.216
4	1	3:55.0	2:38.163	35.450	41.435	139.4	11:57.264
5	1	1:51.0	37.300	34.947	38.788	261.3	13:48.299
6	1	1:58.7	40.245	40.722	37.819	267.8	15:47.085
7	1	1:56.1	38.308	39.562	38.311	267.8	17:43.266
8	1	1:47.1	36.960	32.801	37.360	267.1	19:30.387
9	1	1:51.6	36.896	36.782	37.948	267.1	21:22.013
10	1	1:49.3	37.023	34.659	37.638	268.4	23:11.333
11	1	1:48.3	36.967	33.732	37.682	266.5	24:59.714



## National GT Challenge/P9 Challenge

### Mugello Racing Weekend

#### 4 Turno Prove Libere

### Classification

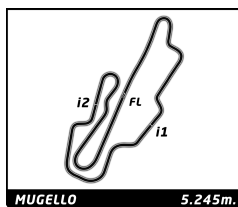
No Drivers	Team	Car	Cl.	Time	Lap Total	Gap	Kph
1 91 M. MAGLIOCCOLA / B.	SCUDERIA VE	Lamborghini	GT3	<b>1:49.887</b>	7 9	- -	171.8
2 68 F. DANOVA / P. ALESS	SF SQUADRA	Lamborghini	GT CUP 1	<b>1:50.379</b>	6 8	+0.492 +0.492	171.1
3 10 M. JOCHER / S. JOCHE	TEAM JOCHER	BENTLEY Cont	GTX	<b>1:52.311</b>	5 7	+2.424 +1.932	168.1
4 6 D. GAGGIANESI / G. T	Rangoni Cor	Lamborghini	GT CUP 1	<b>1:52.445</b>	7 9	+2.558 +0.134	167.9
5 57 A. BRIGATTI / S. CON	LEMA RACING	Lamborghini	GT CUP1	<b>1:53.157</b>	8 9	+3.270 +0.712	166.9
6 04 J. ALZEN / T. SCHEIB	HR Spezialf	BMW M4 GT3	6	<b>1:53.577</b>	3 8	+3.690 +0.420	166.2
7 42 E. ROMANI / M. SQUIL	TEAM CARS R	Porsche 992	GT CUP 2	<b>1:54.485</b>	7 8	+4.598 +0.908	164.9
8 11 R. MASSARO / M. MENE	SCUDERIA EM	Ferrari 488	GT CUP 2	<b>1:54.501</b>	4 8	+4.614 +0.016	164.9
9 18 M. PITORRI / G. SIMO	BEST LAP	Ferrari 488	GT3	<b>1:55.393</b>	6 7	+5.506 +0.892	163.6
10 30 D. RODA	GRT MOTORSP	Ferrari 458	GT CUP 2	<b>1:55.566</b>	8 8	+5.679 +0.173	163.4
11 151 L. FERRARI / L. MEGN	FORMULA RAC	Ferrari 488	GT CUP 2	<b>1:56.222</b>	3 7	+6.335 +0.656	162.5
12 15 D. GOLIA / G. DE CUN	BEST LAP	Ferrari 488	GT CUP 2	<b>1:56.624</b>	7 9	+6.737 +0.402	161.9
13 27 M. GIRAUDI / G. GIRA	GRT MOTORSP	Ferrari 488	GT CUP 2	<b>1:56.645</b>	8 9	+6.758 +0.021	161.9
14 411 M. SUSSENGUTH	TEAM Sussen	PORSH 991 G	4b	<b>1:56.725</b>	5 9	+6.838 +0.080	161.8
15 607 J. BENDER	JB racing T	CHEVROLET C7	6	<b>1:58.181</b>	9 9	+8.294 +1.456	159.8
16 90 A. AMBROSIO / P. PAS	SCUDERIA VE	Lamborghini	GT3	<b>1:58.312</b>	3 9	+8.425 +0.131	159.6
17 43 E. MARCHETTI / R. RO	BEST LAP	Ferrari 488	GT CUP 2	<b>1:58.581</b>	3 8	+8.694 +0.269	159.2
18 25 N. RISITANO / B. PIN	SEVEN HILLS	Ferrari 488	GT CUP 2	<b>1:58.631</b>	7 7	+8.744 +0.050	159.2
19 23 T. PETERSEN	FORMULA RAC	Ferrari 488	GT CUP 2	<b>1:59.221</b>	4 8	+9.334 +0.590	158.4
20 50 H. LEE / D. PIALORSI	FORMULA RAC	Ferrari 488	GT CUP 2	<b>2:00.198</b>	5 8	+10.311 +0.977	157.1
21 24 M. MARULLA / D. ZYDL	RC MOTORSP	Ferrari 488	GT CUP 2	<b>2:00.397</b>	3 6	+10.510 +0.199	156.8
22 5 S. MAESTRI / A. RODI	BEST LAP	Ferrari 488	GT CUP 2	<b>2:00.964</b>	7 7	+11.077 +0.567	156.1
23 204 J. JANSEN	Spirit Race	AUDI R8 GT4	2b	<b>2:01.338</b>	7 8	+11.451 +0.374	155.6
24 202 M. WIEZORREK	Spirit Race	BMW M4 GT4 F	2b	<b>2:05.131</b>	5 8	+15.244 +3.793	150.9
25 9 A. REVELLO	TEAM CARS R	Porsche Carr	GT CUP 2	<b>2:17.841</b>	4 7	+27.954+12.710	137.0
26 33 . ARAMIS / E. ROCCHI	SR&R SRL	Ferrari 458	GT CUP 3	<b>2:19.088</b>	5 5	+29.201 +1.247	135.8
27 7 D. PAOLETTI / A. FUL	TRACK AND G	Porsche 992	GT CUP 2				
28 12 F. FEDE	TEAM CARS R	992 GT3 CUP	GT CUP 2				
29 28 E. CASAZZA / F. FRAN	TEAM CARS R	Porsche 911	GT CUP 2				
30 157 G. MARINARO / A. PAL	BEST LAP	Ferrari 488	GT CUP 2				
31 507 A. LIENAU	Team Lienau	ASTON MARTIN	5				
32 510 S. JOCHER / M. JOCHE	Jocher Raci	BENTLEY Cont	5				
33 725 F. Marco	Team FINK	BMW nova pro					

**Fastest Lap:** Lap 7 Mariano MAGLIOCCOLA **1:49.887** 171.8 Kph

Published at: .....

Track Status: **DRY**

<b>Direttore di Gara:</b> CANU Antonio	<b>Il DS Cronometraggio</b> INNOCENTI Chiara
---	---



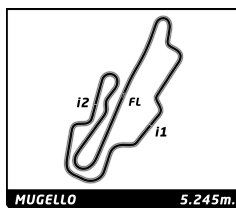
## National GT Challenge/P9 Challenge

### Mugello Racing Weekend

#### 4 Turno Prove Libere

#### Best Sector Times

Sector 1		Sector 2		Sector 3				Ide	Bes		
No Driver	Time	No Driver	Time	No Driver	Time	No Team	Class	al	t		
1	91 M.MAGL	37.058	91 M.MAGL	34.060	91 M.MAGL	38.404	1	91 SCUDERIA VES	GT3	1:49.522	1:49.887 (1)
2	68 F.DANO	37.478	68 F.DANO	34.181	68 F.DANO	38.424	2	68 SF SQUADRA C	GT C	1:50.083	1:50.379 (2)
3	6 D.GAGG	38.112	10 M.JOCH	34.598	6 D.GAGG	39.030	3	6 Rangoni Cors	GT C	1:52.219	1:52.445 (4)
4	57 A.BRIG	38.195	6 D.GAGG	35.077	10 M.JOCH	39.225	4	10 TEAM JOCHER	GTX	1:52.311	1:52.311 (3)
5	604 J.ALZE	38.280	57 A.BRIG	35.233	604 J.ALZE	39.227	5	57 LEMA RACING	GT C	1:52.815	1:53.157 (5)
6	10 M.JOCH	38.488	42 E.ROMA	35.639	57 A.BRIG	39.387	6	604 HR Spezialffe	6	1:53.452	1:53.577 (6)
7	42 E.ROMA	38.758	151 L.FERR	35.725	11 R.MASS	39.579	7	42 TEAM CARS RA	GT C	1:54.343	1:54.485 (7)
8	30 D.RODA	38.764	30 D.RODA	35.783	42 E.ROMA	39.946	8	11 SCUDERIA EMM	GT C	1:54.444	1:54.501 (8)
9	11 R.MASS	38.990	27 M.GIRA	35.855	18 M.PITO	40.016	9	30 GRT MOTORSP	GT C	1:54.591	1:55.566 (10)
10	151 L.FERR	39.166	11 R.MASS	35.875	30 D.RODA	40.044	10	151 FORMULA RACI	GT C	1:55.105	1:56.222 (11)
11	18 M.PITO	39.224	604 J.ALZE	35.945	151 L.FERR	40.214	11	18 BEST LAP	GT3	1:55.245	1:55.393 (9)
12	27 M.GIRA	39.239	18 M.PITO	36.005	15 D.GOLI	40.333	12	27 GRT MOTORSP	GT C	1:55.449	1:56.645 (13)
13	90 A.AMBR	39.354	607 J.BEND	36.533	27 M.GIRA	40.355	13	15 BEST LAP	GT C	1:56.624	1:56.624 (12)
14	411 M.SUSS	39.536	411 M.SUSS	36.564	411 M.SUSS	40.525	14	411 TEAM Susseng	4b	1:56.625	1:56.725 (14)
15	15 D.GOLI	39.614	15 D.GOLI	36.677	43 E.MARC	40.794	15	90 SCUDERIA VES	GT3	1:57.710	1:58.312 (16)
16	607 J.BEND	39.831	25 N.RISI	37.050	25 N.RISI	40.993	16	607 JB racing TE	6	1:57.757	1:58.181 (15)
17	50 H.LEE	40.101	43 E.MARC	37.174	90 A.AMBR	41.049	17	43 BEST LAP	GT C	1:58.284	1:58.581 (17)
18	23 T.PETE	40.199	90 A.AMBR	37.307	23 T.PETE	41.125	18	25 SEVEN HILLS	GT C	1:58.631	1:58.631 (18)
19	43 E.MARC	40.316	23 T.PETE	37.485	5 S.MAES	41.287	19	23 FORMULA RACI	GT C	1:58.809	1:59.221 (19)
20	5 S.MAES	40.451	5 S.MAES	37.668	607 J.BEND	41.393	20	5 BEST LAP	GT C	1:59.406	2:00.964 (22)
21	25 N.RISI	40.588	50 H.LEE	37.806	24 M.MARU	41.532	21	50 FORMULA RACI	GT C	1:59.725	2:00.198 (20)
22	24 M.MARU	40.755	204 J.JANS	38.039	50 H.LEE	41.818	22	24 RC MOTORSPOR	GT C	2:00.397	2:00.397 (21)
23	204 J.JANS	41.261	24 M.MARU	38.110	204 J.JANS	42.031	23	204 Spirit Race	2b	2:01.331	2:01.338 (23)
24	202 M.WIEZ	42.713	202 M.WIEZ	39.016	202 M.WIEZ	43.337	24	202 Spirit Race	2b	2:05.066	2:05.131 (24)
25	9 A.REVE	46.345	9 A.REVE	43.648	33 ARAMIS	47.101	25	9 TEAM CARS RA	GT C	2:17.099	2:17.841 (25)
26	33 ARAMIS	46.527	33 ARAMIS	44.685	9 A.REVE	47.106	26	33 SR&R SRL	GT C	2:18.313	2:19.088 (26)



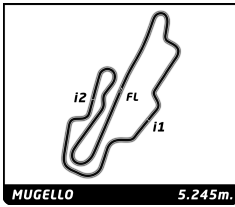
## National GT Challenge/P9 Challenge

### Mugello Racing Weekend

#### 4 Turno Prove Libere

#### Best Top Speed

Team	Car	Class	Top Speed	Top 1		Top 2		Top 3		Top 4		Top 5		
				Kph	Lap	Kph	Lap	Kph	Lap	Kph	Lap	Kph	Lap	Avg
604 HR Spezialfede	BMW M4 GT3	6	J. ALZE	286.1	6	286.1	8	284.6	4	283.9	2	283.9	3	284,9
68 SF SQUADRA COR	Lamborghini	GT CUP 1	F. DANO	278.1	7	277.3	3	277.3	6	275.9	4	275.9	5	276,9
6 Rangoni Corse	Lamborghini	GT CUP 1	D. GAGG	271.8	8	270.4	4	268.4	6	267.8	2	265.2	3	268,7
10 TEAM JOCHER	BENTLEY Con	GTX	M. JOCH	269.1	5	259.5	4	256.4	3	255.8	2	219.2	6	252,0
607 JB racing TEAM	CHEVROLET C	6	J. BEND	268.4	7	267.8	3	267.8	8	267.1	5	266.5	6	267,5
43 BEST LAP	Ferrari 488	GT CUP 2	E. MARC	267.1	3	267.1	4	266.5	6	265.8	2	265.8	8	266,5
90 SCUDERIA VESUV	Lamborghini	GT3	A. AMBR	267.1	3	267.1	8	267.1	9	266.5	2	266.5	7	266,9
11 SCUDERIA EMME	Ferrari 488	GT CUP 2	R. MASS	266.5	5	266.5	7	264.5	3	264.5	4	264.5	8	265,3
411 TEAM Sussengut	PORSCHE 991	4b	M. SUSS	264.5	6	263.9	9	263.2	3	262.6	4	262.6	5	263,4
151 FORMULA RACING	Ferrari 488	GT CUP 2	L. FERR	264.5	4	263.2	3	262.0	2	262.0	7	261.3	5	262,6
15 BEST LAP	Ferrari 488	GT CUP 2	D. GOLI	263.9	5	263.9	8	263.2	9	262.6	4	262.0	3	263,1
27 GRT MOTORSPORT	Ferrari 488	GT CUP 2	M. GIRA	263.9	8	261.3	5	261.3	6	260.7	9	259.5	4	261,3
91 SCUDERIA VESUV	Lamborghini	GT3	M. MAGL	263.2	5	262.0	6	262.0	7	262.0	8	261.3	4	262,1
5 BEST LAP	Ferrari 488	GT CUP 2	S. MAES	262.6	6	261.3	7	260.7	4	226.5	3	196.6	2	241,5
30 GRT MOTORSPORT	Ferrari 458	GT CUP 2	D. RODA	262.6	3	262.6	7	262.0	6	261.3	4	260.1	2	261,7
9 TEAM CARS RACI	Porsche Car	GT CUP 2	A. REVE	260.7	4	260.1	7	258.9	2	258.9	3	258.2	5	259,4
23 FORMULA RACING	Ferrari 488	GT CUP 2	T. PETE	260.7	2	260.7	8	260.1	6	259.5	5	258.9	3	260,0
50 FORMULA RACING	Ferrari 488	GT CUP 2	H. LEE	260.1	4	259.5	7	258.9	2	258.2	3	258.2	6	259,0
42 TEAM CARS RACI	Porsche 992	GT CUP 2	E. ROMA	259.5	8	257.0	7	256.4	6	255.8	5	254.6	4	256,7
57 LEMA RACING	Lamborghini	GT CUP1	A. BRIG	258.9	9	258.2	7	258.2	8	257.0	5	255.2	4	257,5
24 RC MOTORSPORT	Ferrari 488	GT CUP 2	M. MARU	258.2	2	258.2	5	257.0	3	237.9	4	199.1	6	242,1
25 SEVEN HILLS MO	Ferrari 488	GT CUP 2	N. RISI	257.6	3	257.0	7	256.4	5	231.3	2	151.2	4	230,7
18 BEST LAP	Ferrari 488	GT3	M. PITO	257.0	6	256.4	3	255.8	5	255.2	4	255.2	7	255,9
204 Spirit Race Te	AUDI R8 GT4	2b	J. JANS	247.7	3	247.1	2	247.1	7	247.1	8	246.0	6	247,0
202 Spirit Race Te	BMW M4 GT4	2b	M. WIEZ	233.3	5	233.3	6	233.3	7	231.8	3	231.8	4	232,7
33 SR&R SRL	Ferrari 458	GT CUP 3	ARAMIS	227.0	5	221.4	4	213.6	2	112.0	3	87.8	1	172,4
507 Team Lienau	ASTON MARTI	5												
510 Jocher Racing	BENTLEY Con	5												
7 TRACK AND GO	Porsche 992	GT CUP 2												
12 TEAM CARS RACI	992 GT3 CUP	GT CUP 2												
28 TEAM CARS RACI	Porsche 911	GT CUP 2												
157 BEST LAP	Ferrari 488	GT CUP 2												
725 Team FINK	BMW nova pr													



# National GT Challenge/P9 Challenge

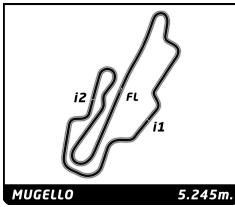
## Mugello Racing Weekend

### 4 Turno Prove Libere

## Sector Analysis

Invalidated Lap    Personal Best    Session Best    Crossing the pit lane

Lap	D	Time	Sector 1	Sector 2	Sector 3	T.Spd	Elapsed	Lap	D	Time	Sector 1	Sector 2	Sector 3	T.Spd	Elapsed				
<b>5</b>	<b>BEST LAP</b> 1.Stefano MAESTRI 2.Alberto RODIO							Ferrari 488 C GT CUP 2	8	1	1:56.2	39.074	37.178	39.988	264.5	17:50.443			
	1	1	3:31.6	1:51.596	45.237	54.819	109.0	3:31.652	<b>15</b>	<b>BEST LAP</b> 1.Domenico Vincenzo GOLI 2.Giovanni DE CUNTIS							Ferrari 488 C GT CUP 2		
	2	1	2:15.4	48.902	42.934	43.645	196.6	5:47.133		1	1	2:39.0	1:17.285	39.532	42.191	128.1	2:39.008		
	3	1	2:05.6	42.691	40.338	42.647	226.5	7:52.809		2	1	1:58.7	40.169	37.601	41.008	260.7	4:37.786		
	4	1	3:45.9	B	43.072			260.7		11:38.740	3	1	1:58.6	40.683	36.785	41.195	262.0	6:36.449	
	5	1	2:09.9	49.378	38.618	41.997	160.4	13:48.733		4	1	1:59.4	40.186	37.443	41.809	262.6	8:35.887		
	6	1	2:00.1	40.482	37.770	41.941	262.6	15:48.926		5	1	2:08.4	41.028	40.192	47.229	263.9	10:44.336		
	7	1	2:00.9	40.959	38.718	41.287	261.3	17:49.890		6	1	1:57.9	40.053	36.774	41.077	260.7	12:42.240		
								7		1	1:56.6	39.614	36.677	40.333	261.3	14:38.864			
<b>6</b>	<b>Rangoni Corse</b> 1.Davide GAGGIANESI 2.Gabriele TORELLI							Lamborghini H GT CUP 1	8	1	1:59.0	39.714	37.213	42.094	263.9	16:37.885			
	1	1	2:26.7	1:07.298	38.548	40.895	151.4	2:26.741	9	1	2:02.3	40.227	39.835	42.264	263.2	18:40.211			
	2	1	1:56.4	39.357	36.221	40.906	267.8	4:23.225	<b>18</b>	<b>BEST LAP</b> 1.Maurizio PITORRI 2.Gianluigi SIMONELLI							Ferrari 488 G GT3		
	3	1	1:53.5	38.946	35.163	39.406	265.2	6:16.740		1	1	4:15.5	2:51.920	39.940	43.654	145.3	4:15.514		
	4	1	1:59.9	43.603	35.973	40.416	270.4	8:16.732		2	1	1:56.5	40.004	36.044	40.507	253.4	6:12.069		
	5	1	1:58.5	38.128	38.255	42.171		10:15.286		3	1	1:56.8	39.741	36.505	40.609	256.4	8:08.924		
	6	1	1:53.0	38.434	35.195	39.416	268.4	12:08.331		4	1	1:55.4	39.403	36.039	40.043	255.2	10:04.409		
	7	1	1:52.4	38.338	35.077	39.030		14:00.776		5	1	1:56.3	39.837	36.005	40.535	255.8	12:00.786		
8	1	2:10.1	B	40.167			271.8	16:10.940		6	1	1:55.3	39.224	36.153	40.016	257.0	13:56.179		
9	1	2:13.6	56.388	37.338	39.926	73.6	18:24.592	7		1	3:35.7	B	44.650			255.2	17:31.937		
<b>9</b>	<b>TEAM CARS RACING</b> 1.Alessandro REVELLO							Porsche Carre GT CUP 2	<b>23</b>	<b>FORMULA RACING</b> 1.Thomas PETERSEN							Ferrari 488 C GT CUP 2		
	1	1	3:01.2	1:22.430	47.635	51.188	105.5	3:01.253		1	1	3:36.4	2:13.887	40.321	42.253	126.4	3:36.461		
	2	1	2:19.9	47.568	44.958	47.466	258.9	5:21.245		2	1	2:00.7	41.216	37.996	41.510	260.7	5:37.183		
	3	1	2:18.5	46.374	44.309	47.844	258.9	7:39.772		3	1	2:01.7	40.638	37.820	43.277	258.9	7:38.918		
	4	1	2:17.8	47.087	43.648	47.106	260.7	9:57.613		4	1	1:59.2	40.369	37.727	41.125	258.9	9:38.139		
	5	1	3:04.8	B	49.595			258.2		13:02.473	5	1	1:59.4	40.199	37.746	41.458	259.5	11:37.542	
	6	1	2:37.2	1:01.386	46.613	49.286	141.7	15:39.758		6	1	2:01.6	40.435	37.718	43.527	260.1	13:39.222		
	7	1	2:22.1	47.037	44.908	50.247	260.1	18:01.950		7	1	2:04.1	44.827	37.485	41.885	187.4	15:43.419		
<b>10</b>	<b>TEAM JOCHER</b> 1.Matthias JOCHER 2.Stephan JOCHER							BENTLEY Conti GTX	8	1	2:01.9	42.266	38.181	41.488	260.7	17:45.354			
	1	1	3:04.9	1:35.228	44.580	45.190	112.3	3:04.998	<b>24</b>	<b>RC MOTORSPORT</b> 1.Matteo MARULLA 2.Dawid ZYDLEWSKY							Ferrari 488 C GT CUP 2		
	2	1	2:00.8	41.477	36.909	42.449	255.8	5:05.833		1	1	5:23.1	3:58.479	40.384	44.274	167.0	5:23.137		
	3	1	1:55.4	39.513	35.639	40.309	256.4	7:01.294		2	1	2:06.2	42.524	38.581	45.096	258.2	7:29.338		
	4	1	1:57.9	40.922	35.707	41.338	259.5	8:59.261		3	1	2:00.3	40.755	38.110	41.532	257.0	9:29.735		
	5	1	1:52.3	38.488	34.598	39.225	269.1	10:51.572		4	1	2:05.8	42.754	39.590	43.525	237.9	11:35.604		
	6	1	5:16.9	B	41.439	38.046	3:57.461	219.2		16:08.518	5	1	2:03.0	41.137	38.155	43.795	258.2	13:38.691	
	7	1	2:21.2	1:00.804	39.017	41.413	75.2	18:29.752		6	1	2:18.1	46.671	43.433	48.016	199.1	15:56.811		
<b>11</b>	<b>SCUDERIA EMME</b> 1.Rodolfo MASSARO 2.Maia MENEGHIN							Ferrari 488 C GT CUP 2	<b>25</b>	<b>SEVEN HILLS MOTORSPORT</b> 1.Nicholas RISITANO 2.Barkin PINAR							Ferrari 488 C GT CUP 2		
	1	1	3:46.1	2:18.889	37.458	49.765	144.8	3:46.112		1	1	4:38.1	2:53.690	51.212	53.216	114.0	4:38.118		
	2	1	1:55.2	38.990	36.666	39.635	262.6	5:41.403		2	1	2:12.3	45.437	40.501	46.384	231.3	6:50.440		
	3	1	1:55.2	39.061	36.013	40.162	264.5	7:36.639		3	1	2:22.4	B	41.904			257.6	9:12.934	
	4	1	1:54.5	39.047	35.875	39.579	264.5	9:31.140		4	1	2:13.1	50.265	40.433	42.486	151.2	11:26.118		
	5	1	2:23.9	B	40.485			266.5		11:55.104	5	1	3:47.8	B	41.637	40.780	2:25.398	256.4	15:13.933
	6	1	2:02.6	46.405	36.218	40.014	174.5	13:57.741		6	1	2:11.6	52.353	37.871	41.900	123.8	17:25.547		
	7	1	1:56.4	39.533	36.345	40.584	266.5	15:54.203											



# National GT Challenge/P9 Challenge

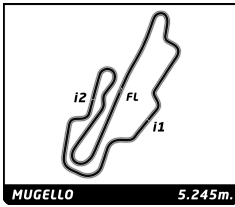
## Mugello Racing Weekend

### 4 Turno Prove Libere

## Sector Analysis

Invalidated Lap    Personal Best    Session Best    Crossing the pit lane

Lap	D	Time	Sector 1	Sector 2	Sector 3	T.Spd	Elapsed	Lap	D	Time	Sector 1	Sector 2	Sector 3	T.Spd	Elapsed
<b>27</b> <b>GRT MOTORSPORT</b> <small>Ferrari 488 C GT CUP 2</small> 1.Michele GIRAUDI 2.Giovanni GIRAUDI															
1	1	3:29.4	2:06.291	40.080	43.081	137.8	3:29.452	7	1	2:12.8	50.089	39.301	43.421	170.7	16:25.831
2	1	2:01.9	42.189	38.315	41.415	258.2	5:31.371	8	1	2:00.0	41.046	37.533	41.486	265.8	18:25.896
3	1	2:00.2	40.839	37.619	41.783	258.2	7:31.612								
4	1	1:58.2	40.490	36.961	40.768	259.5	9:29.831								
5	1	1:57.4	40.048	36.946	40.430	261.3	11:27.255								
6	1	2:10.6	43.807	40.374	46.457	261.3	13:37.893								
7	1	1:58.6	40.197	36.816	41.686	258.2	15:36.592								
8	1	1:56.6	39.723	36.567	40.355	263.9	17:33.237								
9	1	1:55.1	39.239	35.855	40.020	260.7	19:28.351								
<b>30</b> <b>GRT MOTORSPORT</b> <small>Ferrari 458 C GT CUP 2</small> 1.Davide RODA															
1	1	2:17.5	1:01.014	36.464	40.096	121.7	2:17.574								
2	1	2:00.0	38.794	39.714	41.511	260.1	4:17.593								
3	1	1:57.8	38.764	36.059	43.042	262.6	6:15.458								
4	1	4:40.8B	41.135			261.3	10:56.302								
5	1	2:05.1	48.276	36.827	40.044	167.8	13:01.449								
6	1	1:55.1	38.987	35.951	40.186	262.0	14:56.573								
7	1	1:55.7	39.264	36.036	40.428	262.6	16:52.301								
8	1	1:55.5	39.069	35.783	40.714	260.1	18:47.867								
<b>33</b> <b>SR&amp;R SRL</b> <small>Ferrari 458 C GT CUP 3</small> 1. ARAMIS 2.Emilio Gennaro ROCCHI															
1	1	5:09.5	3:31.286	48.330	49.958	87.8	5:09.574								
2	1	3:53.4B	47.431	44.685	2:21.285	213.6	9:02.975								
3	1	2:32.3	58.176	45.970	48.207	112.0	11:35.328								
4	1	2:22.4	48.426	45.305	48.752	221.4	13:57.811								
5	1	2:19.0	46.527	45.460	47.101	227.0	16:16.899								
<b>42</b> <b>TEAM CARS RACING</b> <small>Porsche 992 G GT CUP 2</small> 1.Emanuele ROMANI 2.Marco SQUILLACI															
1	1	2:52.3	1:23.603	43.856	44.895	120.8	2:52.354								
2	1	2:03.5	41.354	39.531	42.704	252.8	4:55.943								
3	1	2:01.0	40.864	38.298	41.893	253.4	6:56.998								
4	1	1:57.4	39.796	36.684	40.929	254.6	8:54.407								
5	1	1:56.6	39.626	36.471	40.581	255.8	10:51.085								
6	1	1:56.4	39.466	36.931	40.032	256.4	12:47.514								
7	1	1:54.4	38.900	35.639	39.946	257.0	14:41.999								
8	1	1:57.4	38.758	36.054	42.608	259.5	16:39.419								
<b>43</b> <b>BEST LAP</b> <small>Ferrari 488 C GT CUP 2</small> 1.Elio MARCHETTI 2.Riccardo ROMAGNOLI															
1	1	2:21.9	1:00.835	38.910	42.195	147.7	2:21.940								
2	1	2:01.3	40.836	38.250	42.227	265.8	4:23.253								
3	1	1:58.5	40.613	37.174	40.794	267.1	6:21.834								
4	1	1:59.4	40.316	37.514	41.580	267.1	8:21.244								
5	1	2:00.2	41.195	37.512	41.501	265.2	10:21.452								
6	1	3:51.5B	41.934	38.112	2:31.522	266.5	14:13.020								
<b>50</b> <b>FORMULA RACING</b> <small>Ferrari 488 C GT CUP 2</small> 1.Hsuan LEE 2.Daniele PIALORSI															
1	1	3:37.6	2:10.023	40.784	46.861	131.0	3:37.668								
2	1	2:05.1	42.923	38.691	43.530	258.9	5:42.812								
3	1	2:00.9	40.758	37.879	42.335	258.2	7:43.784								
4	1	2:01.1	40.670	38.276	42.192	260.1	9:44.922								
5	1	2:00.1	40.484	37.806	41.908	257.6	11:45.120								
6	1	2:00.6	40.101	38.686	41.818	258.2	13:45.725								
7	1	2:37.9B	40.602			259.5	16:23.704								
8	1	2:14.4	50.464	40.512	43.441	146.1	18:38.121								
<b>57</b> <b>LEMA RACING</b> <small>Lamborghini H GT CUP 1</small> 1.Alessandro BRIGATTI 2.Simone CONTI															
1	1	2:22.6	1:03.281	37.978	41.344	144.0	2:22.603								
2	1	1:59.9	40.315	38.364	41.319	254.0	4:22.601								
3	1	1:55.3	40.067	35.400	39.924	254.0	6:17.992								
4	1	1:54.2	39.084	35.233	39.886	255.2	8:12.195								
5	1	3:10.4B	38.459	35.850	1:56.167	257.0	11:22.671								
6	1	2:03.5	47.152	36.547	39.861	170.9	13:26.231								
7	1	1:54.7	38.195	37.051	39.466	258.2	15:20.943								
8	1	1:53.1	38.322	35.448	39.387	258.2	17:14.100								
9	1	1:56.3	39.162	36.538	40.619	258.9	19:10.419								
<b>68</b> <b>SF SQUADRA CORSE SRLS</b> <small>Lamborghini H GT CUP 1</small> 1.Federico DANOVA 2.Pietro ALESSI															
1	1	4:35.3	3:00.321	40.609	54.430	143.1	4:35.360								
2	1	1:54.6	38.849	36.347	39.502	273.9	6:30.058								
3	1	1:56.8	38.629	38.099	40.087	277.3	8:26.873								
4	1	1:56.8	37.552	35.789	43.479	275.9	10:23.693								
5	1	1:50.3	37.735	34.181	38.470	275.9	12:14.079								
6	1	1:50.3	37.478	34.477	38.424	277.3	14:04.458								
7	1	2:02.5	38.247	36.535	47.733	278.1	16:06.973								
8	1	1:52.9	37.624	34.613	40.743	274.5	17:59.953								
<b>90</b> <b>SCUDERIA VESUVIO</b> <small>Lamborghini H GT3</small> 1.Angelo AMBROSIO 2.Pasquale PASTORE															
1	1	2:40.7	1:16.150	42.151	42.452	120.5	2:40.753								
2	1	2:01.1	41.230	38.392	41.524	266.5	4:41.899								
3	1	1:58.3	39.371	37.307	41.634	267.1	6:40.211								
4	1	1:58.9	39.354	37.486	42.127	265.8	8:39.178								
5	1	1:59.9	39.668	38.536	41.786	265.8	10:39.168								
6	1	1:58.4	39.831	37.568	41.049	265.8	12:37.616								
7	1	1:58.9	39.798	37.416	41.707	266.5	14:36.537								
8	1	1:58.6	39.949	37.489	41.187	267.1	16:35.162								
9	1	2:01.0	40.172	38.855	41.994	267.1	18:36.183								
<b>91</b> <b>SCUDERIA VESUVIO</b> <small>Lamborghini H GT3</small> 1.Mariano MAGLIOCCOLA 2.Benedetto STRIGNANO															
1	1	2:58.6	1:38.432	37.956	42.304	130.2	2:58.692								



# National GT Challenge/P9 Challenge

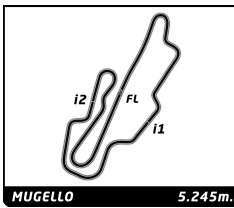
## Mugello Racing Weekend

### 4 Turno Prove Libere

## Sector Analysis

Invalidated Lap    Personal Best    Session Best    Crossing the pit lane

Lap	D	Time	Sector 1	Sector 2	Sector 3	T.Spd	Elapsed	Lap	D	Time	Sector 1	Sector 2	Sector 3	T.Spd	Elapsed
<b>604</b> HR Spezialfedern GmbH & Co KG BMW M4 GT3															
1.Jurgen ALZEN 6															
2.Timo SCHEIBNER															
1	1	2:25.1	1:05.745	39.283	40.134	146.9	2:25.162	1	1	2:25.1	1:05.745	39.283	40.134	146.9	2:25.162
2	1	1:57.0	39.262	37.315	40.515	283.9	4:22.254	2	1	1:57.0	39.262	37.315	40.515	283.9	4:22.254
3	1	1:53.5	38.405	35.945	39.227	283.9	6:15.831	3	1	1:53.5	38.405	35.945	39.227	283.9	6:15.831
4	1	1:54.3	38.815	36.280	39.301	284.6	8:10.227	4	1	1:54.3	38.815	36.280	39.301	284.6	8:10.227
5	1	1:55.3	39.443	36.516	39.437	282.4	10:05.623	5	1	1:55.3	39.443	36.516	39.437	282.4	10:05.623
6	1	1:54.7	39.382	36.078	39.283	286.1	12:00.366	6	1	1:54.7	39.382	36.078	39.283	286.1	12:00.366
7	1	1:53.8	38.280	36.206	39.413	283.9	13:54.265	7	1	1:53.8	38.280	36.206	39.413	283.9	13:54.265
8	1	4:30.7B	39.086	37.436	3:14.207	286.1	18:24.994	8	1	4:30.7B	39.086	37.436	3:14.207	286.1	18:24.994
<b>151</b> FORMULA RACING Ferrari 488 C GT CUP 2															
1.Luigi FERRARI															
2.Leonardo MEGNA															
1	1	2:36.2	1:17.262	37.969	41.000	129.9	2:36.231	1	1	2:36.2	1:17.262	37.969	41.000	129.9	2:36.231
2	1	1:57.1	39.705	35.725	41.739	262.0	4:33.400	2	1	1:57.1	39.705	35.725	41.739	262.0	4:33.400
3	1	1:56.2	39.491	36.517	40.214	263.2	6:29.622	3	1	1:56.2	39.491	36.517	40.214	263.2	6:29.622
4	1	2:05.7	39.530	40.370	45.857	264.5	8:35.379	4	1	2:05.7	39.530	40.370	45.857	264.5	8:35.379
5	1	3:37.0B	39.166	44.024	2:13.824	261.3	12:12.393	5	1	3:37.0B	39.166	44.024	2:13.824	261.3	12:12.393
6	1	2:08.4	49.765	37.244	41.454	159.2	14:20.856	6	1	2:08.4	49.765	37.244	41.454	159.2	14:20.856
7	1	1:59.4	40.754	37.482	41.174	262.0	16:20.266	7	1	1:59.4	40.754	37.482	41.174	262.0	16:20.266
<b>202</b> Spirit Race Team BMW M4 GT4 F8 2b															
1.Marc WIEZORREK															
1	1	2:39.1	1:03.054	47.386	48.711	133.6	2:39.151	1	1	2:39.1	1:03.054	47.386	48.711	133.6	2:39.151
2	1	2:11.1	46.135	40.525	44.527	228.9	4:50.338	2	1	2:11.1	46.135	40.525	44.527	228.9	4:50.338
3	1	2:09.3	44.956	39.691	44.727	231.8	6:59.712	3	1	2:09.3	44.956	39.691	44.727	231.8	6:59.712
4	1	2:07.3	43.657	39.862	43.781	231.8	9:07.012	4	1	2:07.3	43.657	39.862	43.781	231.8	9:07.012
5	1	2:05.1	42.778	39.016	43.337	233.3	11:12.143	5	1	2:05.1	42.778	39.016	43.337	233.3	11:12.143
6	1	2:07.5	42.713	40.619	44.175	233.3	13:19.650	6	1	2:07.5	42.713	40.619	44.175	233.3	13:19.650
7	1	2:59.2B	44.145	41.078	1:33.987	233.3	16:18.860	7	1	2:59.2B	44.145	41.078	1:33.987	233.3	16:18.860
8	1	2:23.8	52.755	42.624	48.424	135.1	18:42.663	8	1	2:23.8	52.755	42.624	48.424	135.1	18:42.663
<b>204</b> Spirit Race Team AUDI R8 GT4 2b															
1.Julian JANSEN															
1	1	2:21.6	55.774	40.869	45.025	130.4	2:21.668	1	1	2:21.6	55.774	40.869	45.025	130.4	2:21.668
2	1	2:08.4	44.402	40.705	43.332	247.1	4:30.107	2	1	2:08.4	44.402	40.705	43.332	247.1	4:30.107
3	1	2:11.8	42.320	41.421	48.138	247.7	6:41.986	3	1	2:11.8	42.320	41.421	48.138	247.7	6:41.986
4	1	2:04.3	42.650	38.844	42.863	240.5	8:46.343	4	1	2:04.3	42.650	38.844	42.863	240.5	8:46.343
5	1	2:02.7	41.472	38.722	42.564	245.4	10:49.101	5	1	2:02.7	41.472	38.722	42.564	245.4	10:49.101
6	1	2:03.3	41.261	39.920	42.204	246.0	12:52.486	6	1	2:03.3	41.261	39.920	42.204	246.0	12:52.486
7	1	2:01.3	41.268	38.039	42.031	247.1	14:53.824	7	1	2:01.3	41.268	38.039	42.031	247.1	14:53.824
8	1	2:56.5B	42.024	38.961	1:35.553	247.1	17:50.362	8	1	2:56.5B	42.024	38.961	1:35.553	247.1	17:50.362
<b>411</b> TEAM Sussenguth PORSCHE 991 GT 4b															
1.Manuel SUSSENGUTH															
1	1	2:29.8	1:03.028	42.072	44.770	133.4	2:29.870	1	1	2:29.8	1:03.028	42.072	44.770	133.4	2:29.870
2	1	2:00.5	40.728	37.357	42.454	260.1	4:30.409	2	1	2:00.5	40.728	37.357	42.454	260.1	4:30.409
3	1	1:57.7	39.614	37.011	41.143	263.2	6:28.177	3	1	1:57.7	39.614	37.011	41.143	263.2	6:28.177
4	1	2:01.2	39.916	39.681	41.653	262.6	8:29.427	4	1	2:01.2	39.916	39.681	41.653	262.6	8:29.427
5	1	1:56.7	39.636	36.564	40.525	262.6	10:26.152	5	1	1:56.7	39.636	36.564	40.525	262.6	10:26.152
6	1	3:02.2B	40.787	37.777	1:43.708	264.5	13:28.424	6	1	3:02.2B	40.787	37.777	1:43.708	264.5	13:28.424
7	1	2:07.6	47.324	37.365	42.929	173.7	15:36.042	7	1	2:07.6	47.324	37.365	42.929	173.7	15:36.042
8	1	1:58.9	39.536	37.858	41.604	262.6	17:35.040	8	1	1:58.9	39.536	37.858	41.604	262.6	17:35.040
9	1	1:56.7	39.631	36.714	40.382	263.9	19:31.767	9	1	1:56.7	39.631	36.714	40.382	263.9	19:31.767



## National GT Challenge/P9 Challenge

### Mugello Racing Weekend

#### 1 Turno Prove Ufficiali

### Provisional Classification

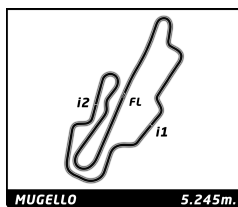
No Drivers	Team	Car	Cl.	Time	Lap Total	Gap	Kph
1 68 P. ALESSI / F. DANOVA	SF SQUADRA CORSE SRLS	Lamborghini Huracan ST EVO2	GT CUP 1	<b>1:47.858</b>	5 5	-	175.1
2 6 G. TORELLI / D. GAGGIANESI	Rangoni Corse	Lamborghini Huracan ST	GT CUP 1	<b>1:48.046</b>	6 6	+0.188	174.8
3 57 A. BRIGATTI / S. CONTI	LEMA RACING	Lamborghini Huracan ST EVO2	GT CUP1	<b>1:51.136</b>	4 5	+3.278	169.9
4 11 R. MASSARO / M. MENEGHIN	SCUDERIA EMME	Ferrari 488 Challenge EVO	GT CUP 2	<b>1:51.934</b>	2 2	+4.076	168.7
5 604 J. ALZEN / T. SCHEIBNER	HR Spezialfedern GmbH & Co KG	BMW M4 GT3	6	<b>1:52.085</b>	2 4	+4.227	168.5
6 18 M. PITORRI / G. SIMONELLI	BEST LAP	Ferrari 488 GT3	GT3	<b>1:52.388</b>	6 6	+4.530	168.0
7 7 A. FULGORI / D. PAOLETTI	TRACK AND GO	Porsche 992 GT3 CUP	GT CUP 2	<b>1:52.675</b>	6 6	+4.817	167.6
8 157 G. MARINARO / A. PALAZZO	BEST LAP	Ferrari 488 Challenge EVO	GT CUP 2	<b>1:53.215</b>	4 5	+5.357	166.8
9 90 A. AMBROSIO / P. PASTORE	SCUDERIA VESUVIO	Lamborghini Huracan GT3	GT3	<b>1:53.226</b>	4 5	+5.368	166.8
10 607 J. BENDER	JB racing TEAM	CHEVROLET C7 GT3 Corvette	6	<b>1:53.579</b>	6 6	+5.721	166.2
11 151 L. FERRARI / L. MEGNA	FORMULA RACING	Ferrari 488 Challenge EVO	GT CUP 2	<b>1:53.593</b>	5 5	+5.735	166.2
12 43 R. ROMAGNOLI / E. MARCHETTI	BEST LAP	Ferrari 488 Challenge EVO	GT CUP 2	<b>1:53.676</b>	5 5	+5.818	166.1
13 27 M. GIRAUDI / G. GIRAUDI	GRT MOTORSPORT	Ferrari 488 Challenge EVO	GT CUP 2	<b>1:53.928</b>	6 6	+6.070	165.7
14 30 D. RODA	GRT MOTORSPORT	Ferrari 488 CHALLENGE EVO	GT CUP 2	<b>1:54.665</b>	2 4	+6.807	164.7
15 15 D. GOLIA / G. DE CUNTIS	BEST LAP	Ferrari 488 Challenge EVO	GT CUP 2	<b>1:54.791</b>	5 5	+6.933	164.5
16 23 T. PETERSEN	FORMULA RACING	Ferrari 488 Challenge EVO	GT CUP 2	<b>1:54.906</b>	6 6	+7.048	164.3
17 28 F. FRANGIONI / E. CASAZZA	TEAM CARS RACING	Porsche 911 GT3 CUP	GT CUP 2	<b>1:55.166</b>	6 6	+7.308	164.0
18 24 M. MARULLA / G. GIRAUDI	RC MOTORSPORT	Ferrari 488 Challenge EVO	GT CUP 2	<b>1:56.240</b>	6 6	+8.382	162.4
19 50 H. LEE	FORMULA RACING	Ferrari 488 Challenge EVO	GT CUP 2	<b>1:56.245</b>	5 6	+8.387	162.4
20 5 S. MAESTRI / A. RODIO	BEST LAP	Ferrari 488 Challenge EVO	GT CUP 2	<b>1:56.385</b>	3 5	+8.527	162.2
21 411 M. SUSSENGUTH	TEAM Sussenguth	PORSHCE 991 GT3 CUP GEN II	4b	<b>1:56.850</b>	4 4	+8.992	161.6
22 12 F. FEDE	TEAM CARS RACING	992 GT3 CUP	GT CUP 2	<b>1:56.907</b>	3 6	+9.049	161.5
23 25 B. PINAR / N. RISITANO	SEVEN HILLS MOTORSPORT	Ferrari 488 Challenge EVO	GT CUP 2	<b>1:56.983</b>	5 5	+9.125	161.4
24 204 J. JANSEN	Spirit Race Team	AUDI R8 GT4	2b	<b>1:58.088</b>	3 3	+10.230	159.9
25 91 M. MAGLIOCCOLA / B. STRIGNANO	SCUDERIA VESUVIO	Lamborghini Huracan GT3	GT3	<b>2:01.177</b>	6 6	+13.319	155.8
26 10 M. JOCHER / S. JOCHER	TEAM JOCHER	BENTLEY Continental GT3	GTX	<b>2:01.380</b>	4 4	+13.522	155.6
27 42 M. SQUILLACI / E. ROMANI	TEAM CARS RACING	Porsche 992 GT3 CUP	GT CUP 2	<b>2:03.928</b>	4 5	+16.070	152.4
28 202 M. WIEZORREK	Spirit Race Team	BMW M4 GT4 F82	2b	<b>2:04.074</b>	4 5	+16.216	152.2
29 507 A. LIENAU	Team Lienau	ASTON MARTIN V12 GT3	5	<b>2:04.122</b>	4 5	+16.264	152.1
30 33 E. ROCCHI / . ARAMIS	SR&R SRL	Ferrari 488 CHALLENGE EVO	GT CUP 3	<b>2:11.433</b>	5 5	+23.575	143.7
31 9 A. REVELLO	TEAM CARS RACING	Porsche Carrera GT3	GT CUP 2	<b>2:12.748</b>	5 5	+24.890	142.2
32 510 S. JOCHER / M. JOCHER	Jocher Racing Team	BENTLEY Continental GT3	5				

**Fastest Lap:** Lap 5 | Pietro ALESSI | 1:47.858 | 175.1 Kph

Published at: .....

Track Status: **DRY**

<b>Direttore di Gara:</b> CANU Antonio Lic. 52925	<b>Il DS Cronometraggio</b> INNOCENTI Chiara Lic. 523246
---	--



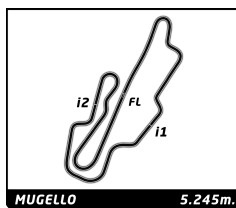
## National GT Challenge/P9 Challenge

### Mugello Racing Weekend

#### 1 Turno Prove Ufficiali

#### Best Sector Times

Sector 1			Sector 2			Sector 3			Class	Ideal Lap	Best Lap
No Driver	Time	No Driver	Time	No Driver	Time	No Team					
1	68 P.ALESSI	36.626	68 P.ALESSI	33.286	68 P.ALESSI	37.680	1	68 SF SQUADRA CORSE SRLS	GT CUP 1	1:47.592	1:47.858 (1)
2	6 G.TORELLI	36.700	6 G.TORELLI	33.443	6 G.TORELLI	37.814	2	6 Rangoni Corse	GT CUP 1	1:47.957	1:48.046 (2)
3	57 A.BRIGATTI	37.557	57 A.BRIGATTI	34.160	604 J.ALZEN	38.547	3	57 LEMA RACING	GT CUP1	1:50.890	1:51.136 (3)
4	604 J.ALZEN	37.674	10 M.JOCHER	34.356	11 R.MASSARO	38.933	4	7 TRACK AND GO	GT CUP 2	1:51.593	1:52.675 (7)
5	90 A.AMBROSIO	37.902	7 A.FULGORI	34.654	7 A.FULGORI	38.984	5	604 HR Spezialfedern GmbH & Co KG	6	1:51.925	1:52.085 (5)
6	7 A.FULGORI	37.955	18 M.PITORRI	34.814	18 M.PITORRI	39.086	6	11 SCUDERIA EMME	GT CUP 2	1:51.934	1:51.934 (4)
7	11 R.MASSARO	37.994	11 R.MASSARO	35.007	57 A.BRIGATTI	39.173	7	18 BEST LAP	GT3	1:52.316	1:52.388 (6)
8	607 J.BENDER	38.255	157 G.MARINARO	35.137	151 L.FERRARI	39.330	8	90 SCUDERIA VESUVIO	GT3	1:52.818	1:53.226 (9)
9	18 M.PITORRI	38.416	90 A.AMBROSIO	35.179	157 G.MARINARO	39.519	9	157 BEST LAP	GT CUP 2	1:53.101	1:53.215 (8)
10	157 G.MARINARO	38.445	607 J.BENDER	35.260	27 M.GIRAUDI	39.547	10	607 JB racing TEAM	6	1:53.247	1:53.579 (10)
11	151 L.FERRARI	38.445	30 D.RODA	35.447	43 R.ROMAGNOLI	39.652	11	151 FORMULA RACING	GT CUP 2	1:53.267	1:53.593 (11)
12	43 R.ROMAGNOLI	38.484	27 M.GIRAUDI	35.447	28 F.FRANGIONI	39.680	12	10 TEAM JOCHER	GTX	1:53.395	2:01.380 (26)
13	30 D.RODA	38.720	43 R.ROMAGNOLI	35.468	607 J.BENDER	39.732	13	43 BEST LAP	GT CUP 2	1:53.604	1:53.676 (12)
14	27 M.GIRAUDI	38.867	151 L.FERRARI	35.492	90 A.AMBROSIO	39.737	14	27 GRT MOTORSPORT	GT CUP 2	1:53.861	1:53.928 (13)
15	23 T.PETERSEN	38.943	604 J.ALZEN	35.704	15 D.GOLIA	39.821	15	30 GRT MOTORSPORT	GT CUP 2	1:54.000	1:54.665 (14)
16	10 M.JOCHER	38.951	5 S.MAESTRI	35.748	30 D.RODA	39.833	16	23 FORMULA RACING	GT CUP 2	1:54.764	1:54.906 (16)
17	50 H.LEE	38.986	23 T.PETERSEN	35.837	23 T.PETERSEN	39.984	17	15 BEST LAP	GT CUP 2	1:54.791	1:54.791 (15)
18	15 D.GOLIA	39.035	15 D.GOLIA	35.935	10 M.JOCHER	40.088	18	28 TEAM CARS RACING	GT CUP 2	1:55.166	1:55.166 (17)
19	5 S.MAESTRI	39.308	28 F.FRANGIONI	35.938	25 B.PINAR	40.217	19	5 BEST LAP	GT CUP 2	1:55.277	1:56.385 (20)
20	24 M.MARULLA	39.498	50 H.LEE	36.271	5 S.MAESTRI	40.221	20	50 FORMULA RACING	GT CUP 2	1:55.795	1:56.245 (19)
21	28 F.FRANGIONI	39.548	12 F.FEDE	36.305	24 M.MARULLA	40.330	21	24 RC MOTORSPORT	GT CUP 2	1:56.134	1:56.240 (18)
22	411 M.SUSSENGUTH	39.733	24 M.MARULLA	36.306	12 F.FEDE	40.368	22	12 TEAM CARS RACING	GT CUP 2	1:56.435	1:56.907 (22)
23	12 F.FEDE	39.762	411 M.SUSSENGUTH	36.500	50 H.LEE	40.538	23	411 TEAM Sussenguth	4b	1:56.850	1:56.850 (21)
24	204 J.JANSEN	39.893	204 J.JANSEN	36.621	411 M.SUSSENGUTH	40.617	24	25 SEVEN HILLS MOTORSPORT	GT CUP 2	1:56.983	1:56.983 (23)
25	25 B.PINAR	40.113	25 B.PINAR	36.653	204 J.JANSEN	41.162	25	204 Spirit Race Team	2b	1:57.676	1:58.088 (24)
26	91 M.MAGLIOCCOLA	40.408	91 M.MAGLIOCCOLA	37.928	91 M.MAGLIOCCOLA	42.044	26	91 SCUDERIA VESUVIO	GT3	2:00.380	2:01.177 (25)
27	507 A.LIENAU	41.591	202 M.WIEZORREK	38.455	42 M.SQUILLACI	42.233	27	202 Spirit Race Team	2b	2:03.257	2:04.074 (28)
28	202 M.WIEZORREK	41.734	507 A.LIENAU	39.436	507 A.LIENAU	42.891	28	507 Team Lienau	5	2:03.918	2:04.122 (29)
29	42 M.SQUILLACI	41.912	42 M.SQUILLACI	39.783	202 M.WIEZORREK	43.068	29	42 TEAM CARS RACING	GT CUP 2	2:03.928	2:03.928 (27)
30	33 E.ROCCHI	44.778	33 E.ROCCHI	41.445	33 E.ROCCHI	45.005	30	33 SR&R SRL	GT CUP 3	2:11.228	2:11.433 (30)
31	9 A.REVELLO	44.942	9 A.REVELLO	42.313	9 A.REVELLO	45.216	31	9 TEAM CARS RACING	GT CUP 2	2:12.471	2:12.748 (31)



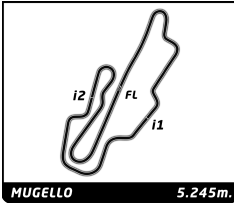
## National GT Challenge/P9 Challenge

### Mugello Racing Weekend

#### 1 Turno Prove Ufficiali

### Best Top Speed

Team	Car	Class	Top Speed	Top 1 Kph Lap	Top 2 Kph Lap	Top 3 Kph Lap	Top 4 Kph Lap	Top 5 Kph Lap	Avg					
604 HR Spezialfedem GmbH & Co KG	BMW M4 GT3	6	J. ALZEN	289.9	4	288.4	3	286.9	2	156.7	1	255,5		
68 SF SQUADRA CORSE SRLS	Lamborghini Huracan ST EVO2	GT CUP 1	P. ALESSI	280.9	4	280.2	2	280.2	3	280.2	5	157.1	1	255,7
6 Rangoni Corse	Lamborghini Huracan ST	GT CUP 1	G. TORELLI	276.6	4	276.6	6	275.9	5	275.2	3	270.4	2	274,9
607 JB racing TEAM	CHEVROLET C7 GT3 Corvette	6	J. BENDER	275.2	3	274.5	5	273.2	2	272.5	6	250.5	4	269,2
90 SCUDERIA VESUVIO	Lamborghini Huracan GT3	GT3	A. AMBROSIO	273.2	2	272.5	3	272.5	5	271.8	4	117.3	1	241,5
5 BEST LAP	Ferrari 488 Challenge EVO	GT CUP 2	S. MAESTRI	270.4	4	267.1	3	265.2	5	262.6	2	149.5	1	243,0
151 FORMULA RACING	Ferrari 488 Challenge EVO	GT CUP 2	L. FERRARI	270.4	4	269.8	3	265.2	5	264.5	2	163.0	1	246,6
43 BEST LAP	Ferrari 488 Challenge EVO	GT CUP 2	R. ROMAGNOLI	268.4	4	267.1	3	267.1	5	266.5	2	173.4	1	248,5
157 BEST LAP	Ferrari 488 Challenge EVO	GT CUP 2	G. MARINARO	268.4	3	267.8	5	267.1	4	266.5	2	158.0	1	245,6
57 LEMA RACING	Lamborghini Huracan ST EVO2	GT CUP1	A. BRIGATTI	267.1	5	264.5	3	263.9	4	262.6	2	130.2	1	237,7
15 BEST LAP	Ferrari 488 Challenge EVO	GT CUP 2	D. GOLIA	267.1	3	266.5	4	264.5	5	262.6	2	94.0	1	230,9
50 FORMULA RACING	Ferrari 488 Challenge EVO	GT CUP 2	H. LEE	267.1	4	266.5	6	263.9	2	263.9	5	262.6	3	264,8
9 TEAM CARS RACING	Porsche Carrera GT3	GT CUP 2	A. REVELLO	265.8	4	265.8	5	264.5	3	246.5	2	99.2	1	228,4
11 SCUDERIA EMME	Ferrari 488 Challenge EVO	GT CUP 2	R. MASSARO	265.8	2	111.1	1							188,5
411 TEAM Sussenguth	PORSHE 991 GT3 CUP GEN II	4b	M. SUSSENGUTH	265.2	3	263.2	4	219.2	2	91.1	1			209,7
23 FORMULA RACING	Ferrari 488 Challenge EVO	GT CUP 2	T. PETERSEN	265.2	3	262.6	4	262.6	6	258.9	5	251.1	2	260,1
30 GRT MOTORSPORT	Ferrari 458 CHALLENGE EVO	GT CUP 2	D. RODA	265.2	3	263.2	2	263.2	4	142.1	1			233,4
27 GRT MOTORSPORT	Ferrari 488 Challenge EVO	GT CUP 2	M. GIRAUDI	264.5	6	263.9	3	263.2	5	262.6	4	261.3	2	263,1
25 SEVEN HILLS MOTORSPORT	Ferrari 488 Challenge EVO	GT CUP 2	B. PINAR	263.9	4	261.3	2	260.1	3	259.5	5	107.3	1	230,4
507 Team Lienau	ASTON MARTIN V12 GT3	5	A. LIENAU	263.2	5	262.6	4	249.9	2	227.0	3	83.0	1	217,1
7 TRACK AND GO	Porsche 992 GT3 CUP	GT CUP 2	A. FULGORI	263.2	5	262.6	3	262.6	4	261.3	2	261.3	6	262,2
18 BEST LAP	Ferrari 488 GT3	GT3	M. PITORRI	263.2	5	262.6	3	262.0	6	260.7	2	260.1	4	261,7
10 TEAM JOCHER	BENTLEY Continental GT3	GTX	M. JOCHER	262.0	2	260.7	3	185.8	4	126.7	1			208,8
24 RC MOTORSPORT	Ferrari 488 Challenge EVO	GT CUP 2	M. MARULLA	262.0	3	262.0	6	261.3	4	261.3	5	260.7	2	261,5
28 TEAM CARS RACING	Porsche 911 GT3 CUP	GT CUP 2	F. FRANGIONI	262.0	4	261.3	5	261.3	6	260.7	3	220.1	2	253,1
91 SCUDERIA VESUVIO	Lamborghini Huracan GT3	GT3	M. MAGLIUCCOLA	262.0	6	261.3	4	259.5	2	257.0	5	255.2	3	259,0
12 TEAM CARS RACING	992 GT3 CUP	GT CUP 2	F. FEDE	260.7	5	259.5	6	257.6	3	252.8	2	213.6	4	248,8
42 TEAM CARS RACING	Porsche 992 GT3 CUP	GT CUP 2	M. SQUILLACI	260.1	4	259.5	5	258.9	3	257.0	2	99.8	1	227,1
204 Spirit Race Team	AUDI R8 GT4	2b	J. JANSEN	252.8	2	252.3	3	120.1	1					208,4
33 SR&R SRL	Ferrari 458 CHALLENGE EVO	GT CUP 3	E. ROCCHI	241.6	5	240.5	3	236.3	4	232.8	2	103.1	1	210,9
202 Spirit Race Team	BMW M4 GT4 F82	2b	M. WIEZORREK	237.9	4	236.9	5	234.3	2	234.3	3	131.0	1	214,9
510 Jocher Racing Team	BENTLEY Continental GT3	5												



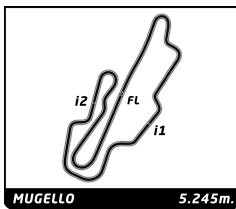
## National GT Challenge/P9 Challenge

### Mugello Racing Weekend

#### 1 Turno Prove Ufficiali

#### Fastest Lap Sequence

Elapsed	No Team	Car	Class	Driver	Time	Kph	Lap
4:16.146	30 GRT MOTORSPORT	Ferrari 458 CHALLENGE EVO	GT CUP 2	<b>Davide RODA</b>	<b>1:54.665</b>	164.7	2
4:20.209	604 HR Spezialfedem GmbH & Co KG	BMW M4 GT3	6	<b>Jurgen ALZEN</b>	<b>1:52.085</b>	168.5	2
5:59.916	11 SCUDERIA EMME	Ferrari 488 Challenge EVO	GT CUP 2	<b>Rodolfo MASSARO</b>	<b>1:51.934</b>	168.7	2
6:42.413	6 Rangoni Corse	Lamborghini Huracan ST	GT CUP 1	<b>Gabriele TORELLI</b>	<b>1:49.017</b>	173.2	3
7:17.952	68 SF SQUADRA CORSE SRLS	Lamborghini Huracan ST EVO2	GT CUP 1	<b>Pietro ALESSI</b>	<b>1:48.074</b>	174.7	3
10:59.097	68 SF SQUADRA CORSE SRLS	Lamborghini Huracan ST EVO2	GT CUP 1	<b>Pietro ALESSI</b>	<b>1:47.858</b>	175.1	5



# National GT Challenge/P9 Challenge

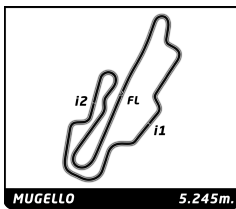
## Mugello Racing Weekend

### 1 Turno Prove Ufficiali

## Sector Analysis

— Invalidated Lap    ■ Personal Best    ■ Session Best    B Crossing the pit lane

Lap	D	Time	Sector 1	Sector 2	Sector 3	T.Spd	Elapsed	Lap	D	Time	Sector 1	Sector 2	Sector 3	T.Spd	Elapsed
<b>5</b>	<b>BEST LAP</b> Ferrari 488 Challenge EVO 1.Stefano MAESTRI GT CUP 2 2.Alberto RODIO							1	1	3:06.092	1:35.594	45.353	45.145	106.7	3:06.092
	2	1	2:02.240	42.149	38.432	41.659	252.8	5:08.332							
	3	1	<b>1:56.907</b>	40.234	<b>36.305</b>	<b>40.368</b>	257.6	7:05.239							
	4	1	2:07.408	47.879	38.837	40.692	213.6	9:12.647							
	5	1	1:58.242	40.093	37.112	41.037	260.7	11:10.889							
	6	1	1:57.464	<b>39.762</b>	36.938	40.764	259.5	13:08.353							
<b>6</b>	<b>Rangoni Corse</b> Lamborghini Huracan ST 1.Gabriele TORELLI GT CUP 1 2.Davide GAGGIANESI							1	1	4:15.033	2:46.616	43.632	44.785	94.0	4:15.033
	2	1	2:00.542	40.655	37.479	42.408	262.6	6:15.575							
	3	1	1:59.592	39.960	38.389	41.243	267.1	8:15.167							
	4	1	1:58.870	41.452	36.334	41.084	266.5	10:14.037							
	5	1	<b>1:54.791</b>	<b>39.035</b>	<b>35.935</b>	<b>39.821</b>	264.5	12:08.828							
	6	1	1:49.017	37.037	33.682	38.298	275.2	6:42.413							
<b>7</b>	<b>TRACK AND GO</b> Porsche 992 GT3 CUP 1.Alberto Jr. FULGORI GT CUP 2 2.Daniilo PAOLETTI							1	1	4:11.301	2:46.847	43.135	41.319	150.8	4:11.301
	2	1	1:54.067	38.598	35.657	39.812	260.7	6:05.368							
	3	1	1:59.208	39.809	38.768	40.631	262.6	8:04.576							
	4	1	2:05.708	39.618	41.565	44.525	260.1	10:10.284							
	5	1	1:53.289	38.731	35.472	<b>39.086</b>	263.2	12:03.573							
	6	1	<b>1:52.388</b>	<b>38.416</b>	<b>34.814</b>	39.158	262.0	13:55.961							
<b>9</b>	<b>TEAM CARS RACING</b> Porsche Carrera GT3 1.Alessandro REVELLO GT CUP 2							1	1	1:53.927	38.978	35.514	39.435	261.3	4:25.461
	2	1	1:53.165	38.536	<b>34.654</b>	39.975	262.6	6:18.626							
	3	1	1:55.172	38.827	35.440	40.905	262.6	8:13.798							
	4	1	1:55.819	39.489	36.077	40.253	263.2	10:09.617							
	5	1	<b>1:52.675</b>	<b>37.955</b>	35.736	<b>38.984</b>	261.3	12:02.292							
	6	1	2:24.282	50.921	45.367	47.994	246.5	5:56.858							
<b>10</b>	<b>TEAM JOCHER</b> BENTLEY Continental GT3 1.Matthias JOCHER GTX 2.Stephan JOCHER							1	1	2:03.013	47.609	44.810	47.594	264.5	8:16.871
	2	1	2:13.045	45.516	<b>42.313</b>	<b>45.216</b>	265.8	10:29.916							
	3	1	2:20.013	47.609	44.810	47.594	264.5	8:16.871							
	4	1	2:13.045	45.516	<b>42.313</b>	<b>45.216</b>	265.8	10:29.916							
	5	1	<b>2:12.748</b>	<b>44.942</b>	42.516	45.290	265.8	12:42.664							
	6	1	3:32.576	1:37.516	56.023	59.037	99.2	3:32.576							
<b>11</b>	<b>SCUDERIA EMME</b> Ferrari 488 Challenge EVO 1.Rodolfo MASSARO GT CUP 2 2.Maia MENEGHIN							1	1	2:06.139	<b>38.951</b>	34.458	52.730	260.7	7:53.336
	2	1	2:03.069	40.412	38.414	44.243	262.0	5:47.197							
	3	1	2:06.139	<b>38.951</b>	34.458	52.730	260.7	7:53.336							
	4	1	<b>2:01.380</b>	46.395	34.897	<b>40.088</b>	185.8	9:54.716							
	5	1	4:07.982	2:23.732	50.929	53.321	111.1	4:07.982							
	6	1	<b>1:51.934</b>	<b>37.994</b>	<b>35.007</b>	<b>38.933</b>	265.8	5:59.916							
<b>12</b>	<b>TEAM CARS RACING</b> 992 GT3 CUP 1.Fabrizio FEDE GT CUP 2							1	1	3:54.449	2:19.783	43.609	51.057	105.9	3:54.449
	2	1	2:07.884	41.948	42.113	43.823	260.7	6:02.333							
	3	1	2:00.000	40.416	37.722	41.862	262.0	8:02.333							
	4	1	1:57.171	39.579	36.769	40.823	261.3	9:59.504							
	5	1	1:56.359	39.614	<b>36.306</b>	40.439	261.3	11:55.863							
	6	1	<b>1:56.240</b>	<b>39.498</b>	36.412	<b>40.330</b>	262.0	13:52.103							
<b>15</b>	<b>BEST LAP</b> Ferrari 488 Challenge EVO 1.Domenico Vincenzo GOLIF GT CUP 2 2.Giovanni DE CUNTIS							1	1	3:52.349	1:58.642	50.342	1:03.365	107.3	3:52.349
	2	1	2:20.101	46.452	46.459	47.190	261.3	6:12.450							
	3	1	1:58.271	40.621	36.996	40.654	260.1	8:10.721							
	4	1	2:09.802	42.121	43.494	44.187	263.9	10:20.523							
	5	1	<b>1:56.983</b>	<b>40.113</b>	<b>36.653</b>	<b>40.217</b>	259.5	12:17.506							
	6	1	1:58.927	39.775	36.329	42.823	251.1	4:30.564							
<b>18</b>	<b>BEST LAP</b> Ferrari 488 GT3 1.Maurizio PITORRI GT3 2.Gianluigi SIMONELLI							1	1	1:58.927	39.775	36.329	42.823	251.1	4:30.564
	2	1	1:58.927	39.775	36.329	42.823	251.1	4:30.564							
	3	1	1:56.043	39.380	36.679	<b>39.984</b>	265.2	6:26.607							
	4	1	2:05.120	43.206	40.193	41.721	262.6	8:31.727							
	5	1	1:56.750	39.309	36.382	41.059	258.9	10:28.477							
	6	1	<b>1:54.906</b>	<b>38.943</b>	<b>35.837</b>	40.126	262.6	12:23.383							
<b>23</b>	<b>FORMULA RACING</b> Ferrari 488 Challenge EVO 1.Thomas PETERSEN GT CUP 2							1	1	3:54.449	2:19.783	43.609	51.057	105.9	3:54.449
	2	1	2:07.884	41.948	42.113	43.823	260.7	6:02.333							
	3	1	2:00.000	40.416	37.722	41.862	262.0	8:02.333							
	4	1	1:57.171	39.579	36.769	40.823	261.3	9:59.504							
	5	1	1:56.359	39.614	<b>36.306</b>	40.439	261.3	11:55.863							
	6	1	<b>1:56.240</b>	<b>39.498</b>	36.412	<b>40.330</b>	262.0	13:52.103							
<b>24</b>	<b>RC MOTORSPORT</b> Ferrari 488 Challenge EVO 1.Matteo MARULLA GT CUP 2 2.Gian Luca GIRAUDI							1	1	3:52.349	1:58.642	50.342	1:03.365	107.3	3:52.349
	2	1	2:20.101	46.452	46.459	47.190	261.3	6:12.450							
	3	1	1:58.271	40.621	36.996	40.654	260.1	8:10.721							
	4	1	2:09.802	42.121	43.494	44.187	263.9	10:20.523							
	5	1	<b>1:56.983</b>	<b>40.113</b>	<b>36.653</b>	<b>40.217</b>	259.5	12:17.506							
	6	1	1:58.927	39.775	36.329	42.823	251.1	4:30.564							
<b>25</b>	<b>SEVEN HILLS MOTORSPORT</b> Ferrari 488 Challenge EVO 1.Barkin PINAR GT CUP 2 2.Nicholas RISITANO							1	1	3:52.349	1:58.642	50.342	1:03.365	107.3	3:52.349
	2	1	2:20.101	46.452	46.459	47.190	261.3	6:12.450							
	3	1	1:58.271	40.621	36.996	40.654	260.1	8:10.721							
	4	1	2:09.802	42.121	43.494	44.187	263.9	10:20.523							
	5	1	<b>1:56.983</b>	<b>40.113</b>	<b>36.653</b>	<b>40.217</b>	259.5	12:17.506							
	6	1	1:58.927	39.775	36.329	42.823	251.1	4:30.564							



# National GT Challenge/P9 Challenge

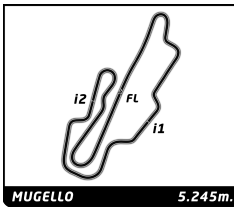
## Mugello Racing Weekend

### 1 Turno Prove Ufficiali

## Sector Analysis

— Invalidated Lap    ■ Personal Best    ■ Session Best    B Crossing the pit lane

Lap	D	Time	Sector 1	Sector 2	Sector 3	T.Sp	Elapsed	Lap	D	Time	Sector 1	Sector 2	Sector 3	T.Sp	Elapsed		
<b>27</b>	<b>GRT MOTORSPORT</b> Ferrari 488 Challenge EVO 1.Michele GIRAUDI GT CUP 2 2.Giovanni GIRAUDI							<b>50</b>	<b>FORMULA RACING</b> Ferrari 488 Challenge EVO 1.Hsuan LEE GT CUP 2								
	1	1	3:41.756	2:05.861	43.597	52.298	162.3		3:41.756	1	1	2:35.576	1:13.388	39.705	42.483	136.2	2:35.576
	2	1	2:00.050	41.231	38.016	40.803	261.3		5:41.806	2	1	2:10.909	40.229	48.385	42.295	263.9	4:46.485
	3	1	1:56.787	39.601	36.906	40.280	263.9		7:38.593	3	1	1:57.009	39.425	36.477	41.107	262.6	6:43.494
	4	1	1:55.030	39.181	35.930	39.919	262.6		9:33.623	4	1	1:58.288	40.231	36.739	41.318	267.1	8:41.782
	5	1	1:54.223	39.107	35.569	39.547	263.2		11:27.846	5	1	1:56.245	39.409	36.271	40.565	263.9	10:38.027
	6	1	1:53.928	38.867	35.447	39.614	264.5		13:21.774	6	1	1:56.311	38.986	36.787	40.538	266.5	12:34.338
<b>28</b>	<b>TEAM CARS RACING</b> Porsche 911 GT3 CUP 1.Filippo FRANGIONI GT CUP 2 2.Edoardo CASAZZA							<b>57</b>	<b>LEMA RACING</b> Lamborghini Huracan ST EVO2 1.Alessandro BRIGATTI GT CUP 1 2.Simone CONTI								
	1	1	3:23.529	1:39.299	54.690	49.540	116.9		3:23.529	1	1	2:36.396	1:16.049	39.574	40.773	130.2	2:36.396
	2	1	2:09.918	45.225	41.444	43.249	220.1		5:33.447	2	1	2:13.282	39.543	53.408	40.331	262.6	4:49.678
	3	1	1:59.271	40.807	37.064	41.400	260.7		7:32.718	3	1	1:52.050	37.589	35.288	39.173	264.5	6:41.728
	4	1	1:57.045	40.129	36.724	40.192	262.0		9:29.763	4	1	1:51.136	37.557	34.160	39.419	263.9	8:32.864
	5	1	1:56.492	39.564	36.668	40.260	261.3		11:26.255	5	1	2:03.447	38.650	41.191	43.606	267.1	10:36.311
	6	1	1:55.166	39.548	35.938	39.680	261.3		13:21.421								
<b>30</b>	<b>GRT MOTORSPORT</b> Ferrari 488 CHALLENGE EVO 1.Davide RODA GT CUP 2							<b>68</b>	<b>SF SQUADRA CORSE SRLS</b> Lamborghini Huracan ST EVO2 1.Pietro ALESSI GT CUP 1 2.Federico DANOVA								
	1	1	2:21.481	1:02.034	38.321	41.126	142.1		2:21.481	1	1	3:37.431	2:16.692	36.075	44.664	157.1	3:37.431
	2	1	1:54.665	38.728	36.104	39.833	263.2		4:16.146	2	1	1:52.447	38.293	34.825	39.329	280.2	5:29.878
	3	1	1:55.091	39.430	35.447	40.214	265.2		6:11.237	3	1	1:48.074	36.781	33.286	38.007	280.2	7:17.952
	4	1	1:55.128	38.720	36.127	40.281	263.2		8:06.365	4	1	1:53.287	36.626	34.077	42.584	280.9	9:11.239
<b>33</b>	<b>SR&amp;R SRL</b> Ferrari 488 CHALLENGE EVO 1.Emilio Gennaro ROCCHI GT CUP 3 2. ARAMIS							<b>90</b>	<b>SCUDERIA VESUVIO</b> Lamborghini Huracan GT3 1.Angelo AMBROSIO GT3 2.Pasquale PASTORE								
	1	1	3:31.445	1:38.306	56.623	56.516	103.1		3:31.445	1	1	3:38.774	2:17.644	37.698	43.432	117.3	3:38.774
	2	1	2:18.626	46.412	43.844	48.370	232.8		5:50.071	2	1	1:55.890	39.075	36.178	40.637	273.2	5:34.664
	3	1	2:18.533	44.778	44.151	49.604	240.5		8:08.604	3	1	1:53.932	38.592	35.179	40.161	272.5	7:28.596
	4	1	2:27.112	47.916	49.582	49.614	236.3		10:35.716	4	1	1:53.226	37.902	35.463	39.861	271.8	9:21.822
	5	1	2:11.433	44.983	41.445	45.005	241.6		12:47.149	5	1	1:53.312	38.114	35.461	39.737	272.5	11:15.134
<b>42</b>	<b>TEAM CARS RACING</b> Porsche 992 GT3 CUP 1.Marco SQUILLACI GT CUP 2 2.Emanuele ROMANI							<b>91</b>	<b>SCUDERIA VESUVIO</b> Lamborghini Huracan GT3 1.Mariano MAGLIOCCOLA GT3 2.Benedetto STRIGNANO								
	1	1	3:22.327	1:38.614	53.416	50.297	99.8		3:22.327	1	1	3:51.555	2:20.954	43.528	47.073	113.8	3:51.555
	2	1	2:14.614	45.255	44.170	45.189	257.0		5:36.941	2	1	2:07.299	44.148	40.927	42.224	259.5	5:58.854
	3	1	2:05.650	42.186	40.343	43.121	258.9		7:42.591	3	1	2:03.872	42.639	38.570	42.663	255.2	8:02.726
	4	1	2:03.928	41.912	39.783	42.233	260.1		9:46.519	4	1	2:02.285	41.271	38.555	42.459	261.3	10:05.011
	5	1	2:06.305	41.934	41.270	43.101	259.5		11:52.824	5	1	2:01.339	41.331	37.928	42.080	257.0	12:06.350
<b>43</b>	<b>BEST LAP</b> Ferrari 488 Challenge EVO 1.Riccardo ROMAGNOLI GT CUP 2 2.Elio MARCHETTI							<b>151</b>	<b>FORMULA RACING</b> Ferrari 488 Challenge EVO 1.Luigi FERRARI GT CUP 2 2.Leonardo MEGNA								
	1	1	3:18.471	1:44.004	48.659	45.808	173.4		3:18.471	1	1	2:24.948	1:04.374	38.985	41.589	163.0	2:24.948
	2	1	1:55.752	39.728	36.019	40.005	266.5		5:14.223	2	1	1:57.117	39.765	36.838	40.514	264.5	4:22.065
	3	1	1:54.694	39.354	35.688	39.652	267.1		7:08.917	3	1	1:53.923	38.745	35.492	39.686	269.8	6:15.988
	4	1	1:54.419	38.960	35.680	39.779	268.4		9:03.336	4	1	2:05.570	43.503	42.173	39.894	270.4	8:21.558
	5	1	1:53.676	38.484	35.468	39.724	267.1		10:57.012	5	1	1:53.593	38.708	35.555	39.330	265.2	10:15.151



# National GT Challenge/P9 Challenge

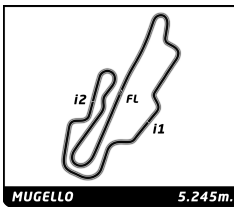
## Mugello Racing Weekend

### 1 Turno Prove Ufficiali

## Sector Analysis

— Invalidated Lap    ■ Personal Best    ■ Session Best    B Crossing the pit lane

Lap	D	Time	Sector 1	Sector 2	Sector 3	T.Spd	Elapsed	Lap	D	Time	Sector 1	Sector 2	Sector 3	T.Spd	Elapsed	
<b>157</b>	<b>BEST LAP</b> Ferrari 488 Challenge EVO							3	1	1:54.377	<b>38.255</b>	35.761	40.361	275.2	7:53.354	
	1.Giuseppe MARINARO GT CUP 2							4	1	1:56.738	40.095	36.368	40.275	250.5	9:50.092	
	2.Alessandro PALAZZO							5	1	1:53.789	38.480	35.577	<b>39.732</b>	274.5	11:43.881	
								6	1	<b>1:53.579</b>	38.506	<b>35.260</b>	39.813	272.5	13:37.460	
								1	1	3:14.609	1:40.419	51.905	42.285	158.0	3:14.609	
								2	1	1:56.357	39.779	36.478	40.100	266.5	5:10.966	
								3	1	1:54.430	38.498	35.657	40.275	268.4	7:05.396	
<b>202</b>	<b>Spirit Race Team</b> BMW M4 GT4 F82															
	1.Marc WIEZORREK 2b															
								1	1	4:33.975	2:59.893	44.580	49.502	131.0	4:33.975	
								2	1	2:06.472	43.345	39.245	43.882	234.3	6:40.447	
								3	1	2:06.057	44.204	38.785	<b>43.068</b>	234.3	8:46.504	
								4	1	<b>2:04.074</b>	<b>41.734</b>	<b>38.455</b>	43.885	237.9	10:50.578	
<b>204</b>	<b>Spirit Race Team</b> AUDI R8 GT4															
	1.Julian JANSEN 2b															
								1	1	4:27.640	2:57.544	42.853	47.243	120.1	4:27.640	
								2	1	1:58.388	40.350	36.876	<b>41.162</b>	252.8	6:26.028	
<b>411</b>	<b>TEAM Sussenguth</b> PORSCHE 991 GT3 CUP GEN II															
	1.Manuel SUSSENGUTH 4b															
								1	1	3:34.287	1:42.063	55.947	56.277	91.1	3:34.287	
								2	1	2:20.891	52.176	43.932	44.783	219.2	5:55.178	
								3	1	1:58.075	40.045	37.043	40.987	265.2	7:53.253	
<b>507</b>	<b>Team Lienau</b> ASTON MARTIN V12 GT3															
	1.Alexander LIENAU 5															
								1	1	4:21.574	2:44.252	50.286	47.036	83.0	4:21.574	
								2	1	2:13.467	44.803	43.567	45.097	249.9	6:35.041	
								3	1	2:09.970	43.419	41.982	44.569	227.0	8:45.011	
								4	1	<b>2:04.122</b>	<b>41.591</b>	39.549	42.982	262.6	10:49.133	
<b>604</b>	<b>HR Spezialfedern GmbH &amp; Co KG</b> BMW M4 GT3															
	1.Jurgen ALZEN 6															
	2.Timo SCHEIBNER															
								1	1	2:28.124	1:11.604	37.400	39.120	156.7	2:28.124	
								2	1	<b>1:52.085</b>	<b>37.674</b>	<b>35.704</b>	38.707	286.9	4:20.209	
<b>607</b>	<b>JB racing TEAM</b> CHEVROLET C7 GT3 Corvette															
	1.Jurgen BENDER 6															
								1	1	4:00.801	2:40.847	38.224	41.730	127.2	4:00.801	
							2	1	1:58.176	39.063	37.782	41.331	273.2	5:58.977		



## National GT Challenge/P9 Challenge

### Mugello Racing Weekend

#### 2 Turno Prove Ufficiali

### Provisional Classification

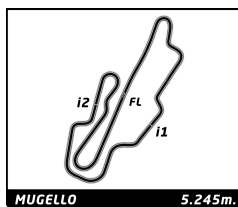
No Drivers	Team	Car	Cl.	Time	Lap Total	Gap	Kph
1 68 P. ALESSI / F. DANOVA	SF SQUADRA CORSE SRLS	Lamborghini Huracan ST EVO2	GT CUP 1	<b>1:48.171</b>	3 6	-	174.6
2 91 M. MAGLIOCOLA / B. STRIGNANO	SCUDERIA VESUVIO	Lamborghini Huracan GT3	GT3	<b>1:48.671</b>	2 5	+0.500	173.8
3 604 J. ALZEN / T. SCHEIBNER	HR Spezialfedern GmbH & Co KG	BMW M4 GT3	6	<b>1:48.835</b>	3 6	+0.664	173.5
4 6 G. TORELLI / D. GAGGIANESI	Rangoni Corse	Lamborghini Huracan ST	GT CUP 1	<b>1:49.605</b>	5 5	+1.434	172.3
5 90 A. AMBROSIO / P. PASTORE	SCUDERIA VESUVIO	Lamborghini Huracan GT3	GT3	<b>1:49.867</b>	3 6	+1.696	171.9
6 151 L. FERRARI / L. MEGNA	FORMULA RACING	Ferrari 488 Challenge EVO	GT CUP 2	<b>1:52.230</b>	2 6	+4.059	168.2
7 157 G. MARINARO / A. PALAZZO	BEST LAP	Ferrari 488 Challenge EVO	GT CUP 2	<b>1:53.656</b>	2 5	+5.485	166.1
8 25 B. PINAR / N. RISITANO	SEVEN HILLS MOTORSPORT	Ferrari 488 Challenge EVO	GT CUP 2	<b>1:53.759</b>	2 5	+5.588	166.0
9 27 M. GIRAUDI / G. GIRAUDI	GRT MOTORSPORT	Ferrari 488 Challenge EVO	GT CUP 2	<b>1:53.802</b>	5 5	+5.631	165.9
10 411 M. SUSSENGUTH	TEAM Sussenguth	PORSHIE 991 GT3 CUP GEN II	4b	<b>1:54.094</b>	2 2	+5.923	165.5
11 28 F. FRANGIONI / E. CASAZZA	TEAM CARS RACING	Porsche 911 GT3 CUP	GT CUP 2	<b>1:54.110</b>	5 5	+5.939	165.5
12 607 J. BENDER	JB racing TEAM	CHEVROLET C7 GT3 Corvette	6	<b>1:54.426</b>	2 3	+6.255	165.0
13 43 R. ROMAGNOLI / E. MARCHETTI	BEST LAP	Ferrari 488 Challenge EVO	GT CUP 2	<b>1:54.615</b>	5 5	+6.444	164.7
14 23 T. PETERSEN	FORMULA RACING	Ferrari 488 Challenge EVO	GT CUP 2	<b>1:54.732</b>	2 5	+6.561	164.6
15 24 M. MARULLA / G. GIRAUDI	RC MOTORSPORT	Ferrari 488 Challenge EVO	GT CUP 2	<b>1:54.931</b>	4 4	+6.760	164.3
16 50 H. LEE	FORMULA RACING	Ferrari 488 Challenge EVO	GT CUP 2	<b>1:55.804</b>	2 5	+7.633	163.1
17 11 R. MASSARO / M. MENEGHIN	SCUDERIA EMME	Ferrari 488 Challenge EVO	GT CUP 2	<b>1:56.103</b>	5 5	+7.932	162.6
18 42 M. SQUILLACI / E. ROMANI	TEAM CARS RACING	Porsche 992 GT3 CUP	GT CUP 2	<b>1:56.677</b>	5 5	+8.506	161.8
19 5 S. MAESTRI / A. RODIO	BEST LAP	Ferrari 488 Challenge EVO	GT CUP 2	<b>1:56.953</b>	2 5	+8.782	161.4
20 15 D. GOLIA / G. DE CUNTIS	BEST LAP	Ferrari 488 Challenge EVO	GT CUP 2	<b>1:57.043</b>	4 4	+8.872	161.3
21 7 A. FULGORI / D. PAOLETTI	TRACK AND GO	Porsche 992 GT3 CUP	GT CUP 2	<b>1:57.259</b>	2 5	+9.088	161.0
22 57 A. BRIGATTI / S. CONTI	LEMA RACING	Lamborghini Huracan ST EVO2	GT CUP1	<b>1:57.646</b>	5 5	+9.475	160.5
23 18 M. PITORRI / G. SIMONELLI	BEST LAP	Ferrari 488 GT3	GT3	<b>1:57.708</b>	4 4	+9.537	160.4
24 204 J. JANSEN	Spirit Race Team	AUDI R8 GT4	2b	<b>1:59.006</b>	5 5	+10.835	158.7
25 12 F. FEDE	TEAM CARS RACING	992 GT3 CUP	GT CUP 2	<b>2:01.056</b>	5 5	+12.885	156.0
26 202 M. WIEZORREK	Spirit Race Team	BMW M4 GT4 F82	2b	<b>2:01.908</b>	6 6	+13.737	154.9
27 10 M. JOCHER / S. JOCHER	TEAM JOCHER	BENTLEY Continental GT3	GTX	<b>2:02.669</b>	5 5	+14.498	153.9
28 9 A. REVELLO	TEAM CARS RACING	Porsche Carrera GT3	GT CUP 2	<b>2:16.747</b>	2 2	+28.576	138.1
29 30 D. RODA	GRT MOTORSPORT	Ferrari 458 CHALLENGE EVO	GT CUP 2		2	+3.662	+0.091
30 33 E. ROCCHI / . ARAMIS	SR&R SRL	Ferrari 458 CHALLENGE EVO	GT CUP 3				
31 507 A. LIENAU	Team Lienau	ASTON MARTIN V12 GT3	5				
32 510 S. JOCHER / M. JOCHER	Jocher Racing Team	BENTLEY Continental GT3	5				

**Fastest Lap:** Lap 3 | Pietro ALESSI | 1:48.171 | 174.6 Kph

Published at: .....

Track Status: **DRY**

<b>Direttore di Gara:</b> CANU Antonio Lic. 52925	<b>Il DS Cronometraggio</b> INNOCENTI Chiara Lic. 523246
---	--



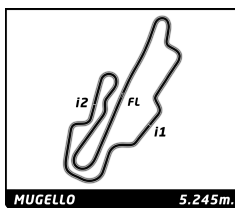
## National GT Challenge/P9 Challenge

### Mugello Racing Weekend

#### 2 Turno Prove Ufficiali

#### Best Sector Times

Sector 1		Sector 2		Sector 3		No Team	Class	Ideal Lap	Best Lap		
No	Driver	Time	No	Driver	Time	No					
1	91 M.MAGLIOCCOLA	36.725	91 M.MAGLIOCCOLA	33.126	68 P.ALESSI	37.816	1	68 SF SQUADRA CORSE SRLS	GT CUP 1	1:47.933	1:48.171 (1)
2	68 P.ALESSI	36.834	68 P.ALESSI	33.283	604 J.ALZEN	37.843	2	91 SCUDERIA VESUVIO	GT3	1:48.156	1:48.671 (2)
3	604 J.ALZEN	37.121	6 G.TORELLI	33.799	90 A.AMBROSIO	37.867	3	604 HR Spezialfedern GmbH & Co KG	6	1:48.835	1:48.835 (3)
4	6 G.TORELLI	37.313	604 J.ALZEN	33.871	91 M.MAGLIOCCOLA	38.305	4	6 Rangoni Corse	GT CUP 1	1:49.605	1:49.605 (4)
5	90 A.AMBROSIO	37.878	90 A.AMBROSIO	34.122	6 G.TORELLI	38.493	5	90 SCUDERIA VESUVIO	GT3	1:49.867	1:49.867 (5)
6	151 L.FERRARI	38.084	151 L.FERRARI	34.226	151 L.FERRARI	39.322	6	151 FORMULA RACING	GT CUP 2	1:51.632	1:52.230 (6)
7	411 M.SUSSENGUTH	38.205	25 B.PINAR	35.003	25 B.PINAR	39.374	7	25 SEVEN HILLS MOTORSPORT	GT CUP 2	1:52.998	1:53.759 (8)
8	43 R.ROMAGNOLI	38.543	27 M.GIRAUDI	35.245	157 G.MARINARO	39.552	8	27 GRT MOTORSPORT	GT CUP 2	1:53.567	1:53.802 (9)
9	27 M.GIRAUDI	38.596	157 G.MARINARO	35.376	27 M.GIRAUDI	39.726	9	157 BEST LAP	GT CUP 2	1:53.656	1:53.656 (7)
10	30 D.RODA	38.618	607 J.BENDER	35.408	43 R.ROMAGNOLI	39.752	10	411 TEAM Sussenguth	4b	1:53.694	1:54.094 (10)
11	25 B.PINAR	38.621	43 R.ROMAGNOLI	35.416	411 M.SUSSENGUTH	39.758	11	43 BEST LAP	GT CUP 2	1:53.711	1:54.615 (13)
12	24 M.MARULLA	38.628	28 F.FRANGIONI	35.527	23 T.PETERSEN	39.861	12	28 TEAM CARS RACING	GT CUP 2	1:54.110	1:54.110 (11)
13	28 F.FRANGIONI	38.722	23 T.PETERSEN	35.621	28 F.FRANGIONI	39.861	13	30 GRT MOTORSPORT	GT CUP 2	1:54.390	
14	157 G.MARINARO	38.728	411 M.SUSSENGUTH	35.731	30 D.RODA	39.862	14	607 JB racing TEAM	6	1:54.426	1:54.426 (12)
15	50 H.LEE	38.740	24 M.MARULLA	35.871	24 M.MARULLA	39.937	15	24 RC MOTORSPORT	GT CUP 2	1:54.436	1:54.931 (15)
16	42 M.SQUILLACI	38.829	30 D.RODA	35.910	607 J.BENDER	40.063	16	23 FORMULA RACING	GT CUP 2	1:54.602	1:54.732 (14)
17	607 J.BENDER	38.955	7 A.FULGORI	35.923	11 R.MASSARO	40.144	17	7 TRACK AND GO	GT CUP 2	1:55.178	1:57.259 (21)
18	7 A.FULGORI	38.990	11 R.MASSARO	35.939	18 M.PITORRI	40.209	18	50 FORMULA RACING	GT CUP 2	1:55.202	1:55.804 (16)
19	15 D.GOLIA	39.089	15 D.GOLIA	35.963	50 H.LEE	40.238	19	15 BEST LAP	GT CUP 2	1:55.592	1:57.043 (20)
20	23 T.PETERSEN	39.120	50 H.LEE	36.224	5 S.MAESTRI	40.263	20	11 SCUDERIA EMME	GT CUP 2	1:55.740	1:56.103 (17)
21	5 S.MAESTRI	39.458	5 S.MAESTRI	36.321	7 A.FULGORI	40.265	21	42 TEAM CARS RACING	GT CUP 2	1:55.897	1:56.677 (18)
22	11 R.MASSARO	39.657	42 M.SQUILLACI	36.352	57 A.BRIGATTI	40.494	22	5 BEST LAP	GT CUP 2	1:56.042	1:56.953 (19)
23	57 A.BRIGATTI	39.799	12 F.FEDE	36.670	15 D.GOLIA	40.540	23	12 TEAM CARS RACING	GT CUP 2	1:57.333	2:01.056 (25)
24	12 F.FEDE	40.056	204 J.JANSEN	36.731	12 F.FEDE	40.607	24	57 LEMA RACING	GT CUP1	1:57.646	1:57.646 (22)
25	18 M.PITORRI	40.445	18 M.PITORRI	37.054	42 M.SQUILLACI	40.716	25	18 BEST LAP	GT3	1:57.708	1:57.708 (23)
26	204 J.JANSEN	40.543	57 A.BRIGATTI	37.353	204 J.JANSEN	41.553	26	204 Spirit Race Team	2b	1:58.827	1:59.006 (24)
27	10 M.JOCHER	40.856	10 M.JOCHER	37.690	10 M.JOCHER	42.088	27	10 TEAM JOCHER	GTX	2:00.634	2:02.669 (27)
28	202 M.WIEZORREK	41.499	202 M.WIEZORREK	37.834	202 M.WIEZORREK	42.575	28	202 Spirit Race Team	2b	2:01.908	2:01.908 (26)
29	9 A.REVELLO	46.076	9 A.REVELLO	43.103	9 A.REVELLO	47.568	29	9 TEAM CARS RACING	GT CUP 2	2:16.747	2:16.747 (28)



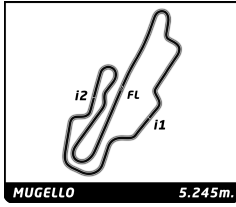
## National GT Challenge/P9 Challenge

### Mugello Racing Weekend

### 2 Turno Prove Ufficiali

### Best Top Speed

Team	Car	Class	Top Speed	Top 1 Kph Lap	Top 2 Kph Lap	Top 3 Kph Lap	Top 4 Kph Lap	Top 5 Kph Lap	Avg					
604 HR Spezialfedem GmbH & Co KG	BMW M4 GT3	6	<b>J. ALZEN</b>	289.9	4	289.1	3	289.1	6	287.6	2	180.0	1	267,1
68 SF SQUADRA CORSE SRLS	Lamborghini Huracan ST EVO2	GT CUP 1	<b>P. ALESSI</b>	281.7	4	280.9	3	280.9	6	278.8	2	184.3	1	261,3
6 Rangoni Corse	Lamborghini Huracan ST	GT CUP 1	<b>G. TORELLI</b>	277.3	3	275.9	5	273.9	2	175.9	4	139.2	1	228,4
90 SCUDERIA VESUVIO	Lamborghini Huracan GT3	GT3	<b>A. AMBROSIO</b>	276.6	3	273.9	6	273.2	4	272.5	2	179.1	5	255,1
607 JB racing TEAM	CHEVROLET C7 GT3 Corvette	6	<b>J. BENDER</b>	273.2	2	221.9	3	184.9	1					226,7
11 SCUDERIA EMME	Ferrari 488 Challenge EVO	GT CUP 2	<b>R. MASSARO</b>	269.8	5	268.4	3	267.1	2	158.9	4	135.9	1	220,0
43 BEST LAP	Ferrari 488 Challenge EVO	GT CUP 2	<b>R. ROMAGNOLI</b>	269.8	5	268.4	3	267.1	2	175.9	4	142.5	1	224,7
157 BEST LAP	Ferrari 488 Challenge EVO	GT CUP 2	<b>G. MARINARO</b>	269.1	5	268.4	2	268.4	3	178.2	1	124.0	4	221,6
151 FORMULA RACING	Ferrari 488 Challenge EVO	GT CUP 2	<b>L. FERRARI</b>	268.4	3	265.8	6	264.5	2	187.4	4	178.5	1	232,9
411 TEAM Sussenguth	PORSHE 991 GT3 CUP GEN II	4b	<b>M. SUSSENGUTH</b>	267.8	2	160.6	1							214,2
5 BEST LAP	Ferrari 488 Challenge EVO	GT CUP 2	<b>S. MAESTRI</b>	267.8	3	267.1	5	265.2	2	165.7	4	145.0	1	222,2
23 FORMULA RACING	Ferrari 488 Challenge EVO	GT CUP 2	<b>T. PETERSEN</b>	267.1	3	267.1	5	263.9	2	173.1	4	139.0	1	222,0
50 FORMULA RACING	Ferrari 488 Challenge EVO	GT CUP 2	<b>H. LEE</b>	267.1	3	265.2	2	264.5	5	168.8	1	160.1	4	225,1
27 GRT MOTORSPORT	Ferrari 488 Challenge EVO	GT CUP 2	<b>M. GIRAUDI</b>	265.8	5	264.5	2	164.2	3	122.7	4	116.2	1	186,7
91 SCUDERIA VESUVIO	Lamborghini Huracan GT3	GT3	<b>M. MAGLIOCOCCA</b>	265.8	3	264.5	5	263.2	2	123.0	1			229,1
9 TEAM CARS RACING	Porsche Carrera GT3	GT CUP 2	<b>A. REVELLO</b>	265.2	2	147.9	1							206,6
7 TRACK AND GO	Porsche 992 GT3 CUP	GT CUP 2	<b>A. FULGORI</b>	263.9	5	261.3	3	259.5	2	139.2	4	138.7	1	212,5
57 LEMA RACING	Lamborghini Huracan ST EVO2	GT CUP1	<b>A. BRIGATTI</b>	263.9	5	263.2	3	260.1	2	143.1	1	129.9	4	212,0
10 TEAM JOCHER	BENTLEY Continental GT3	GTX	<b>M. JOCHER</b>	263.9	5	261.3	3	260.1	2	130.4	4	108.1	1	204,8
15 BEST LAP	Ferrari 488 Challenge EVO	GT CUP 2	<b>D. GOLIA</b>	263.9	2	258.9	4	170.7	3	120.7	1			203,6
25 SEVEN HILLS MOTORSPORT	Ferrari 488 Challenge EVO	GT CUP 2	<b>B. PINAR</b>	263.2	3	262.6	5	260.1	2	174.2	4	121.3	1	216,3
12 TEAM CARS RACING	992 GT3 CUP	GT CUP 2	<b>F. FEDE</b>	262.6	3	262.0	5	257.0	2	170.7	4	145.3	1	219,5
24 RC MOTORSPORT	Ferrari 488 Challenge EVO	GT CUP 2	<b>M. MARULLA</b>	262.6	2	262.0	4	168.3	3	130.5	1			205,9
28 TEAM CARS RACING	Porsche 911 GT3 CUP	GT CUP 2	<b>F. FRANGIONI</b>	262.6	3	260.7	5	258.2	2	170.7	4	168.8	1	224,2
30 GRT MOTORSPORT	Ferrari 488 CHALLENGE EVO	GT CUP 2	<b>D. RODA</b>	262.6	2	121.6	1							192,1
18 BEST LAP	Ferrari 488 GT3	GT3	<b>M. PITORRI</b>	262.0	4	259.5	2	166.2	1	161.8	3			212,4
42 TEAM CARS RACING	Porsche 992 GT3 CUP	GT CUP 2	<b>M. SQUILLACI</b>	262.0	5	261.3	3	260.7	2	168.3	1	166.2	4	223,7
204 Spirit Race Team	AUDI R8 GT4	2b	<b>J. JANSEN</b>	252.3	5	251.7	2	166.2	3	154.2	1	149.1	4	194,7
202 Spirit Race Team	BMW M4 GT4 F82	2b	<b>M. WIEZORREK</b>	241.1	6	237.4	2	156.0	1	145.0	5			194,9
507 Team Lienau	ASTON MARTIN V12 GT3	5												
510 Jocher Racing Team	BENTLEY Continental GT3	5												
33 SR&R SRL	Ferrari 488 CHALLENGE EVO	GT CUP 3												



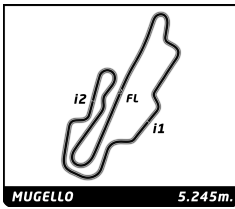
## National GT Challenge/P9 Challenge

### Mugello Racing Weekend

#### 2 Turno Prove Ufficiali

#### Fastest Lap Sequence

Elapsed	No Team	Car	Class	Driver	Time	Kph	Lap
4:00.739	<b>68</b> SF SQUADRA CORSE SRLS	Lamborghini Huracan ST EVO2	GT CUP 1	<b>Pietro ALESSI</b>	<b>1:55.914</b>	162.9	2
4:01.543	<b>604</b> HR Spezialfedem GmbH & Co KG	BMW M4 GT3	6	<b>Jurgen ALZEN</b>	<b>1:51.161</b>	169.9	2
5:32.687	<b>91</b> SCUDERIA VESUVIO	Lamborghini Huracan GT3	GT3	<b>Mariano MAGLIOCCOLA</b>	<b>1:48.671</b>	173.8	2
5:48.910	<b>68</b> SF SQUADRA CORSE SRLS	Lamborghini Huracan ST EVO2	GT CUP 1	<b>Pietro ALESSI</b>	<b>1:48.171</b>	174.6	3



# National GT Challenge/P9 Challenge

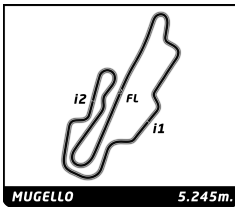
## Mugello Racing Weekend

### 2 Turno Prove Ufficiali

## Sector Analysis

— Invalidated Lap    ■ Personal Best    ■ Session Best    B Crossing the pit lane

Lap	D	Time	Sector 1	Sector 2	Sector 3	T.Spd	Elapsed	Lap	D	Time	Sector 1	Sector 2	Sector 3	T.Spd	Elapsed	
<b>5</b>	<b>BEST LAP</b> Ferrari 488 Challenge EVO 1.Stefano MAESTRI GT CUP 2 2.Alberto RODIO							2	1	2:05.412	43.831	40.357	41.224	257.0	4:47.492	
	3	1	6:22.536	B	40.056	36.670	5:05.810	262.6	11:10.028							
	4	1	2:16.943	56.514	39.342	41.087	170.7	13:26.971								
	5	1	2:01.056	40.479	39.970	40.607	262.0	15:28.027								
	1	1	3:54.849	2:37.145	37.406	40.298	145.0	3:54.849								
	2	1	1:56.953	39.523	36.612	40.818	265.2	5:51.802								
<b>6</b>	<b>Rangoni Corse</b> Lamborghini Huracan ST 1.Gabriele TORELLI GT CUP 1 2.Davide GAGGIANESI							3	1	6:10.510	B	46.919		267.8	12:02.312	
	4	1	2:04.575	47.678	36.634	40.263	165.7	14:06.887								
	5	1	1:56.644	39.458	36.321	40.865	267.1	16:03.531								
	1	1	3:02.995	1:43.228	39.297	40.470	139.2	3:02.995								
	2	1	1:55.912	38.993	35.960	40.959	273.9	4:58.907								
	3	1	6:12.582	B	37.359	35.192	5:00.031	277.3	11:11.489							
<b>7</b>	<b>TRACK AND GO</b> Porsche 992 GT3 CUP 1.Alberto Jr. FULGORI GT CUP 2 2.Daniilo PAOLETTI							4	1	2:00.263	45.560	35.249	39.454	175.9	13:11.752	
	5	1	1:49.605	37.313	33.799	38.493	275.9	15:01.357								
	1	1	2:58.997	1:37.711	39.728	41.558	138.7	2:58.997								
	2	1	1:57.259	40.230	36.579	40.450	259.5	4:56.256								
	3	1	6:36.810	B	38.990	35.781	5:22.039	261.3	11:33.066							
	4	1	2:06.169	49.139	35.923	41.107	139.2	13:39.235								
<b>9</b>	<b>TEAM CARS RACING</b> Porsche Carrera GT3 1.Alessandro REVELLO GT CUP 2							5	1	2:38.831	1:20.609	37.957	40.265	263.9	16:18.066	
	1	1	2:46.419	1:12.302	46.211	47.906	147.9	2:46.419								
	2	1	2:16.747	46.076	43.103	47.568	265.2	5:03.166								
	3	1	6:36.810	B	38.990	35.781	5:22.039	261.3	11:33.066							
	4	1	2:06.169	49.139	35.923	41.107	139.2	13:39.235								
	5	1	2:38.831	1:20.609	37.957	40.265	263.9	16:18.066								
<b>10</b>	<b>TEAM JOCHER</b> BENTLEY Continental GT3 1.Matthias JOCHER GTX 2.Stephan JOCHER							5	1	1:58.130	39.440	36.950	41.740	267.1	15:23.215	
	1	1	3:33.516	2:11.149	39.711	42.656	108.1	3:33.516								
	2	1	2:03.232	40.856	38.573	43.803	260.1	5:36.748								
	3	1	6:00.869	B	43.484		261.3	11:37.617								
	4	1	2:13.197	52.876	38.233	42.088	130.4	13:50.814								
	5	1	2:02.669	40.961	37.690	44.018	263.9	15:53.483								
<b>11</b>	<b>SCUDERIA EMME</b> Ferrari 488 Challenge EVO 1.Rodolfo MASSARO GT CUP 2 2.Maia MENEGHIN							5	1	1:55.233	38.621	36.061	40.551	262.6	15:14.445	
	1	1	3:24.676	1:54.738	46.385	43.553	135.9	3:24.676								
	2	1	1:58.423	40.746	37.533	40.144	267.1	5:23.099								
	3	1	6:01.151	B	39.717	48.182	4:33.252	268.4	11:24.250							
	4	1	2:23.757	51.369	41.098	51.290	158.9	13:48.007								
	5	1	1:56.103	40.002	35.939	40.162	269.8	15:44.110								
<b>12</b>	<b>TEAM CARS RACING</b> 992 GT3 CUP 1.Fabrizio FEDE GT CUP 2							5	1	1:53.802	38.596	35.480	39.726	265.8	15:23.321	
	1	1	2:42.080	1:16.058	41.907	44.115	145.3	2:42.080								
	<b>15</b>	<b>BEST LAP</b> Ferrari 488 Challenge EVO 1.Domenico Vincenzo GOLIF GT CUP 2 2.Giovanni DE CUNTIS							2	1	2:05.412	43.831	40.357	41.224	257.0	4:47.492
		3	1	6:22.536	B	40.056	36.670	5:05.810	262.6	11:10.028						
		4	1	2:16.943	56.514	39.342	41.087	170.7	13:26.971							
		5	1	2:01.056	40.479	39.970	40.607	262.0	15:28.027							
1		1	4:27.433	2:59.861	42.923	44.649	120.7	4:27.433								
2		1	2:43.735	B	41.047	37.860	1:24.828	263.9	7:11.168							
<b>18</b>	<b>BEST LAP</b> Ferrari 488 GT3 1.Maurizio PITORRI GT3 2.Gianluigi SIMONELLI							3	1	6:00.542	4:42.120	37.443	40.979	170.7	13:11.710	
	4	1	1:57.043	39.597	36.906	40.540	258.9	15:08.753								
	1	1	5:12.058	3:51.696	38.598	41.764	166.2	5:12.058								
	2	1	6:10.526	B	40.704	40.943	4:48.879	259.5	11:22.584							
	3	1	2:09.601	49.298	37.593	42.710	161.8	13:32.185								
	4	1	1:57.708	40.445	37.054	40.209	262.0	15:29.893								
<b>23</b>	<b>FORMULA RACING</b> Ferrari 488 Challenge EVO 1.Thomas PETERSEN GT CUP 2							5	1	1:58.130	39.440	36.950	41.740	267.1	15:23.215	
	1	1	3:07.113	1:45.186	40.111	41.816	139.0	3:07.113								
	2	1	1:54.732	39.250	35.621	39.861	263.9	5:01.845								
	3	1	6:13.158	B	39.120	36.038	4:58.000	267.1	11:15.003							
	4	1	2:10.082	49.323	38.714	42.045	173.1	13:25.085								
	5	1	1:58.130	39.440	36.950	41.740	267.1	15:23.215								
<b>24</b>	<b>RC MOTORSPORT</b> Ferrari 488 Challenge EVO 1.Matteo MARULLA GT CUP 2 2.Gian Luca GIRAUDI							5	1	1:53.802	38.596	35.480	39.726	265.8	15:23.321	
	1	1	4:35.048	3:06.826	45.255	42.967	130.5	4:35.048								
	2	1	6:32.685	B	40.454	37.243	5:14.988	262.6	11:07.733							
	3	1	2:09.014	48.502	37.064	43.448	168.3	13:16.747								
	4	1	1:54.931	39.074	35.920	39.937	262.0	15:11.678								
	5	1	1:58.130	39.440	36.950	41.740	267.1	15:23.215								
<b>25</b>	<b>SEVEN HILLS MOTORSPORT</b> Ferrari 488 Challenge EVO 1.Barkin PINAR GT CUP 2 2.Nicholas RISITANO							5	1	1:55.233	38.621	36.061	40.551	262.6	15:14.445	
	1	1	3:48.049	2:21.141	38.585	48.323	121.3	3:48.049								
	2	1	1:53.759	39.183	35.202	39.374	260.1	5:41.808								
	3	1	5:26.874	B	42.247		263.2	11:08.682								
	4	1	2:10.530	48.316	40.902	41.312	174.2	13:19.212								
	5	1	1:55.233	38.621	36.061	40.551	262.6	15:14.445								
<b>27</b>	<b>GRT MOTORSPORT</b> Ferrari 488 Challenge EVO 1.Michele GIRAUDI GT CUP 2 2.Giovanni GIRAUDI							5	1	1:56.103	40.002	35.939	40.162	269.8	15:44.110	
	1	1	4:16.363	2:47.899	43.738	44.726	116.2	4:16.363								
	2	1	1:54.460	39.109	35.245	40.106	264.5	6:10.823								
	3	1	5:06.177	B	49.323		164.2	11:17.000								
	4	1	2:12.519	52.346	37.140	43.033	122.7	13:29.519								
	5	1	1:53.802	38.596	35.480	39.726	265.8	15:23.321								



# National GT Challenge/P9 Challenge

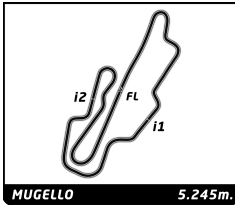
## Mugello Racing Weekend

### 2 Turno Prove Ufficiali

## Sector Analysis

— Invalidated Lap   ■ Personal Best   ■ Session Best   B Crossing the pit lane

Lap	D	Time	Sector 1	Sector 2	Sector 3	T.Spd	Elapsed	Lap	D	Time	Sector 1	Sector 2	Sector 3	T.Spd	Elapsed
<b>28</b>	<b>TEAM CARS RACING</b> Porsche 911 GT3 CUP 1.Filippo FRANGIONI GT CUP 2 2.Edoardo CASAZZA							2	1	1:55.914	39.458	37.929	38.527	278.8	4:00.739
	3	1	<b>1:48.171</b>	36.876	33.479	<b>37.816</b>	280.9	5:48.910							
	4	1	6:43.648 <b>B</b>	38.562			281.7	12:32.558							
	5	1	1:59.975	46.054	34.598	39.323	184.3	14:32.533							
	6	1	1:50.950	<b>36.834</b>	<b>33.283</b>	40.833	280.9	16:23.483							
	1	1	3:26.032	2:03.262	40.308	42.462	168.8	3:26.032							
<b>30</b>	<b>GRT MOTORSPORT</b> Ferrari 458 CHALLENGE EVO 1.Davide RODA GT CUP 2							2	1	2:01.352	40.865	38.035	42.452	258.2	5:27.384
	3	1	1:38.694 <b>B</b>	39.540			262.6	7:06.078							
	4	1	6:00.347	4:44.432	35.707	40.208	170.7	13:06.425							
<b>42</b>	<b>TEAM CARS RACING</b> Porsche 992 GT3 CUP 1.Marco SQUILLACI GT CUP 2 2.Emanuele ROMANI							5	1	<b>1:54.110</b>	<b>38.722</b>	<b>35.527</b>	<b>39.861</b>	260.7	15:00.535
	1	1	2:16.401	58.952	36.945	40.504	121.6	2:16.401							
	2	1	<b>1:54.823</b>	39.051	<b>35.910</b>	<b>39.862</b>	262.6	4:11.224							
	3	1	6:12.524 <b>B</b>	<b>38.829</b>	35.910	4:57.785	261.3	11:13.512							
	4	1	2:07.445	48.170	37.289	41.986	166.2	13:20.957							
	5	1	<b>1:56.677</b>	39.609	<b>36.352</b>	<b>40.716</b>	262.0	15:17.634							
<b>43</b>	<b>BEST LAP</b> Ferrari 488 Challenge EVO 1.Riccardo ROMAGNOLI GT CUP 2 2.Elio MARCHETTI							1	1	3:14.076	1:47.525	43.818	42.733	142.5	3:14.076
	2	1	1:57.228	40.020	36.357	40.851	267.1	5:11.304							
	3	1	6:19.525 <b>B</b>	<b>38.543</b>	39.139	5:01.843	268.4	11:30.829							
	4	1	2:07.292	47.309	37.198	42.785	175.9	13:38.121							
	5	1	<b>1:54.615</b>	39.447	<b>35.416</b>	<b>39.752</b>	269.8	15:32.736							
	1	1	2:48.422	1:26.840	39.938	41.644	168.3	2:48.422							
<b>50</b>	<b>FORMULA RACING</b> Ferrari 488 Challenge EVO 1.Hsuan LEE GT CUP 2							2	1	2:12.566	52.484	38.617	41.465	260.7	5:00.988
	3	1	6:12.524 <b>B</b>	<b>38.829</b>	35.910	4:57.785	261.3	11:13.512							
	4	1	2:07.445	48.170	37.289	41.986	166.2	13:20.957							
	5	1	<b>1:56.677</b>	39.609	<b>36.352</b>	<b>40.716</b>	262.0	15:17.634							
	1	1	2:36.063	1:15.970	38.299	41.794	168.8	2:36.063							
	2	1	<b>1:55.804</b>	39.152	36.414	<b>40.238</b>	265.2	4:31.867							
<b>57</b>	<b>LEMA RACING</b> Lamborghini Huracan ST EVO2 1.Alessandro BRIGATTI GT CUP1 2.Simone CONTI							3	1	1:51.408	38.194	<b>34.226</b>	38.988	268.4	6:12.421
	4	1	5:05.543 <b>B</b>	49.556			187.4	11:17.964							
	5	1	2:06.575	50.552	35.780	40.243	122.7	13:24.539							
	6	1	1:53.035	<b>38.084</b>	34.545	40.406	265.8	15:17.574							
	1	1	2:26.569	1:02.005	40.723	43.841	143.1	2:26.569							
	2	1	2:58.528	1:37.138	40.785	40.605	260.1	5:25.097							
<b>68</b>	<b>SF SQUADRA CORSE SRLS</b> Lamborghini Huracan ST EVO2 1.Pietro ALESSI GT CUP 1 2.Federico DANOVA							3	1	5:39.958 <b>B</b>	42.212			268.4	11:18.614
	4	1	2:12.022	49.076	36.397	46.549	160.1	13:18.061							
	5	1	1:59.123	39.326	37.203	42.594	264.5	15:17.184							
	1	1	2:12.962	51.000	37.743	44.449	129.9	13:33.511							
	5	1	<b>1:57.646</b>	<b>39.799</b>	<b>37.353</b>	<b>40.494</b>	263.9	15:31.157							
	1	1	2:04.825	49.973	35.142	39.710	184.3	2:04.825							
<b>90</b>	<b>SCUDERIA VESUVIO</b> Lamborghini Huracan GT3 1.Angelo AMBROSIO GT3 2.Pasquale PASTORE							2	1	2:18.738	1:02.143	36.497	40.098	175.9	2:18.738
	3	1	<b>1:49.867</b>	<b>37.878</b>	<b>34.122</b>	<b>37.867</b>	276.6	6:03.311							
	4	1	5:24.929 <b>B</b>	46.054			273.2	11:28.240							
	5	1	2:03.959	47.541	35.251	41.167	179.1	13:32.199							
	6	1	1:52.102	38.760	35.081	38.261	273.9	15:24.301							
	2	1	1:54.706	39.614	35.254	39.838	272.5	4:13.444							
<b>91</b>	<b>SCUDERIA VESUVIO</b> Lamborghini Huracan GT3 1.Mariano MAGLIOCCOLA GT3 2.Benedetto STRIGNANO							3	1	5:56.651 <b>B</b>	36.625			265.8	11:29.338
	4	1	2:06.054	46.743	37.554	41.757		13:35.392							
	5	1	2:08.943	38.138	42.751	48.054	264.5	15:44.335							
	1	1	3:44.016	2:26.632	35.914	41.470	123.0	3:44.016							
	2	1	<b>1:48.671</b>	37.240	<b>33.126</b>	<b>38.305</b>	263.2	5:32.687							
	3	1	5:56.651 <b>B</b>	36.625			265.8	11:29.338							
<b>151</b>	<b>FORMULA RACING</b> Ferrari 488 Challenge EVO 1.Luigi FERRARI GT CUP 2 2.Leonardo MEGNA							4	1	5:05.543 <b>B</b>	49.556			187.4	11:17.964
	5	1	2:06.575	50.552	35.780	40.243	122.7	13:24.539							
	6	1	1:53.035	<b>38.084</b>	34.545	40.406	265.8	15:17.574							
	1	1	2:28.783	1:11.867	35.850	41.066	178.5	2:28.783							
	2	1	<b>1:52.230</b>	38.291	34.617	<b>39.322</b>	264.5	4:21.013							
	3	1	1:51.408	38.194	<b>34.226</b>	38.988	268.4	6:12.421							
<b>157</b>	<b>BEST LAP</b> Ferrari 488 Challenge EVO 1.Giuseppe MARINARO GT CUP 2 2.Alessandro PALAZZO							4	1	5:05.543 <b>B</b>	49.556			187.4	11:17.964
	5	1	2:06.575	50.552	35.780	40.243	122.7	13:24.539							
	6	1	1:53.035	<b>38.084</b>	34.545	40.406	265.8	15:17.574							
	1	1	3:45.000	2:27.362	36.618	41.020	178.2	3:45.000							
	2	1	<b>1:53.656</b>	<b>38.728</b>	<b>35.376</b>	<b>39.552</b>	268.4	5:38.656							
	3	1	5:39.958 <b>B</b>	42.212			268.4	11:18.614							
<b>202</b>	<b>Spirit Race Team</b> BMW M4 GT4 F82 1.Marc WIEZORREK 2b							4	1	2:12.962	51.220	37.989	43.753	124.0	13:31.576
	5	1	2:01.986	40.667	37.658	43.661	269.1	15:33.562							
	1	1	2:26.569	1:02.005	40.723	43.841	143.1	2:26.569							
	2	1	2:58.528	1:37.138	40.785	40.605	260.1	5:25.097							
	3	1	5:55.222 <b>B</b>	39.836			263.2	11:20.319							
	4	1	2:13.192	51.000	37.743	44.449	129.9	13:33.511							
5	1	<b>1:57.646</b>	<b>39.799</b>	<b>37.353</b>	<b>40.494</b>	263.9	15:31.157								
1	1	4:18.600	2:50.340	43.350	44.910	156.0	4:18.600								
2	1	2:43.606 <b>B</b>	41.849	38.850	1:22.907	237.4	7:02.206								
3	1	1:53.153 <b>B</b>					8:55.359								
4	1	2:47.513 <b>B</b>					11:42.872								
5	1	2:14.574	51.652	38.604	44.318	145.0	13:57.446								
6	1	<b>2:01.908</b>	<b>41.499</b>	<b>37.834</b>	<b>42.575</b>	241.1	15:59.354								



# National GT Challenge/P9 Challenge

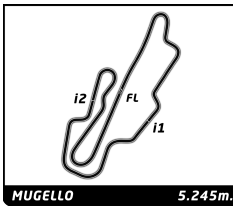
## Mugello Racing Weekend

### 2 Turno Prove Ufficiali

## Sector Analysis

\_ Invalidated Lap    
 ■ Personal Best    
 ■ Session Best    
 B Crossing the pit lane

Lap	D	Time	Sector 1	Sector 2	Sector 3	T.Sp	Elapsed	Lap	D	Time	Sector 1	Sector 2	Sector 3	T.Sp	Elapsed
<b>204</b>		<b>Spirit Race Team</b>					AUDI R8 GT4								
		1.Julian JANSEN					2b								
1	1	4:13.033	2:45.554	40.988	46.491	154.2	4:13.033								
2	1	1:59.932	40.673	<b>36.731</b>	42.528	251.7	6:12.965								
3	1	5:28.212 <b>B</b>	56.731			166.2	11:41.177								
4	1	2:15.131	52.105	38.340	44.686	149.1	13:56.308								
5	1	<b>1:59.006</b>	<b>40.543</b>	36.910	<b>41.553</b>	252.3	15:55.314								
<b>411</b>		<b>TEAM Sussenguth</b>					PORSHE 991 GT3 CUP GEN II								
		1.Manuel SUSSENGUTH					4b								
1	1	2:31.583	1:06.904	39.304	45.375	160.6	2:31.583								
2	1	<b>1:54.094</b>	38.605	<b>35.731</b>	<b>39.758</b>	267.8	4:25.677								
<b>604</b>		<b>HR Spezialfedern GmbH &amp; Co KG</b>					BMW M4 GT3								
		1.Jurgen ALZEN					6								
		2.Timo SCHEIBNER													
1	1	2:10.382	53.652	37.909	38.821	180.0	2:10.382								
2	1	1:51.161	37.869	35.176	38.116	287.6	4:01.543								
3	1	<b>1:48.835</b>	<b>37.121</b>	<b>33.871</b>	<b>37.843</b>	289.1	5:50.378								
4	1	5:49.505 <b>B</b>	38.053			289.9	11:39.883								
5	1	2:02.901	47.776	35.448	39.677	180.0	13:42.784								
6	1	1:50.499	37.374	34.612	38.513	289.1	15:33.283								
<b>607</b>		<b>JB racing TEAM</b>					CHEVROLET C7 GT3 Corvette								
		1.Jurgen BENDER					6								
1	1	2:44.798	1:27.544	36.803	40.451	184.9	2:44.798								
2	1	<b>1:54.426</b>	<b>38.955</b>	<b>35.408</b>	<b>40.063</b>	273.2	4:39.224								
3	1	8:22.336 <b>B</b>	42.285	40.283	6:59.768	221.9	13:01.560								



## National GT Challenge/P9 Challenge

### Mugello Racing Weekend

#### Gara 1 (40 Minutes)

### Provisional Classification

No Drivers	Team	Car	Cl.	Laps	Total Time	Gap	Kph	Best Lap			
								Lap	Time	Kph	
1	6 G. TORELLI / D. GAGGIANESI	Rangoni Corse	Lamborghini Huracan ST	GT CUP 1	21	41:32.446	-	159.1	2	1:50.584	170.7
2	604 J. ALZEN / T. SCHEIBNER	HR Spezialfedem GmbH & Co KG	BMW M4 GT3	6	21	42:26.149	+53.703	155.7	3	1:51.447	169.4
3	151 L. FERRARI / L. MEGNA	FORMULA RACING	Ferrari 488 Challenge EVO	GT CUP 2	21	42:36.020	+1:03.574	155.1	12	1:54.456	165.0
4	7 A. FULGORI / D. PAOLETTI	TRACK AND GO	Porsche 992 GT3 CUP	GT CUP 2	21	43:07.497	+1:35.051	153.2	3	1:55.073	164.1
5	157 G. MARINARO / A. PALAZZO	BEST LAP	Ferrari 488 Challenge EVO	GT CUP 2	21	43:08.203	+1:35.757	153.2	9	1:56.087	162.7
6	43 R. ROMAGNOLI / E. MARCHETTI	BEST LAP	Ferrari 488 Challenge EVO	GT CUP 2	21	43:11.454	+1:39.008	153.0	7	1:56.666	161.8
7	90 A. AMBROSIO / P. PASTORE	SCUDERIA VESUVIO	Lamborghini Huracan GT3	GT3	21	43:13.281	+1:40.835	152.9	10	1:53.785	165.9
8	25 B. PINAR / N. RISITANO	SEVEN HILLS MOTORSPORT	Ferrari 488 Challenge EVO	GT CUP 2	21	43:22.608	+1:50.162	152.4	17	1:55.113	164.0
9	27 M. GIRAUDI / G. GIRAUDI	GRT MOTORSPORT	Ferrari 488 Challenge EVO	GT CUP 2	21	43:23.502	+1:51.056	152.3	17	1:57.117	161.2
10	11 R. MASSARO / M. MENEGHIN	SCUDERIA EMME	Ferrari 488 Challenge EVO	GT CUP 2	21	43:29.644	+1:57.198	151.9	2	1:54.509	164.9
11	57 A. BRIGATTI / S. CONTI	LEMA RACING	Lamborghini Huracan ST EVO2	GT CUP 1	20	41:32.599	1 Lap	151.5	2	1:54.241	165.3
12	15 D. GOLIA / G. DE CUNTIS	BEST LAP	Ferrari 488 Challenge EVO	GT CUP 2	20	41:43.763	1 Lap	150.8	8	1:57.342	160.9
13	12 F. FEDE	TEAM CARS RACING	992 GT3 CUP	GT CUP 2	20	41:56.149	1 Lap	150.1	13	1:58.015	160.0
14	24 M. MARULLA / G. GIRAUDI	RC MOTORSPORT	Ferrari 488 Challenge EVO	GT CUP 2	20	41:58.585	1 Lap	149.9	10	1:57.421	160.8
15	50 H. LEE	FORMULA RACING	Ferrari 488 Challenge EVO	GT CUP 2	20	42:01.858	1 Lap	149.7	3	1:58.675	159.1
16	411 M. SUSSENGUTH	TEAM Sussenguth	PORSCHE 991 GT3 CUP GEN II	4b	20	42:11.584	1 Lap	149.2	14	1:57.693	160.4
17	5 S. MAESTRI / A. RODIO	BEST LAP	Ferrari 488 Challenge EVO	GT CUP 2	20	42:15.682	1 Lap	148.9	4	1:58.389	159.5
18	10 M. JOCHER / S. JOCHER	TEAM JOCHER	BENTLEY Continental GT3	GTX	20	42:21.625	1 Lap	148.6	9	1:54.997	164.2
19	18 M. PITORRI / G. SIMONELLI	BEST LAP	Ferrari 488 GT3	GT3	20	42:23.562	1 Lap	148.5	8	1:57.335	160.9
20	23 T. PETERSEN	FORMULA RACING	Ferrari 488 Challenge EVO	GT CUP 2	20	42:24.728	1 Lap	148.4	12	1:57.791	160.3
21	607 J. BENDER	JB racing TEAM	CHEVROLET C7 GT3 Corvette	6	20	42:36.176	1 Lap	147.7	7	1:57.708	160.4
22	28 F. FRANGIONI / E. CASAZZA	TEAM CARS RACING	Porsche 911 GT3 CUP	GT CUP 2	20	42:48.815	1 Lap	147.0	5	2:00.240	157.0
23	204 J. JANSEN	Spirit Race Team	AUDI R8 GT4	2b	20	43:16.427	1 Lap	145.4	8	2:01.093	155.9
24	507 A. LIENAU	Team Lienau	ASTON MARTIN V12 GT3	5	19	41:44.358	2 Laps	143.3	13	2:00.988	156.1
25	42 M. SQUILLACI / E. ROMANI	TEAM CARS RACING	Porsche 992 GT3 CUP	GT CUP 2	19	42:55.882	2 Laps	139.3	15	2:04.255	152.0
26	202 M. WIEZORREK	Spirit Race Team	BMW M4 GT4 F82	2b	18	41:41.597	3 Laps	135.9	11	2:05.723	150.2
27	33 E. ROCCHI / . ARAMIS	SR&R SRL	Ferrari 458 CHALLENGE EVO	GT CUP 3	18	43:37.149	3 Laps	129.9	14	2:09.418	145.9
28	9 A. REVELLO	TEAM CARS RACING	Porsche Carrera GT3	GT CUP 2	17	42:23.106	4 Laps	126.2	12	2:16.667	138.2
<b>Retired</b>											
68	P. ALESSI / F. DANOVA	SF SQUADRA CORSE SRLS	Lamborghini Huracan ST EVO2	GT CUP 1	5	9:15.726			2	1:49.321	172.7
30	D. RODA	GRT MOTORSPORT	Ferrari 458 CHALLENGE EVO	GT CUP 2							
91	M. MAGLIOCCOLA / B. STRIGNANO	SCUDERIA VESUVIO	Lamborghini Huracan GT3	GT3							

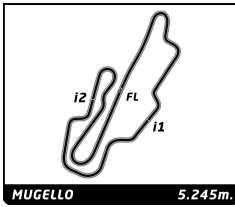
<b>Pole Position:</b>	Pietro ALESSI	1:47.858	175.1 Kph
<b>Fastest Lap:</b>	Lap 2 Pietro ALESSI	1:49.321	172.7 Kph

DRIVER #33 +5 SEC TIME PENALTY DUE TO TRACK LIMITS

Published at: .....

Track Status: **DRY**

<b>Direttore di Gara:</b> CANU Antonio Lic. 52925	<b>Il DS Cronometraggio</b> INNOCENTI Chiara Lic. 523246
---	--



## National GT Challenge/P9 Challenge

### Mugello Racing Weekend

#### Gara 1 (40 Minutes)

### Provisional Classification by Class

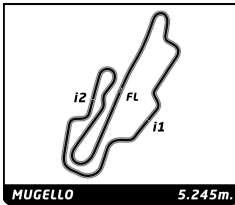
No Drivers	Team	Car	Laps	Total Time	Gap	Kph	Best Lap			
							Lap	Time	Kph	
<b>GT CUP 2</b>										
1	151 L. FERRARI / L. MEGNA	FORMULA RACING	Ferrari 488 Challenge EVO	21	42:36.020		155.1	12	1:54.456	165.0
2	7 A. FULGORI / D. PAOLETTI	TRACK AND GO	Porsche 992 GT3 CUP	21	43:07.497	+31.477	153.2	3	1:55.073	164.1
3	157 G. MARINARO / A. PALAZZO	BEST LAP	Ferrari 488 Challenge EVO	21	43:08.203	+32.183	153.2	9	1:56.087	162.7
4	43 R. ROMAGNOLI / E. MARCHETTI	BEST LAP	Ferrari 488 Challenge EVO	21	43:11.454	+35.434	153.0	7	1:56.666	161.8
5	25 B. PINAR / N. RISITANO	SEVEN HILLS MOTORSPORT	Ferrari 488 Challenge EVO	21	43:22.608	+46.588	152.4	17	1:55.113	164.0
6	27 M. GIRAUDI / G. GIRAUDI	GRT MOTORSPORT	Ferrari 488 Challenge EVO	21	43:23.502	+47.482	152.3	17	1:57.117	161.2
7	11 R. MASSARO / M. MENEGHIN	SCUDERIA EMME	Ferrari 488 Challenge EVO	21	43:29.644	+53.624	151.9	2	1:54.509	164.9
8	15 D. GOLIA / G. DE CUNTIS	BEST LAP	Ferrari 488 Challenge EVO	20	41:43.763	1 Lap	150.8	8	1:57.342	160.9
9	12 F. FEDE	TEAM CARS RACING	992 GT3 CUP	20	41:56.149	1 Lap	150.1	13	1:58.015	160.0
10	24 M. MARULLA / G. GIRAUDI	RC MOTORSPORT	Ferrari 488 Challenge EVO	20	41:58.585	1 Lap	149.9	10	1:57.421	160.8
11	50 H. LEE	FORMULA RACING	Ferrari 488 Challenge EVO	20	42:01.858	1 Lap	149.7	3	1:58.675	159.1
12	5 S. MAESTRI / A. RODIO	BEST LAP	Ferrari 488 Challenge EVO	20	42:15.682	1 Lap	148.9	4	1:58.389	159.5
13	23 T. PETERSEN	FORMULA RACING	Ferrari 488 Challenge EVO	20	42:24.728	1 Lap	148.4	12	1:57.791	160.3
14	28 F. FRANGIONI / E. CASAZZA	TEAM CARS RACING	Porsche 911 GT3 CUP	20	42:48.815	1 Lap	147.0	5	2:00.240	157.0
15	42 M. SQUILLACI / E. ROMANI	TEAM CARS RACING	Porsche 992 GT3 CUP	19	42:55.882	2 Laps	139.3	15	2:04.255	152.0
16	9 A. REVELLO	TEAM CARS RACING	Porsche Carrera GT3	17	42:23.106	4 Laps	126.2	12	2:16.667	138.2
<b>Retired</b>										
	30 D. RODA	GRT MOTORSPORT	Ferrari 488 CHALLENGE EVO							
<b>2b</b>										
1	204 J. JANSEN	Spirit Race Team	AUDI R8 GT4	20	43:16.427		145.4	8	2:01.093	155.9
2	202 M. WIEZORREK	Spirit Race Team	BMW M4 GT4 F82	18	41:41.597	2 Laps	135.9	11	2:05.723	150.2
<b>4b</b>										
1	411 M. SUSSENGUTH	TEAM Sussenguth	PORSCHE 991 GT3 CUP GEN II	20	42:11.584		149.2	14	1:57.693	160.4
<b>5</b>										
1	507 A. LIENAU	Team Lienau	ASTON MARTIN V12 GT3	19	41:44.358		143.3	13	2:00.988	156.1
<b>6</b>										
1	604 J. ALZEN / T. SCHEIBNER	HR Spezialfedern GmbH & Co KG	BMW M4 GT3	21	42:26.149		155.7	3	1:51.447	169.4
2	607 J. BENDER	JB racing TEAM	CHEVROLET C7 GT3 Corvette	20	42:36.176	1 Lap	147.7	7	1:57.708	160.4
<b>GT CUP 1</b>										
1	6 G. TORELLI / D. GAGGIANESI	Rangoni Corse	Lamborghini Huracan ST	21	41:32.446		159.1	2	1:50.584	170.7
2	57 A. BRIGATTI / S. CONTI	LEMA RACING	Lamborghini Huracan ST EVO2	20	41:32.599	1 Lap	151.5	2	1:54.241	165.3
<b>Retired</b>										
	68 P. ALESSI / F. DANOVA	SF SQUADRA CORSE SRLS	Lamborghini Huracan ST EVO2	5	9:15.726			2	1:49.321	172.7
<b>GTX</b>										
1	10 M. JOCHER / S. JOCHER	TEAM JOCHER	BENTLEY Continental GT3	20	42:21.625		148.6	9	1:54.997	164.2
<b>GT3</b>										
1	90 A. AMBROSIO / P. PASTORE	SCUDERIA VESUVIO	Lamborghini Huracan GT3	21	43:13.281		152.9	10	1:53.785	165.9
2	18 M. PITORRI / G. SIMONELLI	BEST LAP	Ferrari 488 GT3	20	42:23.562	1 Lap	148.5	8	1:57.335	160.9
<b>Retired</b>										
	91 M. MAGLIOCOLA / B. STRIGNANO	SCUDERIA VESUVIO	Lamborghini Huracan GT3							
<b>GT CUP 3</b>										
1	33 E. ROCCHI / . ARAMIS	SR&R SRL	Ferrari 458 CHALLENGE EVO	18	43:37.149		129.9	14	2:09.418	145.9

DRIVER #33 +5 SEC TIME PENALTY DUE TO TRACK LIMITS

Published at: .....

Track Status: **DRY**

<b>Direttore di Gara:</b> CANU Antonio Lic. 52925	<b>Il DS Cronometraggio</b> INNOCENTI Chiara Lic. 523246
---	--



## National GT Challenge/P9 Challenge

### Mugello Racing Weekend

#### Gara 1 (40 Minutes)

### Provisional Classification by Group

No Drivers	Team	Car	Laps	Total Time	Gap	Kph	Best Lap			
							Lap	Time	Kph	
<b>1</b>										
1 151 L. FERRARI / L. MEGNA	FORMULA RACING	Ferrari 488 Challenge EVO	21	<b>42:36.020</b>		155.1	12	<b>1:54.456</b>	165.0	
2 157 G. MARINARO / A. PALAZZO	BEST LAP	Ferrari 488 Challenge EVO	21	<b>43:08.203</b>	+32.183	153.2	9	<b>1:56.087</b>	162.7	
3 43 R. ROMAGNOLI / E. MARCHETTI	BEST LAP	Ferrari 488 Challenge EVO	21	<b>43:11.454</b>	+35.434	153.0	7	<b>1:56.666</b>	161.8	
4 25 B. PINAR / N. RISITANO	SEVEN HILLS MOTORSPORT	Ferrari 488 Challenge EVO	21	<b>43:22.608</b>	+46.588	152.4	17	<b>1:55.113</b>	164.0	
5 27 M. GIRAUDI / G. GIRAUDI	GRT MOTORSPORT	Ferrari 488 Challenge EVO	21	<b>43:23.502</b>	+47.482	152.3	17	<b>1:57.117</b>	161.2	
6 11 R. MASSARO / M. MENEGHIN	SCUDERIA EMME	Ferrari 488 Challenge EVO	21	<b>43:29.644</b>	+53.624	151.9	2	<b>1:54.509</b>	164.9	
7 15 D. GOLIA / G. DE CUNTIS	BEST LAP	Ferrari 488 Challenge EVO	20	<b>41:43.763</b>		150.8	8	<b>1:57.342</b>	160.9	
8 24 M. MARULLA / G. GIRAUDI	RC MOTORSPORT	Ferrari 488 Challenge EVO	20	<b>41:58.585</b>		149.9	10	<b>1:57.421</b>	160.8	
9 50 H. LEE	FORMULA RACING	Ferrari 488 Challenge EVO	20	<b>42:01.858</b>		149.7	3	<b>1:58.675</b>	159.1	
10 5 S. MAESTRI / A. RODIO	BEST LAP	Ferrari 488 Challenge EVO	20	<b>42:15.682</b>		148.9	4	<b>1:58.389</b>	159.5	
11 23 T. PETERSEN	FORMULA RACING	Ferrari 488 Challenge EVO	20	<b>42:24.728</b>		148.4	12	<b>1:57.791</b>	160.3	
<b>Retired</b>										
30 D. RODA	GRT MOTORSPORT	Ferrari 458 CHALLENGE EVO								

DRIVER #33 +5 SEC TIME PENALTY DUE TO TRACK LIMITS

Published at: .....

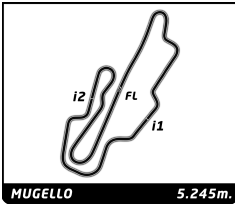
Track Status: **DRY**

**Direttore di Gara:**

CANU Antonio  
Lic. 52925

**Il DS Cronometraggio**

INNOCENTI Chiara  
Lic. 523246



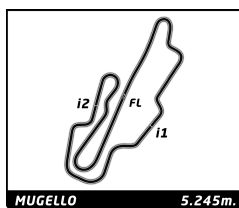
# National GT Challenge/P9 Challenge

## Mugello Racing Weekend

### Gara 1

### Lap Chart

		Lap																					
No	Pos	Grid	1	2	3	4	5	6	7	8	9	10	11	12	13	14	15	16	17	18	19	20	21
68	1	68	68	68	68	68	68	6	6	6	6	6	6	6	6	6	6	6	6	6	6	6	6
6	2	6	6	6	6	6	6	604	604	604	604	604	11	57	57	151	151	604	604	604	604	604	604
57	3	57	604	604	604	604	604	57	57	57	57	57	7	7	151	90	604	151	151	90	90	90	151
11	4	11	11	11	11	11	11	11	11	11	11	11	157	151	90	604	90	90	90	151	151	151	7
604	5	604	57	57	57	57	57	7	7	7	7	7	5	11	7	57	7	7	7	7	7	7	157
18	6	18	90	7	7	7	7	151	151	151	151	157	57	90	604	7	57	157	157	157	157	157	43
7	7	7	7	90	90	151	151	90	90	157	157	10	604	604	11	11	11	11	43	43	43	43	90
157	8	157	18	18	151	90	90	43	43	15	15	5	151	157	157	157	157	43	57	57	27	27	25
90	9	90	43	151	43	43	43	157	157	18	27	204	90	43	43	43	43	57	11	27	25	25	27
607	10	607	151	43	157	157	157	15	15	27	10	151	43	27	27	27	27	27	27	11	57	11	11
151	11	151	27	157	15	15	15	27	27	10	50	90	10	15	15	15	25	25	25	25	11	57	
43	12	43	15	15	18	27	27	18	18	50	5	43	27	10	25	25	15	15	15	15	15	15	
27	13	27	157	27	27	18	18	607	607	12	204	27	15	25	10	12	12	12	12	12	12	12	
30	14	30	50	50	50	50	50	50	50	5	90	15	18	5	12	10	10	50	50	24	24	24	
15	15	15	607	607	607	607	607	25	10	411	43	18	25	12	50	50	50	24	24	50	50	50	
23	16	23	25	25	25	25	25	10	25	204	18	50	50	18	24	24	24	10	10	10	411	411	
28	17	28	12	24	24	24	24	24	24	90	12	25	12	50	5	5	5	5	5	411	10	5	
24	18	24	24	12	12	12	10	12	12	43	25	12	24	24	18	18	18	411	411	5	5	10	
5	19	5	28	28	10	10	12	28	5	42	24	24	23	23	23	411	411	18	18	18	18	18	
411	20	411	204	10	28	28	28	5	28	25	411	23	411	411	411	23	23	23	23	23	23	23	
50	21	50	10	204	204	204	5	411	411	24	28	411	28	28	28	607	607	607	607	607	607	607	
12	22	12	23	23	23	5	411	23	23	28	23	28	607	607	607	28	28	28	28	28	28	28	
25	23	25	42	5	5	411	204	204	204	23	607	607	204	204	204	204	204	204	204	204	204	204	
204	24	204	507	411	411	23	23	507	507	607	507	507	507	507	507	507	507	507	507	507	507	507	
91	25	91	411	507	507	507	507	42	42	507	42	42	42	42	42	42	42	42	42	42	42	42	
10	26	10	5	42	42	42	42	202	202	33	202	202	202	202	202	202	202	202	202	202	202	202	
42	27	42	202	202	202	202	202	9	9	202	33	33	33	33	33	33	33	33	33	33	33	33	
202	28	202	9	9	9	9	9	33	33	9	9	9	9	9	9	9	9	9	9	9	9	9	
507	29	507	33	33	33	33	33																
33	30	33																					
9	31	9																					



## National GT Challenge/P9 Challenge

### Mugello Racing Weekend

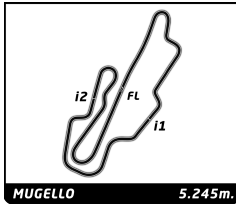
#### Gara 1

### Provisional Classification by Driver Fastest Lap

No	Team	Car	Class	Driver	Time Lap	Total	Gap	Kph
1	68 SF SQUADRA CORSE SRLS	Lamborghini Huracan ST EVO2	GT CUP 1	Pietro ALESSI	1:49.321	2	5	172.7
2	6 Rangoni Corse	Lamborghini Huracan ST	GT CUP 1	Gabriele TORELLI	1:50.584	2	12	1.263 1.263 170.7
3	604 HR Spezialfedern GmbH & Co KG	BMW M4 GT3	6	Jurgen ALZEN	1:51.447	3	11	2.126 0.863 169.4
4	604 HR Spezialfedern GmbH & Co KG	BMW M4 GT3	6	Timo SCHEIBNER	1:53.177	10	10	3.856 1.730 166.8
5	90 SCUDERIA VESUVIO	Lamborghini Huracan GT3	GT3	Pasquale PASTORE	1:53.785	2	13	4.464 0.608 165.9
6	6 Rangoni Corse	Lamborghini Huracan ST	GT CUP 1	Davide GAGGIANESI	1:54.090	6	9	4.769 0.305 165.5
7	57 LEMA RACING	Lamborghini Huracan ST EVO2	GT CUP1	Alessandro BRIGATTI	1:54.241	2	11	4.920 0.151 165.3
8	151 FORMULA RACING	Ferrari 488 Challenge EVO	GT CUP 2	Leonardo MEGNA	1:54.456	2	11	5.135 0.215 165.0
9	11 SCUDERIA EMME	Ferrari 488 Challenge EVO	GT CUP 2	Rodolfo MASSARO	1:54.509	2	12	5.188 0.053 164.9
10	10 TEAM JOCHER	BENTLEY Continental GT3	GTX	Matthias JOCHER	1:54.997	9	11	5.676 0.488 164.2
11	7 TRACK AND GO	Porsche 992 GT3 CUP	GT CUP 2	Alberto Jr. FULGORI	1:55.073	3	12	5.752 0.076 164.1
12	25 SEVEN HILLS MOTORSPORT	Ferrari 488 Challenge EVO	GT CUP 2	Nicholas RISITANO	1:55.113	9	13	5.792 0.040 164.0
13	151 FORMULA RACING	Ferrari 488 Challenge EVO	GT CUP 2	Luigi FERRARI	1:55.818	8	10	6.497 0.705 163.0
14	157 BEST LAP	Ferrari 488 Challenge EVO	GT CUP 2	Giuseppe MARINARO	1:56.087	9	12	6.766 0.269 162.7
15	90 SCUDERIA VESUVIO	Lamborghini Huracan GT3	GT3	Angelo AMBROSIO	1:56.227	3	8	6.906 0.140 162.5
16	43 BEST LAP	Ferrari 488 Challenge EVO	GT CUP 2	Riccardo ROMAGNOLI	1:56.666	7	8	7.345 0.439 161.8
17	157 BEST LAP	Ferrari 488 Challenge EVO	GT CUP 2	Alessandro PALAZZO	1:56.918	6	9	7.597 0.252 161.5
18	43 BEST LAP	Ferrari 488 Challenge EVO	GT CUP 2	Elio MARCHETTI	1:57.090	6	13	7.769 0.172 161.3
19	27 GRT MOTORSPORT	Ferrari 488 Challenge EVO	GT CUP 2	Giovanni GIRAUDI	1:57.117	7	11	7.796 0.027 161.2
20	18 BEST LAP	Ferrari 488 GT3	GT3	Maurizio PITORRI	1:57.335	8	9	8.014 0.218 160.9
21	15 BEST LAP	Ferrari 488 Challenge EVO	GT CUP 2	Domenico Vincenzo GOLIA	1:57.342	8	10	8.021 0.007 160.9
22	24 RC MOTORSPORT	Ferrari 488 Challenge EVO	GT CUP 2	Gian Luca GIRAUDI	1:57.421	2	12	8.100 0.079 160.8
23	411 TEAM Sussenguth	PORSHIE 991 GT3 CUP GEN II	4b	Manuel SUSSENGUTH	1:57.693	14	20	8.372 0.272 160.4
24	27 GRT MOTORSPORT	Ferrari 488 Challenge EVO	GT CUP 2	Michele GIRAUDI	1:57.700	7	10	8.379 0.007 160.4
25	607 JB racing TEAM	CHEVROLET C7 GT3 Corvette	6	Jurgen BENDER	1:57.708	7	20	8.387 0.008 160.4
26	23 FORMULA RACING	Ferrari 488 Challenge EVO	GT CUP 2	Thomas PETERSEN	1:57.791	12	20	8.470 0.083 160.3
27	12 TEAM CARS RACING	992 GT3 CUP	GT CUP 2	Fabrizio FEDE	1:58.015	13	20	8.694 0.224 160.0
28	25 SEVEN HILLS MOTORSPORT	Ferrari 488 Challenge EVO	GT CUP 2	Barkin PINAR	1:58.021	3	8	8.700 0.006 160.0
29	24 RC MOTORSPORT	Ferrari 488 Challenge EVO	GT CUP 2	Matteo MARULLA	1:58.088	4	8	8.767 0.067 159.9
30	5 BEST LAP	Ferrari 488 Challenge EVO	GT CUP 2	Stefano MAESTRI	1:58.389	4	12	9.068 0.301 159.5
31	11 SCUDERIA EMME	Ferrari 488 Challenge EVO	GT CUP 2	Maia MENECHIN	1:58.558	3	9	9.237 0.169 159.3
32	7 TRACK AND GO	Porsche 992 GT3 CUP	GT CUP 2	Danilo PAOLETTI	1:58.560	9	9	9.239 0.002 159.3
33	50 FORMULA RACING	Ferrari 488 Challenge EVO	GT CUP 2	Hsuan LEE	1:58.675	3	20	9.354 0.115 159.1
34	15 BEST LAP	Ferrari 488 Challenge EVO	GT CUP 2	Giovanni DE CUNTIS	1:58.924	3	10	9.603 0.249 158.8
35	28 TEAM CARS RACING	Porsche 911 GT3 CUP	GT CUP 2	Filippo FRANGIONI	2:00.240	5	8	10.919 1.316 157.0
36	5 BEST LAP	Ferrari 488 Challenge EVO	GT CUP 2	Alberto RODIO	2:00.466	3	8	11.145 0.226 156.7
37	507 Team Lienau	ASTON MARTIN V12 GT3	5	Alexander LIENAU	2:00.988	13	19	11.667 0.522 156.1
38	28 TEAM CARS RACING	Porsche 911 GT3 CUP	GT CUP 2	Edoardo CASAZZA	2:01.000	9	12	11.679 0.012 156.0
39	204 Spirit Race Team	AUDI R8 GT4	2b	Julian JANSEN	2:01.093	8	20	11.772 0.093 155.9
40	18 BEST LAP	Ferrari 488 GT3	GT3	Gianluigi SIMONELLI	2:01.274	7	11	11.953 0.181 155.7
41	57 LEMA RACING	Lamborghini Huracan ST EVO2	GT CUP1	Simone CONTI	2:02.372	7	9	13.051 1.098 154.3
42	10 TEAM JOCHER	BENTLEY Continental GT3	GTX	Stephan JOCHER	2:02.617	7	9	13.296 0.245 154.0
43	42 TEAM CARS RACING	Porsche 992 GT3 CUP	GT CUP 2	Emanuele ROMANI	2:04.255	6	10	14.934 1.638 152.0
44	202 Spirit Race Team	BMW M4 GT4 F82	2b	Marc WIEZORREK	2:05.723	11	18	16.402 1.468 150.2
45	42 TEAM CARS RACING	Porsche 992 GT3 CUP	GT CUP 2	Marc SQUILLACI	2:08.209	7	9	18.888 2.486 147.3
46	33 SR&R SRL	Ferrari 458 CHALLENGE EVO	GT CUP 3	ARAMIS	2:09.418	5	9	20.097 1.209 145.9
47	9 TEAM CARS RACING	Porsche Carrera GT3	GT CUP 2	Alessandro REVELLO	2:16.667	12	17	27.346 7.249 138.2
48	33 SR&R SRL	Ferrari 458 CHALLENGE EVO	GT CUP 3	Emilio Gennaro ROCCHI	2:18.725	7	9	29.404 2.058 136.1
49	30 GRT MOTORSPORT	Ferrari 458 CHALLENGE EVO	GT CUP 2	Davide RODA				
50	68 SF SQUADRA CORSE SRLS	Lamborghini Huracan ST EVO2	GT CUP 1	Federico DANOVA				
51	91 SCUDERIA VESUVIO	Lamborghini Huracan GT3	GT3	Mariano MAGLIOCCOLA				
52	91 SCUDERIA VESUVIO	Lamborghini Huracan GT3	GT3	Benedetto STRIGNANO				

Published at: .....

<b>Direttore di Gara:</b> CANU Antonio Lic. 52925	<b>Il DS Cronometraggio</b> INNOCENTI Chiara Lic. 523246
---	--



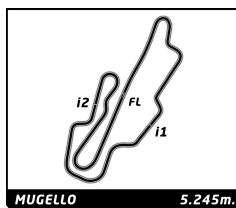
## National GT Challenge/P9 Challenge

### Mugello Racing Weekend

#### Gara 1

### Best Sector Times

Sector 1		Sector 2		Sector 3		No Team	Class	Ideal Lap	Best Lap		
No	Driver	Time	No	Driver	Time	No					
1	68 P.ALESSI	37.124	68 P.ALESSI	34.096	68 P.ALESSI	37.976	1	68 SF SQUADRA CORSE SRLS	GT CUP 1	1:49.196	1:49.321 (1)
2	604 J.ALZEN	37.531	6 G.TORELLI	34.430	6 G.TORELLI	38.511	2	6 Rangoni Corse	GT CUP 1	1:50.584	1:50.584 (2)
3	6 G.TORELLI	37.643	604 J.ALZEN	34.898	604 J.ALZEN	38.729	3	604 HR Spezialfedern GmbH & Co KG	6	1:51.158	1:51.447 (3)
4	90 P.PASTORE	38.384	90 P.PASTORE	35.206	90 P.PASTORE	39.310	4	90 SCUDERIA VESUVIO	GT3	1:52.900	1:53.785 (4)
5	57 A.BRIGATTI	38.605	57 A.BRIGATTI	35.266	11 R.MASSARO	39.560	5	57 LEMA RACING	GT CUP1	1:53.511	1:54.241 (5)
6	7 A.FULGORI	38.720	10 M.JOCHER	35.378	57 A.BRIGATTI	39.640	6	11 SCUDERIA EMME	GT CUP 2	1:54.303	1:54.509 (7)
7	11 R.MASSARO	38.948	151 L.MEGNA	35.570	25 N.RISITANO	39.884	7	151 FORMULA RACING	GT CUP 2	1:54.456	1:54.456 (6)
8	10 M.JOCHER	38.956	11 R.MASSARO	35.795	151 L.MEGNA	39.914	8	10 TEAM JOCHER	GTX	1:54.527	1:54.997 (8)
9	151 L.MEGNA	38.972	7 A.FULGORI	35.851	157 G.MARINARO	40.003	9	7 TRACK AND GO	GT CUP 2	1:54.792	1:55.073 (9)
10	157 G.MARINARO	39.158	25 N.RISITANO	35.950	10 M.JOCHER	40.193	10	25 SEVEN HILLS MOTORSPORT	GT CUP 2	1:55.066	1:55.113 (10)
11	607 J.BENDER	39.179	607 J.BENDER	36.147	7 A.FULGORI	40.221	11	157 BEST LAP	GT CUP 2	1:55.465	1:56.087 (11)
12	25 N.RISITANO	39.232	157 G.MARINARO	36.304	43 E.MARCHETTI	40.338	12	607 JB racing TEAM	6	1:56.061	1:57.708 (18)
13	18 M.PITORRI	39.479	43 R.ROMAGNOLI	36.327	18 M.PITORRI	40.428	13	43 BEST LAP	GT CUP 2	1:56.454	1:56.666 (12)
14	411 M.SUSSENGUTH	39.544	27 G.GIRAUDI	36.549	12 F.FEDE	40.524	14	18 BEST LAP	GT3	1:56.466	1:57.335 (14)
15	15 D.GOLIA	39.621	18 M.PITORRI	36.559	15 D.GOLIA	40.603	15	27 GRT MOTORSPORT	GT CUP 2	1:57.008	1:57.117 (13)
16	24 G.GIRAUDI	39.660	23 T.PETERSEN	36.669	27 G.GIRAUDI	40.670	16	15 BEST LAP	GT CUP 2	1:57.084	1:57.342 (15)
17	27 G.GIRAUDI	39.789	5 S.MAESTRI	36.743	607 J.BENDER	40.735	17	24 RC MOTORSPORT	GT CUP 2	1:57.224	1:57.421 (16)
18	43 R.ROMAGNOLI	39.789	24 G.GIRAUDI	36.788	411 M.SUSSENGUTH	40.744	18	411 TEAM Sussenguth	4b	1:57.254	1:57.693 (17)
19	23 T.PETERSEN	39.798	15 D.GOLIA	36.860	24 M.MARULLA	40.776	19	23 FORMULA RACING	GT CUP 2	1:57.367	1:57.791 (19)
20	50 H.LEE	39.843	411 M.SUSSENGUTH	36.966	23 T.PETERSEN	40.900	20	12 TEAM CARS RACING	GT CUP 2	1:57.598	1:58.015 (20)
21	12 F.FEDE	39.971	12 F.FEDE	37.103	5 S.MAESTRI	40.915	21	5 BEST LAP	GT CUP 2	1:57.697	1:58.389 (21)
22	5 S.MAESTRI	40.039	50 H.LEE	37.215	50 H.LEE	41.263	22	50 FORMULA RACING	GT CUP 2	1:58.321	1:58.675 (22)
23	507 A.LIENAU	40.925	204 J.JANSEN	37.513	28 F.FRANGIONI	41.441	23	28 TEAM CARS RACING	GT CUP 2	1:59.979	2:00.240 (23)
24	28 E.CASAZZA	40.945	28 F.FRANGIONI	37.593	507 A.LIENAU	41.614	24	507 Team Lienau	5	2:00.423	2:00.988 (24)
25	204 J.JANSEN	41.288	507 A.LIENAU	37.884	204 J.JANSEN	42.006	25	204 Spirit Race Team	2b	2:00.807	2:01.093 (25)
26	42 E.ROMANI	41.581	202 M.WIEZORREK	38.995	42 E.ROMANI	42.890	26	42 TEAM CARS RACING	GT CUP 2	2:03.948	2:04.255 (26)
27	202 M.WIEZORREK	42.452	42 E.ROMANI	39.477	202 M.WIEZORREK	43.904	27	202 Spirit Race Team	2b	2:05.351	2:05.723 (27)
28	33 ARAMIS	42.833	33 ARAMIS	40.659	33 ARAMIS	45.505	28	33 SR&R SRL	GT CUP 3	2:08.997	2:09.418 (28)
29	9 A.REVELLO	45.074	30 D.RODA	41.838	9 A.REVELLO	46.282	29	9 TEAM CARS RACING	GT CUP 2	2:14.664	2:16.667 (29)



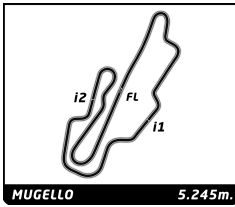
## National GT Challenge/P9 Challenge

### Mugello Racing Weekend

#### Gara 1

#### Best Top Speed

Team	Car	Class	Top Speed	Top 1	Top 2	Top 3	Top 4	Top 5	Avg					
				Kph Lap	Kph Lap	Kph Lap	Kph Lap	Kph Lap						
604 HR Spezialfedem GmbH & Co KG	BMW M4 GT3	6	T. SCHEIBNER	286.9	15	286.1	19	286.1	16	285.4	10	284.6	11	285,8
68 SF SQUADRA CORSE SRLS	Lamborghini Huracan ST EVO2	GT CUP 1	P. ALESSI	277.3	3	276.6	4	275.9	2	274.5	5	238.9	1	268,6
6 Rangoni Corse	Lamborghini Huracan ST	GT CUP 1	D. GAGGIANESI	275.2	16	273.9	7	273.9	9	273.9	17	273.9	19	274,2
10 TEAM JOCHER	BENTLEY Continental GT3	GTX	M. JOCHER	273.9	5	271.8	6	271.8	4	271.1	2	271.1	16	271,9
90 SCUDERIA VESUVIO	Lamborghini Huracan GT3	GT3	P. PASTORE	273.9	18	273.2	16	272.5	21	271.8	15	271.8	17	272,6
11 SCUDERIA EMME	Ferrari 488 Challenge EVO	GT CUP 2	M. MENEGHIN	270.4	19	269.1	20	268.4	15	268.4	16	268.4	17	268,9
157 BEST LAP	Ferrari 488 Challenge EVO	GT CUP 2	G. MARINARO	270.4	6	269.1	15	269.1	8	269.1	7	269.1	2	269,4
607 JB racing TEAM	CHEVROLET C7 GT3 Corvette	6	J. BENDER	269.8	6	269.1	4	263.2	2	262.6	7	259.5	5	264,8
411 TEAM Sussenguth	PORSHE 991 GT3 CUP GEN II	4b	M. SUSSENGUTH	269.1	14	268.4	18	267.8	15	267.8	7	267.1	5	268,0
43 BEST LAP	Ferrari 488 Challenge EVO	GT CUP 2	E. MARCHETTI	269.1	14	268.4	20	268.4	17	268.4	15	267.8	19	268,4
27 GRT MOTORSPORT	Ferrari 488 Challenge EVO	GT CUP 2	G. GIRAUDI	267.8	18	267.1	19	267.1	9	266.5	20	265.8	16	266,9
151 FORMULA RACING	Ferrari 488 Challenge EVO	GT CUP 2	L. FERRARI	267.8	2	267.1	21	267.1	20	267.1	15	267.1	14	267,2
5 BEST LAP	Ferrari 488 Challenge EVO	GT CUP 2	A. RODIO	267.1	20	266.5	19	266.5	15	265.8	18	265.8	4	266,3
15 BEST LAP	Ferrari 488 Challenge EVO	GT CUP 2	G. DE CUNTIS	267.1	16	265.8	20	265.2	15	264.5	2	264.5	10	265,4
50 FORMULA RACING	Ferrari 488 Challenge EVO	GT CUP 2	H. LEE	266.5	2	265.8	15	265.8	3	265.2	4	265.2	5	265,7
23 FORMULA RACING	Ferrari 488 Challenge EVO	GT CUP 2	T. PETERSEN	265.8	15	265.2	17	265.2	14	265.2	10	264.5	18	265,2
507 Team Lienau	ASTON MARTIN V12 GT3	5	A. LIENAU	265.2	14	265.2	13	264.5	16	263.2	19	263.2	15	264,3
18 BEST LAP	Ferrari 488 GT3	GT3	M. PITORRI	265.2	9	261.3	8	260.7	15	260.7	7	260.1	2	261,6
24 RC MOTORSPORT	Ferrari 488 Challenge EVO	GT CUP 2	G. GIRAUDI	263.9	17	263.9	15	263.9	14	263.9	13	263.2	18	263,8
25 SEVEN HILLS MOTORSPORT	Ferrari 488 Challenge EVO	GT CUP 2	N. RISITANO	263.9	21	263.9	17	263.2	15	263.2	14	263.2	12	263,5
12 TEAM CARS RACING	992 GT3 CUP	GT CUP 2	F. FEDE	263.2	14	262.6	8	261.3	12	260.1	3	260.1	4	261,5
9 TEAM CARS RACING	Porsche Carrera GT3	GT CUP 2	A. REVELLO	262.6	17	262.6	13	260.7	12	260.1	15	259.5	16	261,1
57 LEMA RACING	Lamborghini Huracan ST EVO2	GT CUP1	A. BRIGATTI	262.0	10	261.3	11	261.3	2	260.7	3	260.1	7	261,1
42 TEAM CARS RACING	Porsche 992 GT3 CUP	GT CUP 2	E. ROMANI	261.3	15	260.1	18	258.9	19	258.9	14	257.6	17	259,4
7 TRACK AND GO	Porsche 992 GT3 CUP	GT CUP 2	D. PAOLETTI	260.7	20	260.7	2	260.1	14	259.5	11	259.5	15	260,1
28 TEAM CARS RACING	Porsche 911 GT3 CUP	GT CUP 2	E. CASAZZA	260.1	18	260.1	17	260.1	16	259.5	19	259.5	2	259,9
33 SR&R SRL	Ferrari 458 CHALLENGE EVO	GT CUP 3	ARAMIS	254.6	15	254.6	12	254.0	16	254.0	14	253.4	17	254,1
204 Spirit Race Team	AUDI R8 GT4	2b	J. JANSEN	252.3	20	251.1	17	249.9	16	249.4	15	248.8	11	250,3
202 Spirit Race Team	BMW M4 GT4 F82	2b	M. WIEZORREK	238.9	18	238.9	13	238.4	16	238.4	14	237.9	15	238,5
30 GRT MOTORSPORT	Ferrari 458 CHALLENGE EVO	GT CUP 2												
91 SCUDERIA VESUVIO	Lamborghini Huracan GT3	GT3												



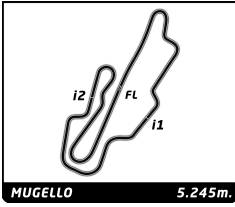
## National GT Challenge/P9 Challenge

### Mugello Racing Weekend

#### Gara 1

#### Leader Sequence by Class

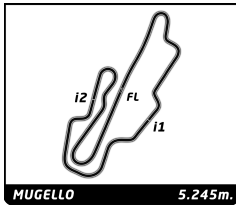
No	Team	Car	Start Lap	End Lap	Laps	Total Laps
<b>2b</b>						
204	Spirit Race Team	AUDI R8 GT4	1	20	20	20
<b>4b</b>						
411	TEAM Sussenguth	PORSHE 991 GT3 CUP GEN II	1	20	20	20
<b>5</b>						
507	Team Lienau	ASTON MARTIN V12 GT3	1	19	19	19
<b>6</b>						
604	HR Spezialfedern GmbH & Co KG	BMW M4 GT3	1	21	21	21
<b>GT CUP 1</b>						
68	SF SQUADRA CORSE SRLS	Lamborghini Huracan ST EVO2	1	5	5	5
6	Rangoni Corse	Lamborghini Huracan ST	6	21	16	16
<b>GT CUP 2</b>						
11	SCUDERIA EMME	Ferrari 488 Challenge EVO	1	11	11	11
7	TRACK AND GO	Porsche 992 GT3 CUP	12	12	1	1
151	FORMULA RACING	Ferrari 488 Challenge EVO	13	21	9	9
<b>GT CUP 3</b>						
33	SR&R SRL	Ferrari 458 CHALLENGE EVO	1	18	18	18
<b>GT CUP1</b>						
57	LEMA RACING	Lamborghini Huracan ST EVO2	1	20	20	20
<b>GT3</b>						
90	SCUDERIA VESUVIO	Lamborghini Huracan GT3	1	7	7	7
18	BEST LAP	Ferrari 488 GT3	8	8	1	1
90	SCUDERIA VESUVIO	Lamborghini Huracan GT3	9	21	13	20
<b>GTX</b>						
10	TEAM JOCHER	BENTLEY Continental GT3	1	20	20	20



**National GT Challenge/P9 Challenge**  
**Mugello Racing Weekend**  
**Gara 1**

**Fastest Lap Sequence**

Elapsed	No Team	Car	Class	Driver	Time	Kph	Lap
3:44.923	68 SF SQUADRA CORSE SRLS	Lamborghini Huracan ST EVO2	GT CUP 1	Pietro ALESSI	1:49.321	172.7	2



# National GT Challenge/P9 Challenge

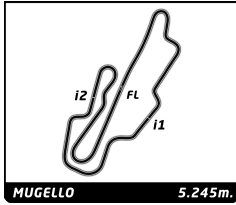
## Mugello Racing Weekend

### Gara 1

#### Analysis by lap

Lapped  

No	Lap Time	Gap	No	Lap Time	Gap	No	Lap Time	Gap	No	Lap Time	Gap	No	Lap Time	Gap
<b>Lap 1</b>			507	2:07.117	48.469	28	2:00.266	52.798	24	2:03.308	55.749	5	1:58.691	1:18.583
68	1:55.602	0.000	42	2:12.098	53.111	204	2:01.979	58.031	12	2:02.087	56.146	411	1:58.902	1:19.231
6	1:56.981	1.379	202	2:10.660	54.203	5	1:58.389	58.889	9	2:24.690	1 Lap	204	2:01.093	1:35.902
604	1:58.408	2.806	9	2:21.845	1:20.160	411	1:58.362	1:00.260	33	2:25.124	1 Lap	<b>Lap 9</b>		
11	2:00.344	4.742	33	2:21.605	1:21.855	23	2:01.715	1:02.060	28	2:00.574	1:03.542	6	1:54.017	
57	2:01.775	6.173	<b>Lap 3</b>			507	2:03.499	1:14.257	5	1:58.565	1:05.957	9	2:18.033	2 Laps
90	2:04.074	8.472	68	1:49.653		42	2:09.767	1:32.138	411	1:57.903	1:06.422	33	2:18.725	2 Laps
7	2:04.371	8.769	6	1:51.371	4.360	202	2:09.867	1:33.275	23	1:59.836	1:13.784	604	1:52.812	7.165
18	2:04.534	8.932	604	1:51.447	7.640	<b>Lap 5</b>			204	2:02.587	1:16.116	57	1:55.351	25.517
43	2:05.508	9.906	11	1:54.657	14.934	68	1:50.341		507	2:03.759	1:32.979	11	1:56.777	31.005
151	2:05.726	10.124	57	1:54.572	16.012	6	1:52.840	7.573	<b>Lap 7</b>			90	3:39.441	1 Lap
27	2:06.954	11.352	7	1:55.073	21.225	604	1:55.024	14.432	6	1:53.384		43	3:39.964	1 Lap
15	2:07.692	12.090	90	1:56.227	24.657	11	1:56.896	25.338	604	1:52.602	7.120	7	1:56.540	36.351
157	2:07.908	12.306	151	1:56.879	25.809	57	1:56.444	25.760	42	2:09.271	1 Lap	42	2:11.591	1 Lap
50	2:08.639	13.037	43	1:57.711	27.179	7	1:55.682	31.276	202	2:10.274	1 Lap	157	1:56.103	43.277
607	2:09.290	13.688	157	1:57.275	28.378	9	2:22.819	1 Lap	57	1:54.322	21.226	157	1:56.087	50.071
25	2:11.756	16.154	15	1:57.876	30.051	33	2:22.840	1 Lap	11	1:55.343	23.912	15	1:57.770	59.072
12	2:13.910	18.308	18	2:01.623	30.437	151	1:56.929	37.501	7	1:55.909	29.412	25	3:43.379	1 Lap
24	2:14.622	19.020	27	1:58.158	30.620	90	1:57.049	39.664	151	1:56.043	37.000	27	1:58.080	1:01.470
28	2:15.052	19.450	50	1:58.675	32.071	43	1:57.388	40.352	90	1:56.711	40.241	10	1:54.997	1:05.572
204	2:16.201	20.599	607	1:58.675	32.610	157	1:57.160	40.518	43	1:56.666	41.525	24	3:49.226	1 Lap
10	2:16.560	20.958	25	1:58.021	34.210	15	1:59.083	45.828	157	1:56.840	42.235	50	1:59.637	1:10.621
23	2:24.960	29.358	24	1:58.431	36.944	27	1:58.341	47.210	15	1:57.458	49.604	28	3:46.594	1 Lap
42	2:25.936	30.334	12	1:58.755	37.574	18	1:58.037	47.721	27	1:57.700	50.560	23	3:46.319	1 Lap
507	2:26.275	30.673	10	1:55.965	38.290	50	1:58.927	49.312	18	1:57.993	51.369	5	1:58.769	1:23.335
411	2:26.487	30.885	28	2:01.407	43.341	607	1:58.816	49.341	607	1:57.708	51.739	607	4:24.685	1 Lap
5	2:26.493	30.891	204	2:02.354	46.861	25	1:59.376	51.028	50	1:59.401	56.653	204	2:01.545	1:43.430
202	2:28.466	32.864	23	2:00.697	51.154	24	1:58.288	52.170	10	1:56.384	57.920	<b>Lap 10</b>		
9	2:43.238	47.636	5	1:58.444	51.309	10	1:57.367	52.253	25	2:00.196	1:01.562	6	1:52.160	
33	2:45.173	49.571	411	1:59.657	52.707	12	1:59.268	53.788	24	1:59.852	1:02.217	507	4:01.735	2 Laps
<b>Lap 2</b>			507	2:02.751	1:01.567	28	2:00.240	1:02.697	12	1:59.700	1:02.462	604	1:55.433	10.438
68	1:49.321		42	2:09.722	1:13.180	5	1:58.573	1:07.121	5	1:58.946	1:11.519	57	1:54.361	27.718
6	1:50.584	2.642	202	2:09.667	1:14.217	411	1:58.329	1:08.248	28	2:01.744	1:11.902	33	2:20.319	2 Laps
604	1:52.361	5.846	<b>Lap 4</b>			204	2:05.568	1:13.258	411	1:58.918	1:11.956	11	1:56.606	35.451
11	1:54.509	9.930	68	1:50.809		23	2:01.958	1:13.677	23	2:00.745	1:21.145	7	1:56.011	40.202
57	1:54.241	11.093	9	2:20.931	1 Lap	507	2:05.033	1:28.949	204	2:03.704	1:26.436	90	2:01.423	1 Lap
7	1:56.357	15.805	33	2:20.405	1 Lap	42	2:09.210	1:51.007	9	2:23.058	1 Lap	43	2:04.399	1 Lap
90	1:58.932	18.083	6	1:51.523	5.074	202	2:09.025	1:51.959	33	2:21.924	1 Lap	18	3:41.320	1 Lap
18	1:58.856	18.467	604	1:52.918	9.749	<b>Lap 6</b>			507	2:03.967	1:43.562	202	4:13.995	2 Laps
151	1:57.780	18.583	11	1:54.658	18.783	6	1:52.156		<b>Lap 8</b>			157	1:57.239	55.150
43	1:58.536	19.121	57	1:54.454	19.657	604	1:53.199	7.902	6	1:51.627		12	3:43.266	1 Lap
157	1:57.771	20.756	7	1:55.519	25.935	57	1:54.257	20.288	604	1:52.877	8.370	10	1:56.141	1:09.553
15	1:59.059	21.828	151	1:55.913	30.913	11	1:56.344	21.953	42	2:08.209	1 Lap	25	2:05.034	1 Lap
27	2:00.084	22.115	90	1:59.108	32.956	7	1:55.340	26.887	57	1:54.584	24.183	24	2:07.260	1 Lap
50	1:59.333	23.049	43	1:56.935	33.305	151	1:56.569	34.341	202	2:08.125	1 Lap	411	3:55.885	1 Lap
607	1:59.221	23.588	157	1:56.130	33.699	90	1:56.979	36.914	11	1:55.960	28.245	5	2:00.653	1:31.828
25	1:59.009	25.842	15	1:57.844	37.086	43	1:57.620	38.243	7	1:56.043	33.828	28	2:11.967	1 Lap
24	1:58.467	28.166	27	1:59.399	39.210	157	1:57.990	38.779	151	1:55.818	41.191	23	2:05.387	1 Lap
12	1:59.485	28.472	18	2:00.397	40.025	15	1:59.431	45.530	157	1:57.393	48.001	607	2:04.777	1 Lap
28	2:01.458	31.587	50	1:59.464	40.726	27	1:58.763	46.244	15	1:57.342	55.319	<b>Lap 11</b>		
10	2:00.341	31.978	607	1:59.065	40.866	18	1:58.768	46.760	18	1:57.335	57.077	6	1:52.885	
204	2:02.882	34.160	25	1:58.592	41.993	607	1:57.803	47.415	27	1:58.474	57.407	204	2:03.458	1 Lap
23	2:00.073	40.110	24	1:58.088	44.223	50	2:01.053	50.636	10	1:58.299	1:04.592	507	2:11.428	2 Laps
5	2:00.948	42.518	12	1:58.096	44.861	25	2:03.451	54.750	50	1:59.975	1:05.001	9	4:12.751	3 Laps
411	2:01.139	42.703	10	1:57.746	45.227	10	2:02.396	54.920	12	2:00.295	1:11.130			



# National GT Challenge/P9 Challenge

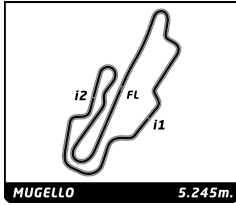
## Mugello Racing Weekend

### Gara 1

### Analysis by lap

Lapped

No	Lap Time	Gap	No	Lap Time	Gap	No	Lap Time	Gap	No	Lap Time	Gap	No	Lap Time	Gap			
151	3:33.894	1 Lap	15	1:59.217	1:29.341	43	1:57.090	1:13.231	11	2:02.234	1:19.909	202	2:07.474	2 Laps	157	1:56.918	1:26.040
11	1:56.960	39.526	10	2:11.555	1:38.026	27	1:58.001	1:26.125	43	1:59.500	1:20.362	43	1:57.458	1:28.319	57	2:05.926	1:20.919
7	1:56.764	44.081	25	1:57.845	1:38.661	15	1:59.932	1:31.103	57	2:02.163	1 Lap	57	2:02.372	1:37.821	27	1:58.757	1:40.003
90	1:53.785	1 Lap	5	3:41.024	1:46.326	25	1:56.090	1:35.299	27	1:58.416	1:32.439	11	2:01.056	1:40.905	25	1:57.746	1:41.509
43	1:57.137	1 Lap	12	2:00.517	1:47.051	12	1:59.509	1:47.481	25	1:55.553	1:36.960	507	2:05.448	1 Lap	15	2:00.211	1:42.436
27	3:37.158	1 Lap	42	2:07.776	1 Lap	10	2:02.739	1:47.974	15	2:00.211	1:42.436	15	2:00.543	1:54.577			
15	3:41.024	1 Lap	18	2:07.480	1:48.222	50	2:00.409	1:52.463	Lap 17								
42	4:00.826	2 Laps	50	2:03.886	1:48.603	24	1:58.457	1:52.616	6	1:54.220			Lap 19				
157	2:02.431	1:04.696	24	1:58.407	1:49.721	Lap 15											
18	2:08.684	1 Lap	9	2:22.792	2 Laps	6	1:54.408			12	2:00.485	1 Lap	6	1:54.710			
50	3:42.616	1 Lap	202	2:05.723	1 Lap	5	2:01.365	1 Lap	50	1:59.866	1 Lap	9	2:23.961	4 Laps	12	1:59.319	1 Lap
25	1:56.633	1 Lap	Lap 13						24	1:59.176	1 Lap	24	1:58.679	1 Lap			
202	2:17.288	2 Laps	6	2:01.872	18	2:04.748	1 Lap	10	2:04.157	1 Lap	50	2:01.610	1 Lap	10	2:02.617	1 Lap	
12	2:05.078	1 Lap	23	1:57.791	1 Lap	42	2:04.864	2 Laps	5	2:00.851	1 Lap	411	1:59.677	1 Lap	411	1:59.677	1 Lap
24	1:57.421	1 Lap	411	1:58.440	1 Lap	411	1:57.693	1 Lap	411	1:57.817	1 Lap	18	2:01.274	1 Lap	5	2:02.488	1 Lap
5	1:58.420	1:37.363	28	2:01.183	1 Lap	23	1:59.835	1 Lap	18	2:01.274	1 Lap	18	2:02.179	1 Lap	23	2:01.989	1 Lap
23	2:01.208	1 Lap	607	2:00.194	1 Lap	607	2:01.500	1 Lap	23	1:58.775	1 Lap	607	1:59.944	1 Lap	607	2:01.158	1 Lap
411	2:08.152	1 Lap	204	2:09.437	1 Lap	28	2:03.855	1 Lap	42	2:04.255	2 Laps	33	2:09.418	3 Laps	604	1:55.298	55.393
28	2:05.405	1 Lap	57	2:02.791	50.394	9	2:16.667	3 Laps	607	1:59.944	1 Lap	28	2:01.710	1 Lap	42	2:07.314	2 Laps
607	2:01.267	1 Lap	151	1:56.005	50.787	202	2:16.921	2 Laps	28	2:01.710	1 Lap	90	1:55.141	59.240	151	1:56.115	1:01.045
57	3:35.858	2:10.691	90	1:54.890	54.395	151	1:56.070	53.432	604	1:55.496	54.742	28	2:02.294	1 Lap	28	2:02.581	1 Lap
507	2:03.548	1 Lap	7	2:07.132	55.591	604	1:53.803	55.356	151	1:56.554	55.972	7	1:59.774	1:17.115	33	2:10.614	3 Laps
604	4:16.375	2:33.928	604	1:54.059	56.392	90	1:55.208	55.741	90	1:54.224	56.768	157	1:58.806	1:23.212	204	2:01.782	1 Lap
151	2:02.133	2:34.259	507	2:01.428	1 Lap	204	2:03.702	1 Lap	202	2:06.235	2 Laps	43	1:58.809	1:24.951	7	1:58.702	1:27.918
33	3:59.449	2 Laps	11	2:08.099	1:05.457	7	2:00.833	1:07.985	204	2:02.294	1 Lap	9	2:18.938	3 Laps	157	1:57.043	1:28.373
90	1:54.868	2:39.069	157	2:05.447	1:09.865	57	2:05.258	1:10.777	7	1:59.774	1:17.115	57	2:02.840	1:29.539	43	1:58.811	1:32.420
43	1:57.196	2:49.532	43	1:57.717	1:11.363	11	1:58.558	1:13.459	157	1:58.806	1:23.212	11	2:08.250	1:33.939	202	2:09.987	2 Laps
10	3:41.864	2:58.532	27	1:57.933	1:23.346	157	1:57.804	1:15.219	43	1:58.809	1:24.951	27	1:59.113	1:35.336	27	1:59.010	1:44.303
27	2:07.710	3:01.293	15	1:58.924	1:26.393	43	1:57.823	1:16.646	9	2:18.938	3 Laps	25	1:55.117	1:37.853	25	1:59.309	1:46.108
15	2:07.134	3:02.185	25	1:57.642	1:34.431	507	2:06.721	1 Lap	57	2:02.840	1:29.539	57	2:03.636	1:46.747	11	2:00.665	1:46.860
9	2:36.715	2 Laps	10	2:04.303	1:40.457	27	1:58.090	1:29.807	11	2:08.250	1:33.939	27	1:59.010	1:44.303	27	1:59.010	1:44.303
42	2:15.404	1 Lap	33	2:15.091	2 Laps	25	1:56.300	1:37.191	507	2:02.389	1 Lap	25	1:55.113	1:37.853	25	1:59.309	1:46.108
18	2:04.784	3:12.803	12	1:58.015	1:43.194	15	2:01.314	1:38.009	27	1:57.117	1:35.336	57	2:03.636	1:46.747	57	2:03.636	1:46.747
25	1:56.958	3:12.877	50	2:00.545	1:47.276	12	1:59.916	1:52.989	15	1:59.908	1:48.124	11	2:00.665	1:46.860			
50	2:08.586	3:16.778	24	2:01.532	1:49.381	Lap 16											
12	1:58.183	3:18.595	5	2:09.392	1:53.846	6	1:55.784			Lap 18		Lap 20					
24	1:57.940	3:23.375	Lap 14						6	1:54.090			6	1:54.920			
202	2:08.924	1 Lap	6	1:55.222	10	2:02.987	1 Lap	12	1:58.751	1 Lap	507	2:05.375	2 Laps	507	2:05.375	2 Laps	
Lap 12						50	1:59.601	1 Lap	50	1:59.522	1 Lap	15	2:00.769	1 Lap	15	2:00.769	1 Lap
6	3:32.061	23	1:58.014	1 Lap	18	2:02.245	1 Lap	24	1:59.133	1 Lap	12	1:59.751	1 Lap	12	1:59.751	1 Lap	
411	1:58.222	1 Lap	411	1:58.222	1 Lap	411	1:58.486	1 Lap	10	2:02.980	1 Lap	24	2:01.210	1 Lap	24	2:01.210	1 Lap
28	2:03.754	1 Lap	28	2:03.754	1 Lap	23	2:00.561	1 Lap	5	2:00.636	1 Lap	50	1:59.870	1 Lap	50	1:59.870	1 Lap
607	2:00.422	1 Lap	607	2:00.422	1 Lap	42	2:06.995	2 Laps	411	1:58.101	1 Lap	9	2:19.971	4 Laps	9	2:19.971	4 Laps
204	4:03.289	1 Lap	204	4:03.289	1 Lap	33	2:16.240	3 Laps	18	2:01.419	1 Lap	411	2:00.087	1 Lap	411	2:00.087	1 Lap
57	2:10.845	49.475	57	2:10.845	49.475	607	1:59.095	1 Lap	23	2:00.863	1 Lap	10	2:04.347	1 Lap	10	2:04.347	1 Lap
7	3:38.311	50.331	7	3:38.311	50.331	28	2:02.241	1 Lap	42	2:05.731	2 Laps	5	2:00.842	1 Lap	5	2:00.842	1 Lap
151	1:54.456	56.654	151	1:54.456	56.654	604	1:53.894	53.466	607	2:00.001	1 Lap	18	2:01.419	1 Lap	18	2:01.419	1 Lap
11	3:51.765	59.230	11	3:51.765	59.230	151	1:55.990	53.638	28	2:01.000	1 Lap	23	2:01.496	1 Lap	23	2:01.496	1 Lap
90	1:54.369	1:01.377	90	1:54.369	1:01.377	90	1:56.807	56.764	604	1:54.153	54.805	604	1:55.684	56.157	604	1:55.684	56.157
507	2:04.475	1 Lap	507	2:04.475	1 Lap	202	2:15.230	2 Laps	90	1:56.131	58.809	90	1:56.131	58.809	607	2:00.609	1 Lap
604	2:02.338	1:04.205	604	2:02.338	1:04.205	9	2:17.566	3 Laps	151	1:57.758	59.640	90	1:55.664	59.984	90	1:55.664	59.984
157	3:33.655	1:06.290	157	3:33.655	1:06.290	204	2:02.426	1 Lap	33	2:10.760	3 Laps	151	1:56.182	1:02.307	151	1:56.182	1:02.307
43	1:58.047	1:15.518	43	1:58.047	1:15.518	7	1:59.360	1:11.561	204	2:02.096	1 Lap	28	2:02.835	1 Lap	28	2:02.835	1 Lap
27	1:58.053	1:27.285	27	1:58.053	1:27.285	157	1:59.191	1:18.626	7	2:00.901	1:23.926	42	2:08.568	2 Laps	42	2:08.568	2 Laps
33	2:25.136	2 Laps	33	2:25.136	2 Laps							42	2:08.568	2 Laps			



## National GT Challenge/P9 Challenge

### Mugello Racing Weekend

#### Gara 1

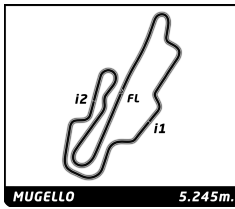
#### Analysis by lap

Lapped ■

No	Lap Time	Gap	No	Lap Time	Gap	No	Lap Time	Gap	No	Lap Time	Gap	No	Lap Time	Gap
7	1:59.124	1:32.122												
157	1:59.173	1:32.626												
43	1:58.408	1:35.908												
33	2:13.821	3 Laps												
204	2:04.603	1 Lap												
27	1:57.955	1:47.338												
25	1:56.776	1:47.964												
11	2:00.331	1:52.271												

#### Lap 21

6	1:55.631	
57	2:03.957	1 Lap
202	2:19.153	3 Laps
15	2:01.232	1 Lap
507	2:06.259	2 Laps
12	2:01.763	1 Lap
24	1:58.158	1 Lap
50	2:00.243	1 Lap
411	2:00.149	1 Lap
5	2:01.727	1 Lap
10	2:07.880	1 Lap
9	2:20.095	4 Laps
18	2:01.540	1 Lap
23	2:01.741	1 Lap
604	1:53.177	53.703
151	1:56.898	1:03.574
607	2:01.813	1 Lap
28	2:03.022	1 Lap
42	2:09.441	2 Laps
7	1:58.560	1:35.051
157	1:58.762	1:35.757
43	1:58.731	1:39.008
90	2:36.482	1:40.835
204	2:02.496	1 Lap
25	1:57.829	1:50.162
27	1:59.349	1:51.056
11	2:00.558	1:57.198
33	2:19.203	3 Laps



# National GT Challenge/P9 Challenge

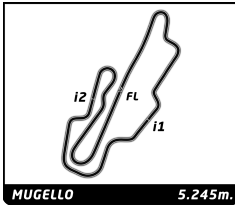
## Mugello Racing Weekend

### Gara 1

## Sector Analysis

— Invalidated Lap    ■ Personal Best    ■ Session Best    B Crossing the pit lane

Lap	D	Time	Sector 1	Sector 2	Sector 3	Kph	Elapsed	Lap	D	Time	Sector 1	Sector 2	Sector 3	Kph	Elapsed									
<b>5</b>	<b>BEST LAP</b> Ferrari 488 Challenge EVO 1.Stefano MAESTRI GT CUP 2 2.Alberto RODIO							4	1	1:55.519	39.246	35.882	40.391	163.5	7:51.320									
	1	1	2:26.493	1:04.322	39.370	42.801	128.9	2:26.493	5	1	1:55.682	<b>38.720</b>	<b>35.851</b>	41.111	163.2	9:47.002								
	2	1	2:00.948	41.662	37.676	41.610	156.1	4:27.441	6	1	1:55.340	39.053	36.066	<b>40.221</b>	163.7	11:42.342								
	3	1	1:58.444	40.761	<b>36.743</b>	40.940	159.4	6:25.885	7	1	1:55.909	39.119	36.309	40.481	162.9	13:38.251								
	4	1	<b>1:58.389</b>	<b>40.039</b>	37.435	<b>40.915</b>	159.5	8:24.274	8	1	1:56.043	39.245	36.366	40.432	162.7	15:34.294								
	5	1	1:58.573	40.145	37.329	41.099	159.2	10:22.847	9	1	1:56.540	38.961	36.992	40.587	162.0	17:30.834								
	6	1	1:58.565	40.180	37.139	41.246	159.3	12:21.412	10	1	1:56.011	39.406	36.128	40.477	162.8	19:26.845								
	7	1	1:58.946	40.105	37.635	41.206	158.7	14:20.358	11	1	1:56.764	39.201	36.944	40.619	161.7	21:23.609								
	8	1	1:58.691	40.318	37.305	41.068	159.1	16:19.049	12	1	3:38.311 <b>B</b>	40.237	36.303	2:21.771	86.5	25:01.920								
	9	1	1:58.769	40.359	37.345	41.065	159.0	18:17.818	13	2	2:07.132	47.657	37.702	41.773	148.5	27:09.052								
	10	1	2:00.653	40.600	37.450	42.603	156.5	20:18.471	14	2	2:01.191	41.149	38.122	41.920	155.8	29:10.243								
	11	1	1:58.420	40.171	37.284	40.965	159.4	22:16.891	15	2	2:00.833	40.414	38.661	41.758	156.3	31:11.076								
	12	1	3:41.024 <b>B</b>	40.154	39.951	2:20.919	85.4	25:57.915	16	2	1:59.360	40.340	37.380	41.640	158.2	33:10.436								
	13	2	2:09.392	47.758	38.802	42.832	145.9	28:07.307	17	2	1:59.774	40.326	37.815	41.633	157.6	35:10.210								
	14	2	2:01.365	41.288	37.925	42.152	155.6	30:08.672	18	2	2:00.901	40.476	37.536	42.889	156.2	37:11.111								
	15	2	2:00.466	40.543	37.658	42.265	156.7	32:09.138	19	2	1:58.702	40.290	37.245	41.167	159.1	39:09.813								
	16	2	2:00.851	41.264	37.727	41.860	156.2	34:09.989	20	2	1:59.124	40.002	37.233	41.889	158.5	41:08.937								
	17	2	2:00.636	40.568	37.930	42.138	156.5	36:10.625	21	2	1:58.560	39.940	37.324	41.296	159.3	43:07.497								
	18	2	2:02.488	41.031	39.424	42.033	154.2	38:13.113								<b>9</b>		<b>TEAM CARS RACING</b> Porsche Carrera GT3 1.Alessandro REVELLO GT CUP 2						
	19	2	2:00.842	40.974	37.939	41.929	156.3	40:13.955	1	1	2:43.238	1:07.615	45.325	50.298	115.7	2:43.238	1	1	2:43.238	1:07.615	45.325	50.298	115.7	2:43.238
	20	2	2:01.727	40.647	38.619	42.461	155.1	42:15.682	2	1	2:21.845	47.945	44.940	48.960	133.1	5:05.083	2	1	2:21.845	47.945	44.940	48.960	133.1	5:05.083
	<b>6</b>	<b>Rangoni Corse</b> Lamborghini Huracan ST 1.Gabriele TORELLI GT CUP 1 2.Davide GAGGIANESI							3	1	2:20.931	47.417	45.207	48.307	134.0	7:26.014	3	1	2:20.931	47.417	45.207	48.307	134.0	7:26.014
1		1	1:56.981	43.667	34.719	38.595	161.4	1:56.981	4	1	2:22.819	47.645	46.075	49.099	132.2	9:48.833	4	1	2:22.819	47.645	46.075	49.099	132.2	9:48.833
2		1	<b>1:50.584</b>	<b>37.643</b>	<b>34.430</b>	<b>38.511</b>	170.7	3:47.565	5	1	2:24.690	47.865	46.966	49.859	130.5	12:13.523	5	1	2:24.690	47.865	46.966	49.859	130.5	12:13.523
3		1	1:51.371	37.823	34.820	38.728	169.5	5:38.936	6	1	2:23.058	46.684	47.324	49.050	132.0	14:36.581	6	1	2:23.058	46.684	47.324	49.050	132.0	14:36.581
4		1	1:51.523	37.801	34.744	38.978	169.3	7:30.459	7	1	2:18.033	46.009	44.337	47.687	136.8	16:54.614	7	1	2:18.033	46.009	44.337	47.687	136.8	16:54.614
5		1	1:52.840	39.143	34.974	38.723	167.3	9:23.299	8	1	4:12.751 <b>B</b>	46.182	44.857	2:41.712	74.7	21:07.365	8	1	4:12.751 <b>B</b>	46.182	44.857	2:41.712	74.7	21:07.365
6		1	1:52.156	38.158	35.256	38.742	168.4	11:15.455	9	1	2:36.715	59.949	47.569	49.197	120.5	23:44.080	9	1	2:36.715	59.949	47.569	49.197	120.5	23:44.080
7		1	1:53.384	38.196	36.323	38.865	166.5	13:08.839	10	1	2:22.792	47.138	47.645	48.009	132.2	26:06.872	10	1	2:22.792	47.138	47.645	48.009	132.2	26:06.872
8		1	1:51.627	38.040	34.891	38.696	169.2	15:00.466	11	1	2:19.036	46.164	44.527	48.345	135.8	28:25.908	11	1	2:19.036	46.164	44.527	48.345	135.8	28:25.908
9		1	1:54.017	37.797	35.218	41.002	165.6	16:54.483	12	1	<b>2:16.667</b>	45.668	<b>44.717</b>	<b>46.282</b>	138.2	30:42.575	12	1	<b>2:16.667</b>	45.668	<b>44.717</b>	<b>46.282</b>	138.2	30:42.575
10		1	1:52.160	38.229	34.943	38.988	168.3	18:46.643	13	1	2:17.566	<b>45.074</b>	<b>43.308</b>	49.184	137.3	33:00.141	13	1	2:17.566	<b>45.074</b>	<b>43.308</b>	49.184	137.3	33:00.141
11		1	1:52.885	38.220	35.139	39.526	167.3	20:39.528	14	1	2:18.938	45.976	44.608	48.354	135.9	35:19.079	14	1	2:18.938	45.976	44.608	48.354	135.9	35:19.079
12		1	3:32.061 <b>B</b>	38.480	35.290	2:18.291	89.0	24:11.589	15	1	2:23.961	47.577	46.489	49.895	131.2	37:43.040	15	1	2:23.961	47.577	46.489	49.895	131.2	37:43.040
13		2	2:01.872	45.595	35.828	40.449	154.9	26:13.461	16	1	2:19.971	46.425	45.634	47.912	134.9	40:03.011	16	1	2:19.971	46.425	45.634	47.912	134.9	40:03.011
14		2	1:55.222	39.655	35.964	39.603	163.9	28:08.683	17	1	2:20.095	46.212	45.950	47.933	134.8	42:23.106	17	1	2:20.095	46.212	45.950	47.933	134.8	42:23.106
15		2	1:54.408	38.960	35.818	39.630	165.0	30:03.091								<b>10</b>		<b>TEAM JOCHER</b> BENTLEY Continental GT3 1.Matthias JOCHER GTX 2.Stephan JOCHER						
16		2	1:55.784	38.893	36.457	40.434	163.1	31:58.875	1	1	2:16.560	56.308	38.051	42.201	138.3	2:16.560	1	1	2:16.560	56.308	38.051	42.201	138.3	2:16.560
17		2	1:54.220	38.730	36.046	39.444	165.3	33:53.095	2	1	2:00.341	40.765	38.009	41.567	156.9	4:16.901	2	1	2:00.341	40.765	38.009	41.567	156.9	4:16.901
18		2	1:54.090	38.628	35.546	39.916	165.5	35:47.185	3	1	1:55.965	40.142	35.630	<b>40.193</b>	162.8	6:12.866	3	1	1:55.965	40.142	35.630	<b>40.193</b>	162.8	6:12.866
19		2	1:54.710	38.712	35.752	40.246	164.6	37:41.895	4	1	1:57.746	39.780	37.378	40.588	160.4	8:10.612	4	1	1:57.746	39.780	37.378	40.588	160.4	8:10.612
20		2	1:54.920	38.691	35.676	40.553	164.3	39:36.815	5	1	1:57.367	39.503	37.173	40.691	160.9	10:07.979	5	1	1:57.367	39.503	37.173	40.691	160.9	10:07.979
21		2	1:55.631	38.714	36.633	40.284	163.3	41:32.446	6	1	2:02.396	39.491	39.328	43.577	154.3	12:10.375	6	1	2:02.396	39.491	39.328	43.577	154.3	12:10.375
<b>7</b>	<b>TRACK AND GO</b> Porsche 992 GT3 CUP 1.Alberto Jr. FULGORI GT CUP 2 2.Danilo PAOLETTI							7	1	1:56.384	40.242	35.937	40.205	162.2	14:06.759	7	1	1:56.384	40.242	35.937	40.205	162.2	14:06.759	
	1	1	2:04.371	47.023	37.004	40.344	151.8	2:04.371	8	1	1:58.299	39.224	37.682	41.393	159.6	16:05.058	8	1	1:58.299	39.224	37.682	41.393	159.6	16:05.058
	2	1	1:56.357	39.713	36.060	40.584	162.3	4:00.728	9	1	<b>1:54.997</b>	<b>38.956</b>	<b>35.378</b>	40.663	164.2	18:00.055	9	1	<b>1:54.997</b>	<b>38.956</b>	<b>35.378</b>	40.663	164.2	18:00.055
	3	1	<b>1:55.073</b>	38.869	35.975	40.229	164.1	5:55.801	10	1	1:56.141	39.442	35.976	40.723	162.6	19:56.196	10	1	1:56.141	39.442	35.976	40.723	162.6	19:56.196
								11	1	3:41.864 <b>B</b>	39.362	36.012	2:26.490	85.1	23:38.060	11	1	3:41.864 <b>B</b>	39.362	36.012	2:26.490	85.1	23:38.060	
								12	2	2:11.555	51.245	38.323	41.987	143.5	25:49.615	12	2	2:11.555	51.245	38.323	41.987	143.5	25:49.615	
								13	2	2:04.303	42.563	38.566	43.174	151.9	27:53.918	13	2	2:04.303	42.563	38.566	43.174	151.9	27:53.918	
								14	2	2:02.739	41.673	38.561	42.505	153.8	29:56.657	14	2	2:02.739	41.673	38.561	42.505	153.8	29:56.657	



# National GT Challenge/P9 Challenge

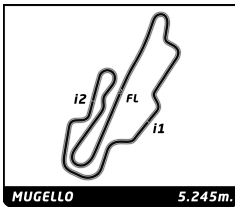
## Mugello Racing Weekend

### Gara 1

## Sector Analysis

— Invalidated Lap    ■ Personal Best    ■ Session Best    B Crossing the pit lane

Lap	D	Time	Sector 1	Sector 2	Sector 3	Kph	Elapsed	Lap	D	Time	Sector 1	Sector 2	Sector 3	Kph	Elapsed	
15	2	2:02.987	41.800	38.867	42.320	153.5	31:59.644	<b>15</b>	<b>BEST LAP</b>						Ferrari 488 Challenge EVO	
16	2	2:04.157	41.430	40.616	42.111	152.1	34:03.801		1.Domenico Vincenzo GOLIA						GT CUP 2	
17	2	2:02.980	41.427	38.730	42.823	153.5	36:06.781		2.Giovanni DE CUNTIS							
18	2	2:02.617	41.648	38.774	42.195	154.0	38:09.398		1	1	2:07.692	48.709	37.863	41.120	147.9	2:07.692
19	2	2:04.347	41.207	40.547	42.593	151.8	40:13.745		2	1	1:59.059	40.894	37.267	40.898	158.6	4:06.751
20	2	2:07.880	43.071	40.052	44.757	147.7	42:21.625		3	1	1:57.876	39.662	37.038	41.176	160.2	6:04.627
									4	1	1:57.844	39.621	36.876	41.347	160.2	8:02.471
<b>11</b>	<b>SCUDERIA EMME</b>						Ferrari 488 Challenge EVO									
	1.Rodolfo MASSARO						GT CUP 2									
	2.Maia MENEGHIN															
	1	1	2:00.344	44.970	35.814	39.560	156.9	2:00.344	5	1	1:59.083	40.504	37.236	41.343	158.6	10:01.554
	2	1	1:54.509	38.948	35.908	39.653	164.9	3:54.853	6	1	1:59.431	40.119	37.981	41.331	158.1	12:00.985
	3	1	1:54.657	39.136	35.795	39.726	164.7	5:49.510	7	1	1:57.458	39.887	36.860	40.711	160.8	13:58.443
	4	1	1:54.658	39.097	35.822	39.739	164.7	7:44.168	8	1	1:57.342	39.841	36.898	40.603	160.9	15:55.785
<b>18</b>	<b>BEST LAP</b>						Ferrari 488 GT3									
	1.Maurizio PITORRI						GT3									
	2.Gianluigi SIMONELLI															
	1	1	2:04.534	46.770	36.768	40.996	151.6	2:04.534	9	1	1:57.770	39.914	37.112	40.744	160.3	17:53.555
	2	1	1:58.856	40.799	37.206	40.851	158.9	4:03.390	10	1	3:41.024	40.019	36.943	2:24.062	85.4	21:34.579
	3	1	2:01.623	41.335	38.124	42.164	155.3	6:05.013	11	2	2:07.134	47.460	38.081	41.593	148.5	23:41.713
	4	1	2:00.397	41.581	37.310	41.506	156.8	8:05.410	12	2	1:59.217	40.273	37.675	41.269	158.4	25:40.930
<b>12</b>	<b>TEAM CARS RACING</b>						992 GT3 CUP									
	1.Fabrizio FEDE						GT CUP 2									
	1	1	2:13.910	53.323	38.778	41.809	141.0	2:13.910	13	2	1:58.924	39.977	37.529	41.418	158.8	27:39.854
	2	1	1:59.485	40.419	37.242	41.824	158.0	4:13.395	14	2	1:59.932	40.774	37.623	41.535	157.4	29:39.786
	3	1	1:58.755	40.726	37.357	40.672	159.0	6:12.150	15	2	2:01.314	40.755	38.344	42.215	155.6	31:41.100
	4	1	1:58.096	40.031	37.476	40.589	159.9	8:10.246	16	2	2:00.211	40.590	37.879	41.742	157.1	33:41.311
	5	1	1:59.268	41.108	37.303	40.857	158.3	10:09.514	17	2	1:59.908	40.458	37.515	41.935	157.5	35:41.219
<b>23</b>	<b>FORMULA RACING</b>						Ferrari 488 Challenge EVO									
	1.Thomas PETERSEN						GT CUP 2									
	1	1	2:24.960	1:00.097	40.561	44.302	130.3	2:24.960	18	2	2:00.543	40.714	37.727	42.102	156.6	37:41.762
	2	1	2:00.073	41.451	37.722	40.900	157.3	4:25.033	19	2	2:00.769	41.385	37.707	41.677	156.3	39:42.531
	3	1	2:00.697	40.499	39.006	41.192	156.4	6:25.730	20	2	2:01.232	40.965	37.919	42.348	155.8	41:43.763
	4	1	2:01.715	40.980	39.138	41.597	155.1	8:27.445								



# National GT Challenge/P9 Challenge

## Mugello Racing Weekend

### Gara 1

## Sector Analysis

— Invalidated Lap    ■ Personal Best    ■ Session Best    B Crossing the pit lane

Lap	D	Time	Sector 1	Sector 2	Sector 3	Kph	Elapsed	Lap	D	Time	Sector 1	Sector 2	Sector 3	Kph	Elapsed
5	1	2:01.958	40.258	38.050	43.650	154.8	10:29.403	14	2	1:56.090	39.857	36.069	40.164	162.6	29:43.982
6	1	1:59.836	40.392	38.096	41.348	157.6	12:29.239	15	2	1:56.300	39.642	36.290	40.368	162.4	31:40.282
7	1	2:00.745	40.402	38.319	42.024	156.4	14:29.984	16	2	1:55.553	39.500	36.169	39.884	163.4	33:35.835
8	1	3:46.319B	40.091	37.660	2:28.568	83.4	18:16.303	17	2	1:55.113	39.232	35.950	39.931	164.0	35:30.948
9	1	2:05.387	46.830	36.982	41.575	150.6	20:21.690	18	2	1:57.746	39.792	37.371	40.583	160.4	37:28.694
10	1	2:01.208	39.920	39.478	41.810	155.8	22:22.898	19	2	1:59.309	40.409	37.749	41.151	158.3	39:28.003
11	1	1:58.014	39.874	36.862	41.278	160.0	24:20.912	20	2	1:56.776	39.681	36.886	40.209	161.7	41:24.779
12	1	1:57.791	39.798	36.669	41.324	160.3	26:18.703	21	2	1:57.829	39.902	36.853	41.074	160.2	43:22.608
13	1	2:00.765	40.473	38.652	41.640	156.4	28:19.468								
14	1	1:59.835	41.024	37.417	41.394	157.6	30:19.303								
15	1	2:00.561	40.491	38.064	42.006	156.6	32:19.864								
16	1	1:58.775	40.188	37.475	41.112	159.0	34:18.639								
17	1	2:00.863	40.395	38.001	42.467	156.2	36:19.502								
18	1	2:01.989	40.763	38.901	42.325	154.8	38:21.491								
19	1	2:01.496	41.285	38.037	42.174	155.4	40:22.987								
20	1	2:01.741	40.756	38.614	42.371	155.1	42:24.728								

**24** RC MOTORSPORT  
 1.Matteo MARULLA  
 2.Gian Luca GIRAUDI  
 Ferrari 488 Challenge EVO  
 GT CUP 2

1	1	2:14.622	54.314	38.187	42.121	140.3	2:14.622
2	1	1:58.467	40.397	37.294	40.776	159.4	4:13.089
3	1	1:58.431	40.255	37.149	41.027	159.4	6:11.520
4	1	1:58.088	39.886	37.418	40.784	159.9	8:09.608
5	1	1:58.288	40.118	37.193	40.977	159.6	10:07.896
6	1	2:03.308	40.346	38.958	44.004	153.1	12:11.204
7	1	1:59.852	40.738	37.617	41.497	157.5	14:11.056
8	1	3:49.226B	40.263	38.039	2:30.924	82.4	18:00.282
9	2	2:07.260	48.166	37.667	41.427	148.4	20:07.542
10	2	1:57.421	39.724	36.788	40.909	160.8	22:04.963
11	2	1:57.940	39.736	37.076	41.128	160.1	24:02.903
12	2	1:58.407	39.720	37.119	41.568	159.5	26:01.310
13	2	2:01.532	41.885	38.104	41.543	155.4	28:02.842
14	2	1:58.457	39.660	37.916	40.881	159.4	30:01.299
15	2	2:00.930	41.388	37.445	42.097	156.1	32:02.229
16	2	1:59.176	40.278	37.981	40.917	158.4	34:01.405
17	2	1:59.133	40.021	36.996	42.116	158.5	36:00.538
18	2	1:58.679	40.520	37.264	40.895	159.1	37:59.217
19	2	2:01.210	40.064	37.489	43.657	155.8	40:00.427
20	2	1:58.158	39.874	37.113	41.171	159.8	41:58.585

**25** SEVEN HILLS MOTORSPORT  
 1.Barkin PINAR  
 2.Nicholas RISITANO  
 Ferrari 488 Challenge EVO  
 GT CUP 2

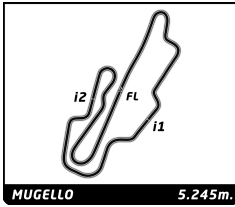
1	1	2:11.756	52.824	38.052	40.880	143.3	2:11.756
2	1	1:59.009	39.868	37.562	41.579	158.7	4:10.765
3	1	1:58.021	39.901	37.241	40.879	160.0	6:08.786
4	1	1:58.592	39.991	37.119	41.482	159.2	8:07.378
5	1	1:59.376	40.440	37.132	41.804	158.2	10:06.754
6	1	2:03.451	40.474	39.348	43.629	153.0	12:10.205
7	1	2:00.196	41.476	37.444	41.276	157.1	14:10.401
8	1	3:43.379B	40.440	38.246	2:24.693	84.5	17:53.780
9	2	2:05.034	47.351	36.801	40.882	151.0	19:58.814
10	2	1:56.633	39.826	36.110	40.697	161.9	21:55.447
11	2	1:56.958	40.250	36.409	40.299	161.4	23:52.405
12	2	1:57.845	40.373	36.927	40.545	160.2	25:50.250
13	2	1:57.642	40.025	37.180	40.437	160.5	27:47.892

**27** GRT MOTORSPORT  
 1.Michele GIRAUDI  
 2.Giovanni GIRAUDI  
 Ferrari 488 Challenge EVO  
 GT CUP 2

1	1	2:06.954	48.243	37.272	41.439	148.7	2:06.954
2	1	2:00.084	40.961	37.171	41.952	157.2	4:07.038
3	1	1:58.158	40.574	36.663	40.921	159.8	6:05.196
4	1	1:59.399	40.888	37.204	41.307	158.1	8:04.595
5	1	1:58.341	40.433	36.990	40.918	159.6	10:02.936
6	1	1:58.763	40.123	37.811	40.829	159.0	12:01.699
7	1	1:57.700	40.126	36.692	40.882	160.4	13:59.399
8	1	1:58.474	40.498	36.888	41.088	159.4	15:57.873
9	1	1:58.080	40.413	36.862	40.805	159.9	17:55.953
10	1	3:37.158B	39.985	36.954	2:20.219	87.0	21:33.111
11	2	2:07.710	47.978	37.077	42.655	147.9	23:40.821
12	2	1:58.053	39.980	36.832	41.241	159.9	25:38.874
13	2	1:57.933	40.289	36.849	40.795	160.1	27:36.807
14	2	1:58.001	40.277	36.569	41.155	160.0	29:34.808
15	2	1:58.090	39.961	36.729	41.400	159.9	31:32.898
16	2	1:58.416	40.104	36.922	41.390	159.5	33:31.314
17	2	1:57.117	39.898	36.549	40.670	161.2	35:28.431
18	2	1:58.757	39.864	38.018	40.875	159.0	37:27.188
19	2	1:59.010	39.789	38.314	40.907	158.7	39:26.198
20	2	1:57.955	39.939	36.778	41.238	160.1	41:24.153
21	2	1:59.349	39.934	37.248	42.167	158.2	43:23.502

**28** TEAM CARS RACING  
 1.Filippo FRANGIONI  
 2.Edoardo CASAZZA  
 Porsche 911 GT3 CUP  
 GT CUP 2

1	1	2:15.052	52.646	39.179	43.227	139.8	2:15.052
2	1	2:01.458	41.727	37.955	41.776	155.5	4:16.510
3	1	2:01.407	42.182	37.784	41.441	155.5	6:17.917
4	1	2:00.266	41.206	37.593	41.467	157.0	8:18.183
5	1	2:00.240	41.053	37.632	41.555	157.0	10:18.423
6	1	2:00.574	41.089	37.881	41.604	156.6	12:18.997
7	1	2:01.744	41.493	38.008	42.243	155.1	14:20.741
8	1	3:46.594B	41.785	38.223	2:26.586	83.3	18:07.335
9	2	2:11.967	48.723	39.234	44.010	143.1	20:19.302
10	2	2:05.405	41.668	39.610	44.127	150.6	22:24.707
11	2	2:03.754	42.287	39.122	42.345	152.6	24:28.461
12	2	2:01.183	41.187	37.893	42.103	155.8	26:29.644
13	2	2:01.927	41.306	38.263	42.358	154.9	28:31.571
14	2	2:03.855	41.365	39.790	42.700	152.5	30:35.426
15	2	2:02.241	41.763	38.607	41.871	154.5	32:37.667
16	2	2:01.710	40.945	38.491	42.274	155.1	34:39.377
17	2	2:01.000	41.225	37.820	41.955	156.0	36:40.377
18	2	2:02.581	41.852	37.809	42.920	154.0	38:42.958
19	2	2:02.835	41.107	38.791	42.937	153.7	40:45.793
20	2	2:03.022	40.993	38.841	43.188	153.5	42:48.815



# National GT Challenge/P9 Challenge

## Mugello Racing Weekend

### Gara 1

## Sector Analysis

— Invalidated Lap    ■ Personal Best    ■ Session Best    B Crossing the pit lane

Lap	D	Time	Sector 1	Sector 2	Sector 3	Kph	Elapsed	Lap	D	Time	Sector 1	Sector 2	Sector 3	Kph	Elapsed
-----	---	------	----------	----------	----------	-----	---------	-----	---	------	----------	----------	----------	-----	---------

33 SR&R SRL							Ferrari 458 CHALLENGE EVO						
1.Emilio Gennaro ROCCHI							GT CUP 3						
2. ARAMIS													
1	1	2:45.173	1:07.947	46.033	51.193	114.3	2:45.173						
2	1	2:21.605	48.932	44.423	48.250	133.3	5:06.778						
3	1	2:20.405	46.219	45.265	48.921	134.5	7:27.183						
4	1	2:22.840	46.941	46.773	49.126	132.2	9:50.023						
5	1	2:25.124	48.804	48.712	47.608	130.1	12:15.147						
6	1	2:21.924	45.493	47.427	49.004	133.0	14:37.071						
7	1	2:18.725	45.745	44.664	48.316	136.1	16:55.796						
8	1	2:20.319	45.604	44.988	49.727	134.6	19:16.115						
9	1	3:59.449B	45.577	44.695	2:29.177	78.9	23:15.564						
10	2	2:25.136	52.536	43.471	49.129	130.1	25:40.700						
11	2	2:15.091	44.967	43.142	46.982	139.8	27:55.791						
12	2	2:16.302	44.481	44.700	47.121	138.5	30:12.093						
13	2	2:16.240	46.735	44.000	45.505	138.6	32:28.333						
14	2	2:09.418	42.833	41.075	45.510	145.9	34:37.751						
15	2	2:10.760	43.769	41.075	45.916	144.4	36:48.511						
16	2	2:10.614	43.582	40.659	46.373	144.6	38:59.125						
17	2	2:13.821	43.803	41.889	48.129	141.1	41:12.946						
18	2	2:19.203	46.208	45.657	47.338	135.6	43:32.149						

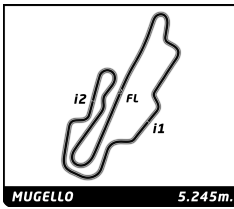
42 TEAM CARS RACING							Porsche 992 GT3 CUP						
1.Marco SQUILLACI							GT CUP 2						
2.Emanuele ROMANI													
1	1	2:25.936	57.631	42.611	45.694	129.4	2:25.936						
2	1	2:12.098	44.981	42.460	44.657	142.9	4:38.034						
3	1	2:09.722	43.901	41.468	44.353	145.6	6:47.756						
4	1	2:09.767	43.731	41.661	44.375	145.5	8:57.523						
5	1	2:09.210	43.296	41.368	44.546	146.1	11:06.733						
6	1	2:09.271	43.203	41.816	44.252	146.1	13:16.004						
7	1	2:08.209	42.946	41.229	44.034	147.3	15:24.213						
8	1	2:11.591	44.516	42.651	44.424	143.5	17:35.804						
9	1	4:00.826B	44.518	41.406	2:34.902	78.4	21:36.630						
10	2	2:15.404	50.685	40.680	44.039	139.4	23:52.034						
11	2	2:07.776	43.013	40.886	43.877	147.8	25:59.810						
12	2	2:08.904	43.066	41.190	44.648	146.5	28:08.714						
13	2	2:04.864	42.120	39.854	42.890	151.2	30:13.578						
14	2	2:06.995	42.686	40.665	43.644	148.7	32:20.573						
15	2	2:04.255	41.581	39.477	43.197	152.0	34:24.828						
16	2	2:05.731	41.963	40.310	43.458	150.2	36:30.559						
17	2	2:07.314	42.894	40.966	43.454	148.3	38:37.873						
18	2	2:08.568	42.253	42.371	43.944	146.9	40:46.441						
19	2	2:09.441	42.597	41.210	45.634	145.9	42:55.882						

43 BEST LAP							Ferrari 488 Challenge EVO						
1.Riccardo ROMAGNOLI							GT CUP 2						
2.Elio MARCHETTI													
1	1	2:05.508	47.549	37.057	40.902	150.4	2:05.508						
2	1	1:58.536	40.652	36.968	40.916	159.3	4:04.044						
3	1	1:57.711	40.249	37.099	40.363	160.4	6:01.755						
4	1	1:56.935	39.789	36.327	40.819	161.5	7:58.690						
5	1	1:57.388	39.808	36.499	41.081	160.9	9:56.078						
6	1	1:57.620	40.505	36.744	40.371	160.5	11:53.698						
7	1	1:56.666	39.844	36.461	40.361	161.8	13:50.364						

50 FORMULA RACING							Ferrari 488 Challenge EVO						
1.Hsuan LEE							GT CUP 2						
8	1	3:39.964B	39.821	36.880	2:23.263	85.8	17:30.328						
9	2	2:04.399	46.020	37.217	41.162	151.8	19:34.727						
10	2	1:57.137	39.880	36.568	40.689	161.2	21:31.864						
11	2	1:57.196	39.814	37.038	40.344	161.1	23:29.060						
12	2	1:58.047	40.037	37.371	40.639	160.0	25:27.107						
13	2	1:57.717	40.196	36.831	40.690	160.4	27:24.824						
14	2	1:57.090	40.109	36.614	40.367	161.3	29:21.914						
15	2	1:57.823	40.311	37.174	40.338	160.3	31:19.737						
16	2	1:59.500	40.019	36.941	42.540	158.0	33:19.237						
17	2	1:58.809	41.097	36.638	41.074	158.9	35:18.046						
18	2	1:57.458	40.246	36.596	40.616	160.8	37:15.504						
19	2	1:58.811	40.624	37.129	41.058	158.9	39:14.315						
20	2	1:58.408	40.150	37.762	40.496	159.5	41:12.723						
21	2	1:58.731	40.256	36.812	41.663	159.0	43:11.454						

50 FORMULA RACING							Ferrari 488 Challenge EVO						
1.Hsuan LEE							GT CUP 2						
1	1	2:08.639	49.640	37.598	41.401	146.8	2:08.639						
2	1	1:59.333	40.534	37.456	41.343	158.2	4:07.972						
3	1	1:58.675	40.162	37.250	41.263	159.1	6:06.647						
4	1	1:59.464	40.255	37.921	41.288	158.1	8:06.111						
5	1	1:58.927	40.361	37.227	41.339	158.8	10:05.038						
6	1	2:01.053	41.102	37.868	42.083	156.0	12:06.091						
7	1	1:59.401	40.214	37.429	41.758	158.1	14:05.492						
8	1	1:59.975	39.871	37.881	42.223	157.4	16:05.467						
9	1	1:59.637	40.394	37.336	41.907	157.8	18:05.104						
10	1	3:42.616B	39.902	37.566	2:25.148	84.8	21:47.720						
11	1	2:08.586	49.190	37.818	41.578	146.8	23:56.306						
12	1	2:03.886	39.843	40.214	43.829	152.4	26:00.192						
13	1	2:00.545	41.687	37.215	41.643	156.6	28:00.737						
14	1	2:00.409	39.851	38.525	42.033	156.8	30:01.146						
15	1	1:59.601	40.030	37.979	41.592	157.9	32:00.747						
16	1	1:59.866	40.308	37.405	42.153	157.5	34:00.613						
17	1	1:59.522	39.899	37.597	42.026	158.0	36:00.135						
18	1	2:01.610	40.767	39.161	41.682	155.3	38:01.745						
19	1	1:59.870	39.967	37.742	42.161	157.5	40:01.615						
20	1	2:00.243	40.879	37.414	41.950	157.0	42:01.858						

57 LEMA RACING							Lamborghini Huracan ST EVO2						
1.Alessandro BRIGATTI							GT CUP 1						
2.Simone CONTI													
1	1	2:01.775	45.719	35.983	40.073	155.1	2:01.775						
2	1	1:54.241	38.718	35.700	39.823	165.3	3:56.016						
3	1	1:54.572	38.721	35.904	39.947	164.8	5:50.588						
4	1	1:54.454	38.952	35.797	39.705	165.0	7:45.042						
5	1	1:56.444	38.929	36.674	40.841	162.2	9:41.486						
6	1	1:54.257	38.864	35.753	39.640	165.3	11:35.743						
7	1	1:54.322	38.922	35.672	39.728	165.2	13:30.065						
8	1	1:54.584	38.849	35.682	40.053	164.8	15:24.649						
9	1	1:55.351	40.137	35.433	39.781	163.7	17:20.000						
10	1	1:54.361	38.605	35.266	40.490	165.1	19:14.361						
11	1	3:35.858B	38.798	35.508	2:21.552	87.5	22:50.219						
12	2	2:10.845	49.158	39.085	42.602	144.3	25:01.064						
13	2	2:02.791	41.408	39.056	42.327	153.8	27:03.855						
14	2	2:04.755	41.720	39.727	43.308	151.4	29:08.610						
15	2	2:05.258	41.745	40.736	42.777	150.7	31:13.868						



# National GT Challenge/P9 Challenge

## Mugello Racing Weekend

### Gara 1

## Sector Analysis

— Invalidated Lap    ■ Personal Best    ■ Session Best    B Crossing the pit lane

Lap	D	Time	Sector 1	Sector 2	Sector 3	Kph	Elapsed	Lap	D	Time	Sector 1	Sector 2	Sector 3	Kph	Elapsed
16	2	2:05.926	41.548	40.171	44.207	149.9	33:19.794	14	2	1:56.205	40.068	35.894	40.243	162.5	29:00.453
17	2	2:02.840	42.119	38.764	41.957	153.7	35:22.634	15	2	1:56.070	39.197	36.813	40.060	162.7	30:56.523
18	2	2:02.372	41.546	39.045	41.781	154.3	37:25.006	16	2	1:55.990	39.251	35.951	40.788	162.8	32:52.513
19	2	2:03.636	41.205	40.175	42.256	152.7	39:28.642	17	2	1:56.554	39.743	36.329	40.482	162.0	34:49.067
20	2	2:03.957	42.100	39.637	42.220	152.3	41:32.599	18	2	1:57.758	39.094	36.608	42.056	160.3	36:46.825
								19	2	1:56.115	39.435	36.370	40.310	162.6	38:42.940
								20	2	1:56.182	39.448	36.568	40.166	162.5	40:39.122
								21	2	1:56.898	39.562	36.639	40.697	161.5	42:36.020

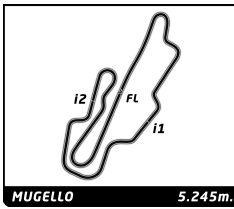
68		SF SQUADRA CORSE SRLS		Lamborghini Huracan ST EVO2			
		1.Pietro ALESSI		GT CUP 1			
		2.Federico DANOVA					
1	1	1:55.602	42.916	34.556	38.130	163.3	1:55.602
2	1	<b>1:49.321</b>	37.249	<b>34.096</b>	<b>37.976</b>	172.7	3:44.923
3	1	1:49.653	<b>37.124</b>	34.144	38.385	172.2	5:34.576
4	1	1:50.809	37.397	34.423	38.989	170.4	7:25.385
5	1	1:50.341	37.567	34.364	38.410	171.1	9:15.726

90		SCUDERIA VESUVIO		Lamborghini Huracan GT3			
		1.Angelo AMBROSIO		GT3			
		2.Pasquale PASTORE					
1	1	2:04.074	46.140	37.034	40.900	152.2	2:04.074
2	1	1:58.932	40.709	37.250	40.973	158.8	4:03.006
3	1	1:56.227	38.858	36.581	40.788	162.5	5:59.233
4	1	1:59.108	39.491	38.409	41.208	158.5	7:58.341
5	1	1:57.049	39.282	36.788	40.979	161.3	9:55.390
6	1	1:56.979	39.477	36.645	40.857	161.4	11:52.369
7	1	1:56.711	38.848	36.794	41.069	161.8	13:49.080
8	1	3:39.441 B	39.555	37.047	2:22.839	86.0	17:28.521
9	2	2:01.423	46.534	35.579	<b>39.310</b>	155.5	19:29.944
10	2	<b>1:53.785</b>	<b>38.384</b>	<b>35.206</b>	40.195	165.9	21:23.729
11	2	1:54.868	39.159	35.803	39.906	164.4	23:18.597
12	2	1:54.369	38.979	35.703	39.687	165.1	25:12.966
13	2	1:54.890	38.980	35.800	40.110	164.3	27:07.856
14	2	1:55.768	38.873	37.086	39.809	163.1	29:03.624
15	2	1:55.208	39.033	35.854	40.321	163.9	30:58.832
16	2	1:56.807	38.678	36.157	41.972	161.7	32:55.639
17	2	1:54.224	38.839	35.937	39.448	165.3	34:49.863
18	2	1:56.131	38.794	36.450	40.887	162.6	36:45.994
19	2	1:55.141	38.792	36.257	40.092	164.0	38:41.135
20	2	1:55.664	39.316	36.038	40.310	163.2	40:36.799
21	2	2:36.482	39.382	49.187	1:07.913	120.7	43:13.281

151		FORMULA RACING		Ferrari 488 Challenge EVO			
		1.Luigi FERRARI		GT CUP 2			
		2.Leonardo MEGNA					
1	1	2:05.726	47.829	36.943	40.954	150.2	2:05.726
2	1	1:57.780	39.887	37.169	40.724	160.3	4:03.506
3	1	1:56.879	40.282	36.037	40.560	161.6	6:00.385
4	1	1:55.913	39.207	36.329	40.377	162.9	7:56.298
5	1	1:56.929	39.976	36.056	40.897	161.5	9:53.227
6	1	1:56.569	40.097	36.045	40.427	162.0	11:49.796
7	1	1:56.043	39.474	36.264	40.305	162.7	13:45.839
8	1	1:55.818	39.632	36.014	40.172	163.0	15:41.657
9	1	1:56.103	39.522	36.074	40.507	162.6	17:37.760
10	1	3:33.894 B	39.843	36.554	2:17.497	88.3	21:11.654
11	2	2:02.133	46.081	35.611	40.441	154.6	23:13.787
12	2	<b>1:54.456</b>	<b>38.972</b>	<b>35.570</b>	<b>39.914</b>	165.0	25:08.243
13	2	1:56.005	39.669	36.114	40.222	162.8	27:04.248

157		BEST LAP		Ferrari 488 Challenge EVO			
		1.Giuseppe MARINARO		GT CUP 2			
		2.Alessandro PALAZZO					
1	1	2:07.908	48.994	37.777	41.137	147.6	2:07.908
2	1	1:57.771	40.275	37.103	40.393	160.3	4:05.679
3	1	1:57.275	39.567	37.334	40.374	161.0	6:02.954
4	1	1:56.130	<b>39.158</b>	36.372	40.600	162.6	7:59.084
5	1	1:57.160	39.812	36.726	40.622	161.2	9:56.244
6	1	1:57.990	40.618	36.814	40.558	160.0	11:54.234
7	1	1:56.840	39.541	36.641	40.658	161.6	13:51.074
8	1	1:57.393	39.361	36.771	41.261	160.8	15:48.467
9	1	<b>1:56.087</b>	39.418	<b>36.304</b>	40.365	162.7	17:44.554
10	1	1:57.239	39.504	37.732	<b>40.003</b>	161.1	19:41.793
11	1	2:02.431	39.184	42.872	40.375	154.2	21:44.224
12	1	3:33.655 B	39.836	36.618	2:17.201	88.4	25:17.879
13	2	2:05.447	47.547	37.064	40.836	150.5	27:23.326
14	2	1:57.180	39.672	36.758	40.750	161.1	29:20.506
15	2	1:57.804	39.581	37.485	40.738	160.3	31:18.310
16	2	1:59.191	39.850	37.721	41.620	158.4	33:17.501
17	2	1:58.806	39.790	36.942	42.074	158.9	35:16.307
18	2	1:56.918	39.815	36.613	40.490	161.5	37:13.225
19	2	1:57.043	39.581	36.853	40.609	161.3	39:10.268
20	2	1:59.173	40.312	37.048	41.813	158.4	41:09.441
21	2	1:58.762	40.975	36.868	40.919	159.0	43:08.203

202		Spirit Race Team		BMW M4 GT4 F82			
		1.Marc WIEZORREK		2b			
1	1	2:28.466	1:01.028	40.989	46.449	127.2	2:28.466
2	1	2:10.660	43.890	41.336	45.434	144.5	4:39.126
3	1	2:09.667	43.138	41.568	44.961	145.6	6:48.793
4	1	2:09.867	43.289	41.499	45.079	145.4	8:58.660
5	1	2:09.025	42.948	41.137	44.940	146.3	11:07.685
6	1	2:10.274	42.707	41.803	45.764	144.9	13:17.959
7	1	2:08.125	42.712	39.950	45.463	147.4	15:26.084
8	1	4:13.995 B	44.432	41.733	2:47.830	74.3	19:40.079
9	1	2:17.288	51.567	40.174	45.547	137.5	21:57.367
10	1	2:08.924	44.440	39.908	44.576	146.5	24:06.291
11	1	<b>2:05.723</b>	<b>42.452</b>	39.204	44.067	150.2	26:12.014
12	1	2:14.583	43.855	42.774	47.954	140.3	28:26.597
13	1	2:16.921	45.309	44.820	46.792	137.9	30:43.518
14	1	2:15.230	44.313	44.053	46.864	139.6	32:58.748
15	1	2:06.235	43.117	39.214	<b>43.904</b>	149.6	35:04.983
16	1	2:07.474	43.644	<b>38.995</b>	44.835	148.1	37:12.457
17	1	2:09.987	44.588	40.539	44.860	145.3	39:22.444
18	1	2:19.153	43.323	48.609	47.221	135.7	41:41.597



# National GT Challenge/P9 Challenge

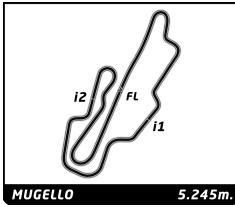
## Mugello Racing Weekend

### Gara 1

## Sector Analysis

— Invalidated Lap    ■ Personal Best    ■ Session Best    B Crossing the pit lane

Lap	D	Time	Sector 1	Sector 2	Sector 3	Kph	Elapsed	Lap	D	Time	Sector 1	Sector 2	Sector 3	Kph	Elapsed	
<b>204</b>	Spirit Race Team							AUDI R8 GT4								
	1.Julian JANSEN							2b								
	1	1	2:16.201	54.094	39.193	42.914	138.6	2:16.201	5	1	2:05.033	42.303	39.450	43.280	151.0	10:44.675
	2	1	2:02.882	42.144	38.092	42.646	153.7	4:19.083	6	1	2:03.759	41.942	39.059	42.758	152.6	12:48.434
	3	1	2:02.354	41.567	38.275	42.512	154.3	6:21.437	7	1	2:03.967	41.847	38.947	43.173	152.3	14:52.401
	4	1	2:01.979	41.288	38.132	42.559	154.8	8:23.416	8	1	4:01.735B	41.778	41.055	2:38.902	78.1	18:54.136
	5	1	2:05.568	42.752	39.034	43.782	150.4	10:28.984	9	1	2:11.428	48.714	38.921	43.793	143.7	21:05.564
	6	1	2:02.587	41.915	38.084	42.588	154.0	12:31.571	10	1	2:03.548	41.825	38.753	42.970	152.8	23:09.112
	7	1	2:03.704	41.648	38.158	43.898	152.6	14:35.275	11	1	2:04.475	41.623	40.238	42.614	151.7	25:13.587
	8	1	2:01.093	41.574	37.513	42.006	155.9	16:36.368	12	1	2:01.428	41.701	38.113	41.614	155.5	27:15.015
	9	1	2:01.545	41.366	37.920	42.259	155.3	18:37.913	13	1	2:00.988	40.925	38.146	41.917	156.1	29:16.003
	10	1	2:03.458	41.489	38.547	43.422	152.9	20:41.371	14	1	2:06.721	41.820	42.509	42.392	149.0	31:22.724
	11	1	4:03.289B	41.652	38.429	2:43.208	77.6	24:44.660	15	1	2:02.163	41.595	38.237	42.331	154.6	33:24.887
	12	1	2:09.437	48.437	38.409	42.591	145.9	26:54.097	16	1	2:02.389	41.232	38.331	42.826	154.3	35:27.276
	13	1	2:02.931	41.872	38.253	42.806	153.6	28:57.028	17	1	2:05.448	42.594	40.336	42.518	150.5	37:32.724
	14	1	2:03.702	41.421	38.868	43.413	152.6	31:00.730	18	1	2:05.375	41.457	39.593	44.325	150.6	39:38.099
	15	1	2:02.426	41.621	38.022	42.783	154.2	33:03.156	19	1	2:06.259	42.014	39.392	44.853	149.5	41:44.358
	16	1	2:02.294	41.414	38.280	42.600	154.4	35:05.450	<b>604</b> HR Spezialfedern GmbH & Co KG 1.Jurgen ALZEN 2.Timo SCHEIBNER BMW M4 GT3 6							
	17	1	2:02.096	41.633	38.111	42.352	154.6	37:07.546								
	18	1	2:01.782	41.516	37.875	42.391	155.0	39:09.328								
	19	1	2:04.603	42.679	38.485	43.439	151.5	41:13.931								
20	1	2:02.496	41.842	38.024	42.630	154.1	43:16.427									
<b>411</b>	TEAM Sussenguth							PORSCHE 911 GT3 CUP GEN II								
	1.Manuel SUSSENGUTH							4b								
	1	1	2:26.487	1:04.456	39.646	42.385	128.9	2:26.487	1	1	1:58.408	44.309	35.370	38.729	159.5	1:58.408
	2	1	2:01.139	42.811	36.969	41.359	155.9	4:27.626	2	1	1:52.361	38.098	35.376	38.887	168.0	3:50.769
	3	1	1:59.657	40.869	37.427	41.361	157.8	6:27.283	3	1	1:51.447	37.531	34.898	39.018	169.4	5:42.216
	4	1	1:58.362	39.753	37.586	41.023	159.5	8:25.645	4	1	1:52.918	38.188	35.784	38.946	167.2	7:35.134
	5	1	1:58.329	39.593	37.261	41.475	159.6	10:23.974	5	1	1:55.024	39.144	36.709	39.171	164.2	9:30.158
	6	1	1:57.903	39.839	37.092	40.972	160.1	12:21.877	6	1	1:53.199	38.551	35.286	39.362	166.8	11:23.357
	7	1	1:58.918	40.018	37.741	41.159	158.8	14:20.795	7	1	1:52.602	38.367	35.196	39.039	167.7	13:15.959
	8	1	1:58.902	40.114	37.636	41.152	158.8	16:19.697	8	1	1:52.877	38.105	35.491	39.281	167.3	15:08.836
	9	1	3:55.885B	40.009	37.795	2:38.081	80.0	20:15.582	9	1	1:52.812	38.468	35.429	38.915	167.4	17:01.648
	10	1	2:08.152	46.826	38.888	42.438	147.3	22:23.734	10	1	1:55.433	39.634	36.119	39.680	163.6	18:57.081
	11	1	1:58.222	39.544	37.251	41.427	159.7	24:21.956	11	1	4:16.375B	38.532	36.401	3:01.442	73.6	23:13.456
	12	1	1:58.440	39.998	37.023	41.419	159.4	26:20.396	12	2	2:02.338	46.862	36.102	39.374	154.3	25:15.794
	13	1	1:59.178	39.572	38.049	41.557	158.4	28:19.574	13	2	1:54.059	38.718	36.251	39.090	165.5	27:09.853
	14	1	1:57.693	39.882	36.966	40.845	160.4	30:17.267	14	2	1:54.791	39.754	35.889	39.148	164.5	29:04.644
	15	1	1:58.486	39.572	37.449	41.465	159.4	32:15.753	15	2	1:53.803	38.637	35.838	39.328	165.9	30:58.447
	16	1	1:57.817	39.562	37.049	41.206	160.3	34:13.570	16	2	1:53.894	38.419	35.447	40.028	165.8	32:52.341
	17	1	1:58.101	39.564	37.477	41.060	159.9	36:11.671	17	2	1:55.496	38.760	36.983	39.753	163.5	34:47.837
	18	1	1:59.677	40.156	38.777	40.744	157.8	38:11.348	18	2	1:54.153	38.711	36.051	39.391	165.4	36:41.990
	19	1	2:00.087	39.906	38.906	41.275	157.2	40:11.435	19	2	1:55.298	39.531	35.984	39.783	163.8	38:37.288
20	1	2:00.149	39.666	38.769	41.714	157.2	42:11.584	20	2	1:55.684	39.128	36.163	40.393	163.2	40:32.972	
<b>507</b>	Team Lienau							ASTON MARTIN V12 GT3								
	1.Alexander LIENAU							5								
	1	1	2:26.275	57.960	42.842	45.473	129.1	2:26.275	<b>607</b> JB racing TEAM 1.Jurgen BENDER CHEVROLET C7 GT3 Corvette 6							
	2	1	2:07.117	44.912	39.472	42.733	148.5	4:33.392								
	3	1	2:02.751	41.495	37.884	43.372	153.8	6:36.143								
	4	1	2:03.499	42.087	38.326	43.086	152.9	8:39.642								
	5	1	1:58.816	40.656	37.425	40.735	158.9	10:05.067								
	6	1	1:57.803	39.179	37.710	40.914	160.3	12:02.870								
	7	1	1:57.708	40.380	36.232	41.096	160.4	14:00.578								
	8	1	4:24.685B	40.183	36.985	3:07.517	71.3	18:25.263								
	9	1	2:04.777	46.910	36.449	41.418	151.3	20:30.040								
	10	1	2:01.267	42.122	37.371	41.774	155.7	22:31.307								
	11	1	2:00.422	42.065	36.783	41.574	156.8	24:31.729								
	12	1	2:00.194	41.616	36.765	41.813	157.1	26:31.923								
	13	1	2:00.133	41.339	36.497	42.297	157.2	28:32.056								



# National GT Challenge/P9 Challenge

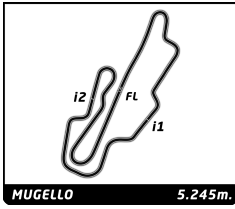
## Mugello Racing Weekend

### Gara 1

## Sector Analysis

\_ Invalidated Lap    
 ■ Personal Best    
 ■ Session Best    
 B Crossing the pit lane

Lap	D	Time	Sector 1	Sector 2	Sector 3	Kph	Elapsed	Lap	D	Time	Sector 1	Sector 2	Sector 3	Kph	Elapsed
14	1	2:01.500	41.395	38.747	41.358	155.4	30:33.556								
15	1	1:59.095	41.201	36.147	41.747	158.5	32:32.651								
16	1	1:59.944	41.880	36.452	41.612	157.4	34:32.595								
17	1	2:00.001	42.279	36.175	41.547	157.3	36:32.596								
18	1	2:01.158	41.836	37.461	41.861	155.8	38:33.754								
19	1	2:00.609	41.953	36.152	42.504	156.6	40:34.363								
20	1	2:01.813	42.465	37.524	41.824	155.0	42:36.176								

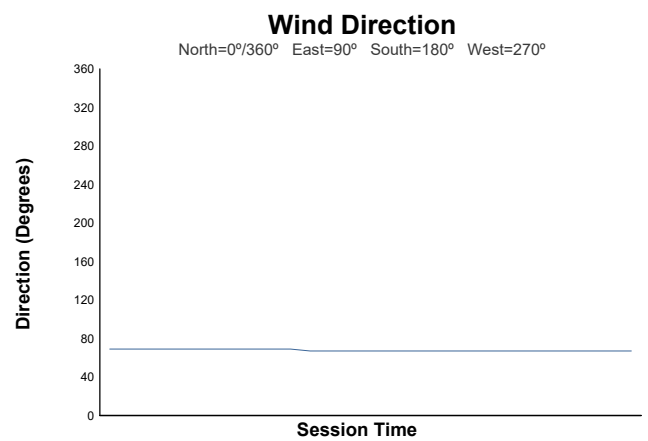
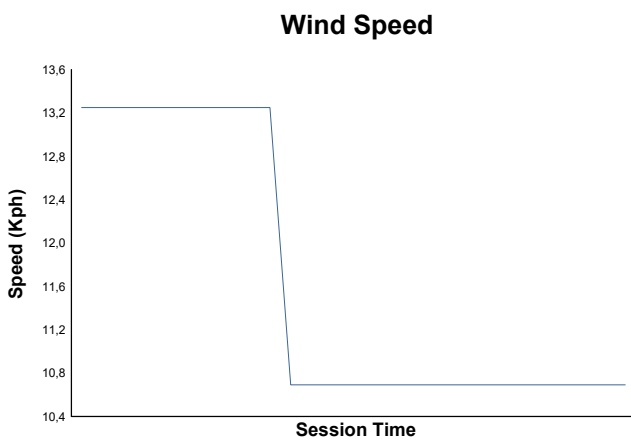
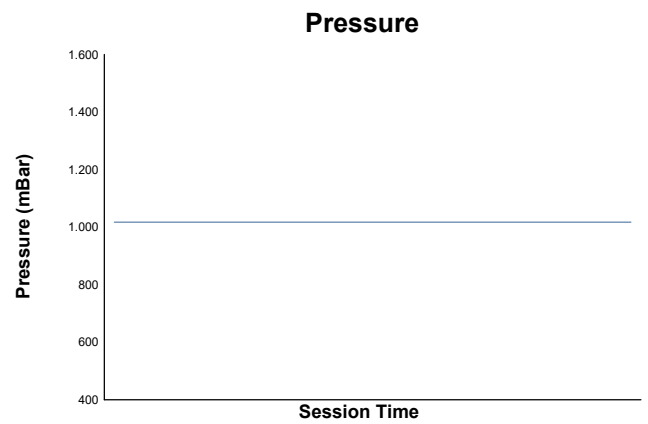
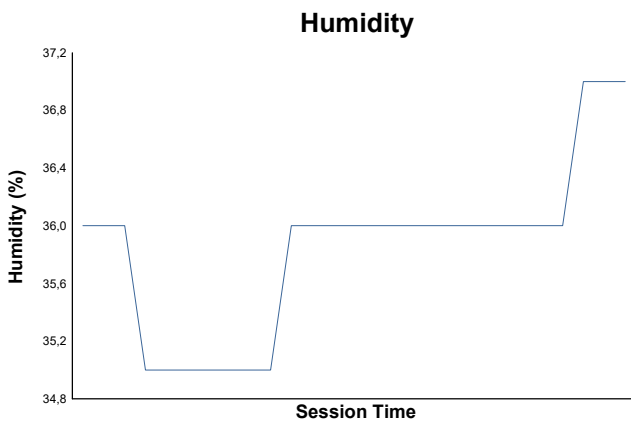
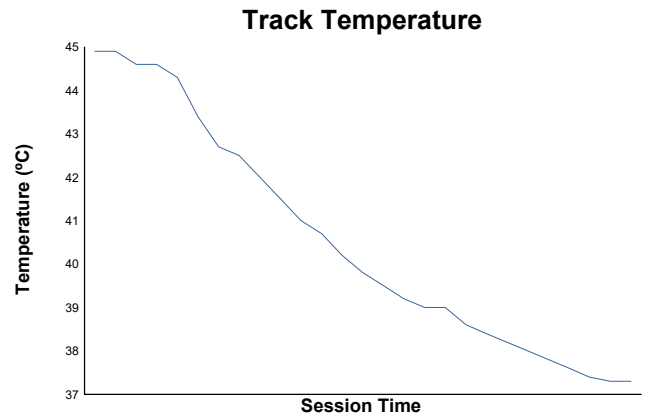
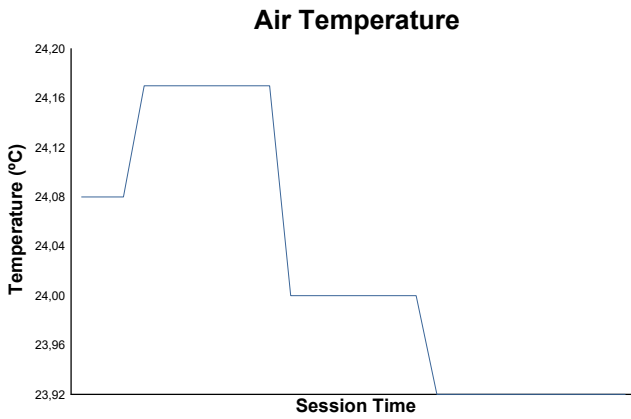


# National GT Challenge/P9 Challenge

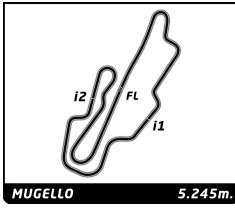
## Mugello Racing Weekend

### Gara 1

## Weather Report



Track Status: **DRY**



# National GT Challenge/P9 Challenge Sprir

## Mugello Racing Weekend

### Gara 2 (40 Minutes)

### Final Classification

No Drivers	Team	Car	Cl.	Laps	Total Time	Gap	Kph	Best Lap		
								Lap	Time	
1 43 R. ROMAGNOLI / E. MARCHETTI	BEST LAP	Ferrari 488 Challenge EVO	GT CUP 2	16	40:31.569	-	124.2	6	1:56.148	162.6
2 42 M. SQUILLACI / E. ROMANI	TEAM CARS RACING	Porsche 992 GT3 CUP	GT CUP 2	16	40:31.803	+0.234	124.2	5	1:56.486	162.1
3 68 P. ALESSI / F. DANOVA	SF SQUADRA CORSE SRLS	Lamborghini Huracan ST EVO2	GT CUP 1	16	40:31.954	+0.385	124.2	6	1:51.622	169.2
4 151 L. FERRARI / L. MEGNA	FORMULA RACING	Ferrari 488 Challenge EVO	GT CUP 2	16	40:32.019	+0.450	124.2	5	1:53.865	165.8
5 604 J. ALZEN / T. SCHEIBNER	HR Spezialfedem GmbH & Co KG	BMW M4 GT3	6	16	41:24.740	+53.171	121.6	4	1:51.180	169.8
6 28 F. FRANGIONI / E. CASAZZA	TEAM CARS RACING	Porsche 911 GT3 CUP	GT CUP 2	16	41:25.761	+54.192	121.5	7	1:56.913	161.5
7 91 M. MAGLIOCCOLA / B. STRIGNANO	SCUDERIA VESUVIO	Lamborghini Huracan GT3	GT3	16	41:26.269	+54.700	121.5	4	1:50.702	170.6
8 6 G. TORELLI / D. GAGGIANESI	Rangoni Corse	Lamborghini Huracan ST	GT CUP 1	16	41:26.638	+55.069	121.5	8	1:52.307	168.1
9 25 B. PINAR / N. RISITANO	SEVEN HILLS MOTORSPORT	Ferrari 488 Challenge EVO	GT CUP 2	16	41:27.731	+56.162	121.4	5	1:54.176	165.4
10 24 M. MARULLA / G. GIRAUDI	RC MOTORSPORT	Ferrari 488 Challenge EVO	GT CUP 2	16	41:28.619	+57.050	121.4	5	1:56.734	161.8
11 27 M. GIRAUDI / G. GIRAUDI	GRT MOTORSPORT	Ferrari 488 Challenge EVO	GT CUP 2	16	41:29.106	+57.537	121.4	6	1:55.855	163.0
12 11 R. MASSARO / M. MENEGHIN	SCUDERIA EMME	Ferrari 488 Challenge EVO	GT CUP 2	16	41:29.597	+58.028	121.3	12	1:56.380	162.2
13 23 T. PETERSEN	FORMULA RACING	Ferrari 488 Challenge EVO	GT CUP 2	16	41:30.554	+58.985	121.3	4	1:56.563	162.0
14 57 A. BRIGATTI / S. CONTI	LEMA RACING	Lamborghini Huracan ST EVO2	GT CUP 1	16	41:30.992	+59.423	121.3	12	1:56.532	162.0
15 5 S. MAESTRI / A. RODIO	BEST LAP	Ferrari 488 Challenge EVO	GT CUP 2	16	41:31.480	+59.911	121.3	5	1:57.194	161.1
16 411 M. SUSSENGUTH	TEAM Sussenguth	PORSCHE 991 GT3 CUP GEN II	4b	16	41:31.999	+1:00.430	121.2	4	1:55.294	163.8
17 607 J. BENDER	JB racing TEAM	CHEVROLET C7 GT3 Corvette	6	16	41:32.700	+1:01.131	121.2	5	1:53.246	166.7
18 12 F. FEDE	TEAM CARS RACING	992 GT3 CUP	GT CUP 2	16	41:33.299	+1:01.730	121.2	12	1:57.869	160.2
19 15 D. GOLIA / G. DE CUNTIS	BEST LAP	Ferrari 488 Challenge EVO	GT CUP 2	16	41:33.753	+1:02.184	121.1	4	1:58.125	159.8
20 204 J. JANSEN	Spirit Race Team	AUDI R8 GT4	2b	16	41:34.793	+1:03.224	121.1	5	2:02.120	154.6
21 9 A. REVELLO	TEAM CARS RACING	Porsche Carrera GT3	GT CUP 2	15	42:00.410	1 Lap	112.4	3	2:17.553	137.3
22 18 M. PITORRI / G. SIMONELLI	BEST LAP	Ferrari 488 GT3	GT3	13	32:56.916	3 Laps	124.2	12	1:57.938	160.1
23 507 A. LIENAU	Team Lienau	ASTON MARTIN V12 GT3	5	12	36:22.909	4 Laps	103.8	3	2:06.848	148.9
24 157 G. MARINARO / A. PALAZZO	BEST LAP	Ferrari 488 Challenge EVO	GT CUP 2	7	16:46.936	9 Laps	131.3	4	1:58.597	159.2
25 202 M. WIEZORREK	Spirit Race Team	BMW M4 GT4 F82	2b	7	19:30.322	9 Laps	112.9	5	2:04.637	151.5
26 7 A. FULGORI / D. PAOLETTI	TRACK AND GO	Porsche 992 GT3 CUP	GT CUP 2	6	17:11.817	10 Laps	109.8	4	1:57.793	160.3
27 90 A. AMBROSIO / P. PASTORE	SCUDERIA VESUVIO	Lamborghini Huracan GT3	GT3							
28 50 H. LEE	FORMULA RACING	Ferrari 488 Challenge EVO	GT CUP 2							

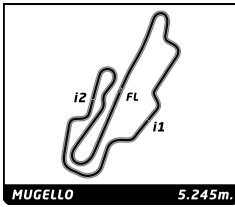
<b>Pole Position:</b>	Federico DANOVA	1:48.171	174.6 Kph
<b>Fastest Lap:</b>	Lap 4 Benedetto STRIGNANO	1:50.702	170.6 Kph

DRIVER #507 +215 SEC TIME PENALTY DUE TO NO RESPECTING PIT TIME WINDOW CORRECTLY  
 DRIVER #68 +0.627 SEC TIME PENALTY DUE TO NO RESPECTING PIT TIME WINDOW CORRECTLY  
 DRIVER #9 + 25 SEC TIME PENALTY DUE TO STEWARDS DECISION NO. 11

Published at: .....

Track Status: **DRY**

<b>Commissari Sportivi:</b>			<b>Il DS Cronometraggio</b>
ARBERI Maria Grazia Lic. 26127	LEONI Simone Lic. 205664	TRINCI Franco Lic. 52925	INNOCENTI Chiara Lic. 523246



## National GT Challenge/P9 Challenge Sprin

### Mugello Racing Weekend

#### Gara 2 (40 Minutes)

### Final Classification by Class

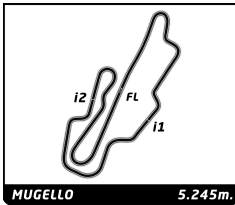
No Drivers	Team	Car	Laps	Total Time	Gap	Kph	Best Lap			
							Lap	Time	Kph	
<b>GT CUP 2</b>										
1	43 R. ROMAGNOLI / E. MARCHETTI	BEST LAP	Ferrari 488 Challenge EVO	16	40:31.569		124.2	6	1:56.148	162.6
2	42 M. SQUILLACI / E. ROMANI	TEAM CARS RACING	Porsche 992 GT3 CUP	16	40:31.803	+0.234	124.2	5	1:56.486	162.1
3	151 L. FERRARI / L. MEGNA	FORMULA RACING	Ferrari 488 Challenge EVO	16	40:32.019	+0.450	124.2	5	1:53.865	165.8
4	28 F. FRANGIONI / E. CASAZZA	TEAM CARS RACING	Porsche 911 GT3 CUP	16	41:25.761	+54.192	121.5	7	1:56.913	161.5
5	25 B. PINAR / N. RISITANO	SEVEN HILLS MOTORSPORT	Ferrari 488 Challenge EVO	16	41:27.731	+56.162	121.4	5	1:54.176	165.4
6	24 M. MARULLA / G. GIRAUDI	RC MOTORSPORT	Ferrari 488 Challenge EVO	16	41:28.619	+57.050	121.4	5	1:56.734	161.8
7	27 M. GIRAUDI / G. GIRAUDI	GRT MOTORSPORT	Ferrari 488 Challenge EVO	16	41:29.106	+57.537	121.4	6	1:55.855	163.0
8	11 R. MASSARO / M. MENEGHIN	SCUDERIA EMME	Ferrari 488 Challenge EVO	16	41:29.597	+58.028	121.3	12	1:56.380	162.2
9	23 T. PETERSEN	FORMULA RACING	Ferrari 488 Challenge EVO	16	41:30.554	+58.985	121.3	4	1:56.563	162.0
10	5 S. MAESTRI / A. RODIO	BEST LAP	Ferrari 488 Challenge EVO	16	41:31.480	+59.911	121.3	5	1:57.194	161.1
11	12 F. FEDE	TEAM CARS RACING	992 GT3 CUP	16	41:33.299	+1'01.730	121.2	12	1:57.869	160.2
12	15 D. GOLIA / G. DE CUNTIS	BEST LAP	Ferrari 488 Challenge EVO	16	41:33.753	+1'02.184	121.1	4	1:58.125	159.8
13	9 A. REVELLO	TEAM CARS RACING	Porsche Carrera GT3	15	42:00.410	1 Lap	112.4	3	2:17.553	137.3
14	157 G. MARINARO / A. PALAZZO	BEST LAP	Ferrari 488 Challenge EVO	7	16:46.936	9 Laps	131.3	4	1:58.597	159.2
15	7 A. FULGORI / D. PAOLETTI	TRACK AND GO	Porsche 992 GT3 CUP	6	17:11.817	10 Laps	109.8	4	1:57.793	160.3
16	50 H. LEE	FORMULA RACING	Ferrari 488 Challenge EVO							
<b>2b</b>										
1	204 J. JANSEN	Spirit Race Team	AUDI R8 GT4	16	41:34.793		121.1	5	2:02.120	154.6
2	202 M. WIEZORREK	Spirit Race Team	BMW M4 GT4 F82	7	19:30.322	9 Laps	112.9	5	2:04.637	151.5
<b>4b</b>										
1	411 M. SUSSENGUTH	TEAM Sussenguth	PORSCHE 991 GT3 CUP GEN II	16	41:31.999		121.2	4	1:55.294	163.8
<b>5</b>										
1	507 A. LIENAU	Team Lienau	ASTON MARTIN V12 GT3	12	36:22.909		103.8	3	2:06.848	148.9
<b>6</b>										
1	604 J. ALZEN / T. SCHEIBNER	HR Spezialfedern GmbH & Co KG	BMW M4 GT3	16	41:24.740		121.6	4	1:51.180	169.8
2	607 J. BENDER	JB racing TEAM	CHEVROLET C7 GT3 Corvette	16	41:32.700	+7.960	121.2	5	1:53.246	166.7
<b>GT CUP 1</b>										
1	68 P. ALESSI / F. DANOVA	SF SQUADRA CORSE SRLS	Lamborghini Huracan ST EVO2	16	40:31.954		124.2	6	1:51.622	169.2
2	6 G. TORELLI / D. GAGGIANESI	Rangoni Corse	Lamborghini Huracan ST	16	41:26.638	+54.684	121.5	8	1:52.307	168.1
3	57 A. BRIGATTI / S. CONTI	LEMA RACING	Lamborghini Huracan ST EVO2	16	41:30.992	+59.038	121.3	12	1:56.532	162.0
<b>GT3</b>										
1	91 M. MAGLIOCCOLA / B. STRIGNANO	SCUDERIA VESUVIO	Lamborghini Huracan GT3	16	41:26.269		121.5	4	1:50.702	170.6
2	18 M. PITORRI / G. SIMONELLI	BEST LAP	Ferrari 488 GT3	13	32:56.916	3 Laps	124.2	12	1:57.938	160.1
3	90 A. AMBROSIO / P. PASTORE	SCUDERIA VESUVIO	Lamborghini Huracan GT3							

DRIVER #507 +215 SEC TIME PENALTY DUE TO NO RESPECTING PIT TIME WINDOW CORRECTLY  
 DRIVER #68 +0.627 SEC TIME PENALTY DUE TO NO RESPECTING PIT TIME WINDOW CORRECTLY  
 DRIVER #9 + 25 SEC TIME PENALTY DUE TO STEWARDS DECISION NO. 11

Published at: .....

Track Status: **DRY**

<b>Commissari Sportivi:</b>			<b>Il DS Cronometraggio</b>	
ARBERI Maria Grazia	LEONI Simone	TRINCI Franco	INNOCENTI Chiara	
Lic. 26127	Lic. 205664	Lic. 52925	Lic. 523246	



## National GT Challenge/P9 Challenge Sprin

### Mugello Racing Weekend

#### Gara 2 (40 Minutes)

### Final Classification by Group

No Drivers	Team	Car	Laps	Total Time	Gap	Kph	Best Lap			
							Lap	Time	Kph	
<b>1</b>										
1	43 R. ROMAGNOLI / E. MARCHETTI	BEST LAP	Ferrari 488 Challenge EVO	16	<b>40:31.569</b>		124.2	6	<b>1:56.148</b>	162.6
2	151 L. FERRARI / L. MEGNA	FORMULA RACING	Ferrari 488 Challenge EVO	16	<b>40:32.019</b>	+0.450	124.2	5	<b>1:53.865</b>	165.8
3	25 B. PINAR / N. RISITANO	SEVEN HILLS MOTORSPORT	Ferrari 488 Challenge EVO	16	<b>41:27.731</b>	+56.162	121.4	5	<b>1:54.176</b>	165.4
4	24 M. MARULLA / G. GIRAUDI	RC MOTORSPORT	Ferrari 488 Challenge EVO	16	<b>41:28.619</b>	+57.050	121.4	5	<b>1:56.734</b>	161.8
5	27 M. GIRAUDI / G. GIRAUDI	GRT MOTORSPORT	Ferrari 488 Challenge EVO	16	<b>41:29.106</b>	+57.537	121.4	6	<b>1:55.855</b>	163.0
6	11 R. MASSARO / M. MENEGHIN	SCUDERIA EMME	Ferrari 488 Challenge EVO	16	<b>41:29.597</b>	+58.028	121.3	12	<b>1:56.380</b>	162.2
7	23 T. PETERSEN	FORMULA RACING	Ferrari 488 Challenge EVO	16	<b>41:30.554</b>	+58.985	121.3	4	<b>1:56.563</b>	162.0
8	5 S. MAESTRI / A. RODIO	BEST LAP	Ferrari 488 Challenge EVO	16	<b>41:31.480</b>	+59.911	121.3	5	<b>1:57.194</b>	161.1
9	15 D. GOLIA / G. DE CUNTIS	BEST LAP	Ferrari 488 Challenge EVO	16	<b>41:33.753</b>	+1'02.184	121.1	4	<b>1:58.125</b>	159.8
10	157 G. MARINARO / A. PALAZZO	BEST LAP	Ferrari 488 Challenge EVO	7	<b>16:46.936</b>	9 Laps	131.3	4	<b>1:58.597</b>	159.2
11	50 H. LEE	FORMULA RACING	Ferrari 488 Challenge EVO							

DRIVER #507 +215 SEC TIME PENALTY DUE TO NO RESPECTING PIT TIME WINDOW CORRECTLY  
 DRIVER #68 +0.627 SEC TIME PENALTY DUE TO NO RESPECTING PIT TIME WINDOW CORRECTLY  
 DRIVER #9 + 25 SEC TIME PENALTY DUE TO STEWARDS DECISION NO. 11

Published at: .....

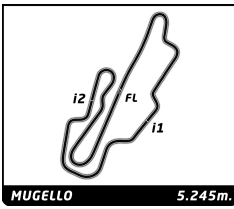
Track Status: **DRY**

#### Commissari Sportivi:

ARBERI Maria Grazia      LEONI Simone      TRINCI Franco  
 Lic. 26127      Lic. 205664      Lic. 52925

#### Il DS Cronometraggio

INNOCENTI Chiara  
 Lic. 523246



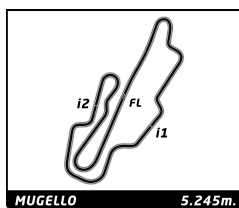
# National GT Challenge/P9 Challenge Sprin

## Mugello Racing Weekend

### Gara 2

### Lap Chart

		Lap																
No	Pos	Grid	1	2	3	4	5	6	7	8	9	10	11	12	13	14	15	16
68	<b>1</b>	68	604	604	604	604	604	91	604	604	68	68	68	68	68	68	68	68
91	<b>2</b>	91	68	68	68	91	91	604	91	91	43	43	43	43	43	43	43	43
604	<b>3</b>	604	6	6	91	68	68	68	68	6	607	42	42	42	42	42	42	42
6	<b>4</b>	6	91	91	6	6	6	6	6	607	151	28	28	28	28	604	151	151
90	<b>5</b>	90	151	151	151	151	151	151	151	151	25	151	151	151	151	151	604	604
151	<b>6</b>	151	25	25	25	25	25	25	607	25	411	25	25	25	25	28	28	28
157	<b>7</b>	157	411	411	411	607	607	607	25	411	27	27	27	27	27	91	91	91
25	<b>8</b>	25	607	607	607	411	411	411	411	43	24	24	6	6	6	6	6	6
27	<b>9</b>	27	23	43	43	43	43	43	43	27	23	604	24	24	24	25	25	25
411	<b>10</b>	411	27	27	27	27	27	27	27	42	68	91	604	604	604	24	24	24
28	<b>11</b>	28	43	23	23	23	23	24	24	43	6	91	91	91	91	27	27	27
607	<b>12</b>	607	24	24	24	24	24	42	42	28	42	23	23	23	23	11	11	11
43	<b>13</b>	43	42	42	42	42	42	28	28	23	28	411	411	411	411	23	23	23
23	<b>14</b>	23	28	28	28	28	28	11	11	204	6	607	607	607	607	57	57	57
24	<b>15</b>	24	5	5	5	5	5	5	5	68	11	11	11	11	11	5	5	5
50	<b>16</b>	50	57	57	11	11	11	57	23	11	57	57	57	57	57	411	411	411
11	<b>17</b>	11	11	11	57	57	57	12	157	5	5	5	5	5	5	607	607	607
42	<b>18</b>	42	15	15	15	15	15	18	204	57	18	18	18	18	18	12	12	12
5	<b>19</b>	5	7	7	12	12	7	23	57	18	12	12	12	12	12	15	15	15
15	<b>20</b>	15	12	12	7	7	12	15	18	12	204	15	15	15	15	204	204	204
7	<b>21</b>	7	18	18	18	18	18	18	157	12	15	15	204	204	204	9	9	9
57	<b>22</b>	57	204	204	157	157	157	204	9	507	507	507	507	507	9			
18	<b>23</b>	18	157	157	204	204	204	507	15	9	9	9	9					
204	<b>24</b>	204	507	507	507	507	507	202	507									
12	<b>25</b>	12	9	9	9	202	202	9	202									
202	<b>26</b>	202	202	202	202	9	9	7										
9	<b>27</b>	9																
507	<b>28</b>	507																



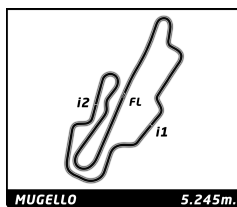
## National GT Challenge/P9 Challenge Sprin Mugello Racing Weekend Gara 2

### Final Classification by Driver Fastest Lap

No	Team	Car	Class	Driver	Time Lap	Total	Gap	Kph
1	91 SCUDERIA VESUVIO	Lamborghini Huracan GT3	GT3	Benedetto STRIGNANO	1:50.702	4	16	170.6
2	604 HR Spezialfedern GmbH & Co KG	BMW M4 GT3	6	Jurgen ALZEN	1:51.180	4	10	0.478 0.478 169.8
3	68 SF SQUADRA CORSE SRLS	Lamborghini Huracan ST EVO2	GT CUP 1	Federico DANOVA	1:51.622	6	8	0.920 0.442 169.2
4	6 Rangoni Corse	Lamborghini Huracan ST	GT CUP 1	Davide GAGGIANESI	1:52.307	8	9	1.605 0.685 168.1
5	607 JB racing TEAM	CHEVROLET C7 GT3 Corvette	6	Jurgen BENDER	1:53.246	5	16	2.544 0.939 166.7
6	68 SF SQUADRA CORSE SRLS	Lamborghini Huracan ST EVO2	GT CUP 1	Pietro ALESSI	1:53.369	6	8	2.667 0.123 166.6
7	151 FORMULA RACING	Ferrari 488 Challenge EVO	GT CUP 2	Leonardo MEGNA	1:53.865	5	10	3.163 0.496 165.8
8	25 SEVEN HILLS MOTORSPORT	Ferrari 488 Challenge EVO	GT CUP 2	Nicholas RISITANO	1:54.176	5	10	3.474 0.311 165.4
9	604 HR Spezialfedern GmbH & Co KG	BMW M4 GT3	6	Timo SCHEIBNER	1:54.310	4	6	3.608 0.134 165.2
10	411 TEAM Sussenguth	PORSCHE 991 GT3 CUP GEN II	4b	Manuel SUSSENGUTH	1:55.294	4	16	4.592 0.984 163.8
11	27 GRT MOTORSPORT	Ferrari 488 Challenge EVO	GT CUP 2	Giovanni GIRAUDI	1:55.855	6	10	5.153 0.561 163.0
12	43 BEST LAP	Ferrari 488 Challenge EVO	GT CUP 2	Elio MARCHETTI	1:56.148	6	9	5.446 0.293 162.6
13	11 SCUDERIA EMME	Ferrari 488 Challenge EVO	GT CUP 2	Rodolfo MASSARO	1:56.380	4	8	5.678 0.232 162.2
14	42 TEAM CARS RACING	Porsche 992 GT3 CUP	GT CUP 2	Emanuele ROMANI	1:56.486	5	9	5.784 0.106 162.1
15	57 LEMA RACING	Lamborghini Huracan ST EVO2	GT CUP 1	Alessandro BRIGATTI	1:56.532	5	9	5.830 0.046 162.0
16	23 FORMULA RACING	Ferrari 488 Challenge EVO	GT CUP 2	Thomas PETERSEN	1:56.563	4	16	5.861 0.031 162.0
17	24 RC MOTORSPORT	Ferrari 488 Challenge EVO	GT CUP 2	Gian Luca GIRAUDI	1:56.734	5	10	6.032 0.171 161.8
18	11 SCUDERIA EMME	Ferrari 488 Challenge EVO	GT CUP 2	Maia MENEGHIN	1:56.774	7	8	6.072 0.040 161.7
19	28 TEAM CARS RACING	Porsche 911 GT3 CUP	GT CUP 2	Edoardo CASAZZA	1:56.913	7	9	6.211 0.139 161.5
20	43 BEST LAP	Ferrari 488 Challenge EVO	GT CUP 2	Riccardo ROMAGNOLI	1:57.097	5	7	6.395 0.184 161.3
21	5 BEST LAP	Ferrari 488 Challenge EVO	GT CUP 2	Alberto RODIO	1:57.194	5	8	6.492 0.097 161.1
22	42 TEAM CARS RACING	Porsche 992 GT3 CUP	GT CUP 2	Marco SQUILLACI	1:57.272	5	7	6.570 0.078 161.0
23	7 TRACK AND GO	Porsche 992 GT3 CUP	GT CUP 2	Daniilo PAOLETTI	1:57.793	4	6	7.091 0.521 160.3
24	12 TEAM CARS RACING	992 GT3 CUP	GT CUP 2	Fabrizio FEDE	1:57.869	12	16	7.167 0.076 160.2
25	18 BEST LAP	Ferrari 488 GT3	GT3	Maurizio PITORRI	1:57.938	5	6	7.236 0.069 160.1
26	15 BEST LAP	Ferrari 488 Challenge EVO	GT CUP 2	Giovanni DE CUNTIS	1:58.125	4	7	7.423 0.187 159.8
27	151 FORMULA RACING	Ferrari 488 Challenge EVO	GT CUP 2	Luigi FERRARI	1:58.182	4	6	7.480 0.057 159.8
28	57 LEMA RACING	Lamborghini Huracan ST EVO2	GT CUP 1	Simone CONTI	1:58.191	5	7	7.489 0.009 159.8
29	157 BEST LAP	Ferrari 488 Challenge EVO	GT CUP 2	Alessandro PALAZZO	1:58.597	4	7	7.895 0.406 159.2
30	15 BEST LAP	Ferrari 488 Challenge EVO	GT CUP 2	Domenico Vincenzo GOLIA	1:59.054	5	9	8.352 0.457 158.6
31	18 BEST LAP	Ferrari 488 GT3	GT3	Gianluigi SIMONELLI	1:59.181	4	7	8.479 0.127 158.4
32	28 TEAM CARS RACING	Porsche 911 GT3 CUP	GT CUP 2	Filippo FRANGIONI	1:59.267	5	7	8.565 0.086 158.3
33	6 Rangoni Corse	Lamborghini Huracan ST	GT CUP 1	Gabriele TORELLI	1:59.623	5	7	8.921 0.356 157.8
34	5 BEST LAP	Ferrari 488 Challenge EVO	GT CUP 2	Stefano MAESTRI	1:59.905	4	8	9.203 0.282 157.5
35	204 Spirit Race Team	AUDI R8 GT4	2b	Julian JANSEN	2:02.120	5	16	11.418 2.215 154.6
36	24 RC MOTORSPORT	Ferrari 488 Challenge EVO	GT CUP 2	Matteo MARULLA	2:02.411	4	6	11.709 0.291 154.3
37	25 SEVEN HILLS MOTORSPORT	Ferrari 488 Challenge EVO	GT CUP 2	Barkin PINAR	2:04.385	4	6	13.683 1.974 151.8
38	27 GRT MOTORSPORT	Ferrari 488 Challenge EVO	GT CUP 2	Michele GIRAUDI	2:04.627	4	6	13.925 0.242 151.5
39	202 Spirit Race Team	BMW M4 GT4 F82	2b	Marc WIEZORREK	2:04.637	5	7	13.935 0.010 151.5
40	507 Team Lienau	ASTON MARTIN V12 GT3	5	Alexander LIENAU	2:06.848	3	12	16.146 2.211 148.9
41	9 TEAM CARS RACING	Porsche Carrera GT3	GT CUP 2	Alessandro REVELLO	2:17.553	3	15	26.851 10.705 137.3
42	7 TRACK AND GO	Porsche 992 GT3 CUP	GT CUP 2	Alberto Jr. FULGORI				
43	50 FORMULA RACING	Ferrari 488 Challenge EVO	GT CUP 2	Hsuan LEE				
44	90 SCUDERIA VESUVIO	Lamborghini Huracan GT3	GT3	Pasquale PASTORE				
45	90 SCUDERIA VESUVIO	Lamborghini Huracan GT3	GT3	Angelo AMBROSIO				
46	91 SCUDERIA VESUVIO	Lamborghini Huracan GT3	GT3	Mariano MAGLIOCCOLA				
47	157 BEST LAP	Ferrari 488 Challenge EVO	GT CUP 2	Giuseppe MARINARO				

Published at: .....

<b>Commissari Sportivi:</b> ARBERI Maria Grazia Lic. 26127			LEONI Simone Lic. 205664	TRINCI Franco Lic. 52925	<b>Il DS Cronometraggio</b> INNOCENTI Chiara Lic. 523246
--	--	--	-----------------------------	-----------------------------	--



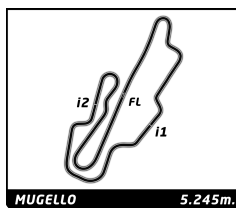
## National GT Challenge/P9 Challenge Sprin

### Mugello Racing Weekend

#### Gara 2

### Best Sector Times

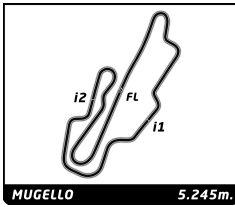
Sector 1		Sector 2		Sector 3		No Team	Class	Ideal Lap	Best Lap		
No	Driver	Time	No	Driver	Time	No					
1	91 B.STRIGNANO	37.288	91 B.STRIGNANO	33.983	604 J.ALZEN	38.371	1	91 SCUDERIA VESUVIO	GT3	1:49.929	1:50.702 (1)
2	604 J.ALZEN	37.295	604 J.ALZEN	34.686	68 F.DANOVA	38.546	2	604 HR Spezialfedern GmbH & Co KG	6	1:50.352	1:51.180 (2)
3	68 F.DANOVA	37.581	68 F.DANOVA	34.706	91 B.STRIGNANO	38.658	3	68 SF SQUADRA CORSE SRLS	GT CUP 1	1:50.833	1:51.622 (3)
4	6 D.GAGGIANESI	37.946	6 D.GAGGIANESI	35.066	6 D.GAGGIANESI	38.980	4	6 Rangoni Corse	GT CUP 1	1:51.992	1:52.307 (4)
5	607 J.BENDER	38.309	57 A.BRIGATTI	35.152	607 J.BENDER	39.353	5	607 JB racing TEAM	6	1:52.979	1:53.246 (5)
6	151 L.MEGNA	38.826	151 L.MEGNA	35.209	57 A.BRIGATTI	39.497	6	57 LEMA RACING	GT CUP 1	1:53.668	1:56.532 (13)
7	25 N.RISITANO	38.868	607 J.BENDER	35.317	11 R.MASSARO	39.587	7	151 FORMULA RACING	GT CUP 2	1:53.764	1:53.865 (6)
8	57 A.BRIGATTI	39.019	90 P.PASTORE	35.392	25 N.RISITANO	39.689	8	25 SEVEN HILLS MOTORSPORT	GT CUP 2	1:54.133	1:54.176 (7)
9	411 M.SUSSENGUTH	39.044	25 N.RISITANO	35.576	151 L.MEGNA	39.729	9	411 TEAM Sussenguth	4b	1:54.817	1:55.294 (8)
10	11 R.MASSARO	39.152	411 M.SUSSENGUTH	35.823	411 M.SUSSENGUTH	39.950	10	11 SCUDERIA EMME	GT CUP 2	1:54.875	1:56.380 (11)
11	24 G.GIRAUDI	39.197	27 G.GIRAUDI	36.118	43 R.ROMAGNOLI	40.220	11	42 TEAM CARS RACING	GT CUP 2	1:55.838	1:56.486 (12)
12	42 E.ROMANI	39.243	11 R.MASSARO	36.136	42 M.SQUILLACI	40.430	12	43 BEST LAP	GT CUP 2	1:55.850	1:56.148 (10)
13	27 G.GIRAUDI	39.250	42 E.ROMANI	36.165	27 G.GIRAUDI	40.487	13	27 GRT MOTORSPORT	GT CUP 2	1:55.855	1:55.855 (9)
14	23 T.PETERSEN	39.367	43 E.MARCHETTI	36.200	12 F.FEDE	40.528	14	24 RC MOTORSPORT	GT CUP 2	1:56.068	1:56.734 (15)
15	5 A.RODIO	39.413	23 T.PETERSEN	36.274	28 E.CASAZZA	40.531	15	23 FORMULA RACING	GT CUP 2	1:56.258	1:56.563 (14)
16	43 E.MARCHETTI	39.430	24 G.GIRAUDI	36.303	24 G.GIRAUDI	40.568	16	28 TEAM CARS RACING	GT CUP 2	1:56.635	1:56.913 (16)
17	18 M.PITORRI	39.612	28 E.CASAZZA	36.358	23 T.PETERSEN	40.617	17	5 BEST LAP	GT CUP 2	1:57.041	1:57.194 (17)
18	28 E.CASAZZA	39.746	18 M.PITORRI	36.502	7 D.PAOLETTI	40.679	18	18 BEST LAP	GT3	1:57.111	1:57.938 (20)
19	7 D.PAOLETTI	39.923	7 D.PAOLETTI	36.696	15 G.DE CUNTIS	40.732	19	7 TRACK AND GO	GT CUP 2	1:57.298	1:57.793 (18)
20	12 F.FEDE	40.035	5 A.RODIO	36.852	5 A.RODIO	40.776	20	12 TEAM CARS RACING	GT CUP 2	1:57.424	1:57.869 (19)
21	15 G.DE CUNTIS	40.039	12 F.FEDE	36.861	157 A.PALAZZO	40.993	21	15 BEST LAP	GT CUP 2	1:57.842	1:58.125 (21)
22	157 A.PALAZZO	40.086	15 G.DE CUNTIS	37.071	18 G.SIMONELLI	40.997	22	157 BEST LAP	GT CUP 2	1:58.302	1:58.597 (22)
23	204 J.JANSEN	40.934	157 A.PALAZZO	37.223	204 J.JANSEN	42.465	23	204 Spirit Race Team	2b	2:01.413	2:02.120 (23)
24	202 M.WIEZORREK	42.101	204 J.JANSEN	38.014	202 M.WIEZORREK	43.211	24	202 Spirit Race Team	2b	2:03.603	2:04.637 (24)
25	507 A.LIENAU	42.344	202 M.WIEZORREK	38.291	507 A.LIENAU	44.147	25	507 Team Lienau	5	2:06.305	2:06.848 (25)
26	9 A.REVELLO	45.943	507 A.LIENAU	39.814	9 A.REVELLO	46.888	26	9 TEAM CARS RACING	GT CUP 2	2:16.500	2:17.553 (26)



## National GT Challenge/P9 Challenge Sprin Mugello Racing Weekend Gara 2

### Best Top Speed

Team	Car	Class	Top Speed	Top 1 Kph Lap	Top 2 Kph Lap	Top 3 Kph Lap	Top 4 Kph Lap	Top 5 Kph Lap	Avg					
604 HR Spezialfedem GmbH & Co KG	BMW M4 GT3	6	<b>J. ALZEN</b>	287.6	7	287.6	9	286.1	8	285.4	6	284.6	5	286,3
68 SF SQUADRA CORSE SRLS	Lamborghini Huracan ST EVO2	GT CUP 1	<b>F. DANOVA</b>	280.9	8	280.2	7	278.8	6	278.8	5	278.1	11	279,4
6 Rangoni Corse	Lamborghini Huracan ST	GT CUP 1	D. GAGGIANESI	279.5	8	278.8	7	277.3	6	275.9	4	269.1	14	276,1
607 JB racing TEAM	CHEVROLET C7 GT3 Corvette	6	<b>J. BENDER</b>	278.8	5	278.8	7	276.6	3	275.9	9	274.5	8	276,9
11 SCUDERIA EMME	Ferrari 488 Challenge EVO	GT CUP 2	M. MENEGHIN	271.8	6	271.1	8	270.4	14	270.4	5	269.8	4	270,7
15 BEST LAP	Ferrari 488 Challenge EVO	GT CUP 2	<b>D. GOLIA</b>	271.8	14	269.8	13	269.8	6	267.8	12	267.8	5	269,4
27 GRT MOTORSPORT	Ferrari 488 Challenge EVO	GT CUP 2	<b>G. GIRAUDI</b>	269.8	9	269.1	8	268.4	14	268.4	7	268.4	6	268,8
411 TEAM Sussenguth	PORSCHE 991 GT3 CUP GEN II	4b	M. SUSSENGUTH	269.1	8	268.4	9	268.4	7	268.4	6	267.1	5	268,3
43 BEST LAP	Ferrari 488 Challenge EVO	GT CUP 2	E. MARCHETTI	269.1	8	268.4	9	268.4	7	267.8	5	267.1	15	268,2
5 BEST LAP	Ferrari 488 Challenge EVO	GT CUP 2	<b>A. RODIO</b>	268.4	8	268.4	14	267.1	7	267.1	6	265.8	5	267,4
157 BEST LAP	Ferrari 488 Challenge EVO	GT CUP 2	<b>A. PALAZZO</b>	268.4	6	267.8	5	266.5	7	263.9	4	263.2	3	266,0
151 FORMULA RACING	Ferrari 488 Challenge EVO	GT CUP 2	L. MEGNA	267.8	8	267.8	9	267.1	7	266.5	6	266.5	5	267,1
23 FORMULA RACING	Ferrari 488 Challenge EVO	GT CUP 2	T. PETERSEN	266.5	6	265.8	9	265.8	8	265.8	5	265.8	4	265,9
12 TEAM CARS RACING	992 GT3 CUP	GT CUP 2	<b>F. FEDE</b>	265.8	6	263.2	14	262.6	13	262.6	7	262.6	5	263,4
91 SCUDERIA VESUVIO	Lamborghini Huracan GT3	GT3	B. STRIGNANO	265.8	8	264.5	9	263.9	14	263.2	7	263.2	5	264,1
7 TRACK AND GO	Porsche 992 GT3 CUP	GT CUP 2	<b>D. PAOLETTI</b>	265.2	5	263.9	6	262.6	4	259.5	3	234.3	1	257,1
25 SEVEN HILLS MOTORSPORT	Ferrari 488 Challenge EVO	GT CUP 2	<b>B. PINAR</b>	265.2	14	264.5	8	263.9	12	263.9	9	263.9	7	264,3
57 LEMA RACING	Lamborghini Huracan ST EVO2	GT CUP 1	<b>A. BRIGATTI</b>	264.5	12	263.2	14	261.3	6	260.1	7	259.5	4	261,7
24 RC MOTORSPORT	Ferrari 488 Challenge EVO	GT CUP 2	<b>G. GIRAUDI</b>	264.5	6	263.9	5	262.6	8	262.0	14	261.3	7	262,9
28 TEAM CARS RACING	Porsche 911 GT3 CUP	GT CUP 2	<b>E. CASAZZA</b>	263.2	8	262.6	5	262.6	4	261.3	14	261.3	7	262,2
42 TEAM CARS RACING	Porsche 992 GT3 CUP	GT CUP 2	<b>E. ROMANI</b>	263.2	6	262.6	8	262.0	15	262.0	7	261.3	9	262,2
507 Team Lienau	ASTON MARTIN V12 GT3	5	<b>A. LIENAU</b>	262.0	7	262.0	6	260.1	4	258.9	5	255.2	3	259,6
9 TEAM CARS RACING	Porsche Carrera GT3	GT CUP 2	<b>A. REVELLO</b>	262.0	6	261.3	5	260.7	8	259.5	4	258.9	3	260,5
18 BEST LAP	Ferrari 488 GT3	GT3	G. SIMONELLI	261.3	6	260.7	7	260.1	13	260.1	12	260.1	5	260,5
204 Spirit Race Team	AUDI R8 GT4	2b	<b>J. JANSEN</b>	253.4	14	251.7	8	251.1	7	249.9	6	249.4	13	251,1
202 Spirit Race Team	BMW M4 GT4 F82	2b	M. WIEZORREK	238.4	6	237.9	7	235.8	4	235.8	5	232.8	3	236,1
50 FORMULA RACING	Ferrari 488 Challenge EVO	GT CUP 2												
90 SCUDERIA VESUVIO	Lamborghini Huracan GT3	GT3												



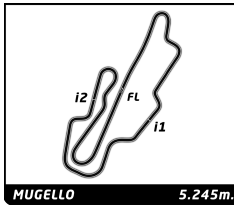
## National GT Challenge/P9 Challenge Sprin

### Mugello Racing Weekend

#### Gara 2

### Leader Sequence by Class

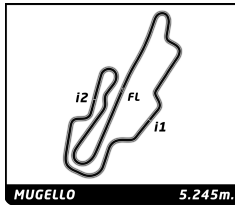
No	Team	Car	Start Lap	End Lap	Laps	Total Laps
<b>2b</b>						
204	Spirit Race Team	AUDI R8 GT4	1	16	16	16
<b>4b</b>						
411	TEAM Sussenguth	PORSHE 991 GT3 CUP GEN II	1	16	16	16
<b>5</b>						
507	Team Lienau	ASTON MARTIN V12 GT3	1	12	12	12
<b>6</b>						
604	HR Spezialfedern GmbH & Co KG	BMW M4 GT3	1	16	16	16
<b>GT CUP 1</b>						
68	SF SQUADRA CORSE SRLS	Lamborghini Huracan ST EVO2	1	7	7	7
6	Rangoni Corse	Lamborghini Huracan ST	8	8	1	1
68	SF SQUADRA CORSE SRLS	Lamborghini Huracan ST EVO2	9	16	8	15
<b>GT CUP 2</b>						
151	FORMULA RACING	Ferrari 488 Challenge EVO	1	9	9	9
43	BEST LAP	Ferrari 488 Challenge EVO	10	16	7	7
<b>GT3</b>						
91	SCUDERIA VESUVIO	Lamborghini Huracan GT3	1	16	16	16



## National GT Challenge/P9 Challenge Sprint Mugello Racing Weekend Gara 2

### Fastest Lap Sequence

Elapsed	No Team	Car	Class	Driver	Time	Kph	Lap
6:24.371	<b>604</b> HR Spezialfedem GmbH & Co KG	BMW M4 GT3	6	<b>Jurgen ALZEN</b>	<b>4:25.910</b>	71.0	2
6:24.819	<b>68</b> SF SQUADRA CORSE SRLS	Lamborghini Huracan ST EVO2	GT CUP 1	<b>Federico DANOVA</b>	<b>4:25.616</b>	71.1	2
6:25.210	<b>6</b> Rangoni Corse	Lamborghini Huracan ST	GT CUP 1	<b>Davide GAGGIANESI</b>	<b>4:25.373</b>	71.2	2
6:25.745	<b>91</b> SCUDERIA VESUVIO	Lamborghini Huracan GT3	GT3	<b>Benedetto STRIGNANO</b>	<b>4:25.176</b>	71.2	2
6:25.873	<b>151</b> FORMULA RACING	Ferrari 488 Challenge EVO	GT CUP 2	<b>Leonardo MEGNA</b>	<b>4:23.738</b>	71.6	2
6:26.899	<b>25</b> SEVEN HILLS MOTORSPORT	Ferrari 488 Challenge EVO	GT CUP 2	<b>Nicholas RISITANO</b>	<b>4:19.993</b>	72.6	2
6:27.286	<b>411</b> TEAM Sussenguth	PORSCHE 991 GT3 CUP GEN II	4b	<b>Manuel SUSSENGUTH</b>	<b>4:18.910</b>	72.9	2
6:28.047	<b>607</b> JB racing TEAM	CHEVROLET C7 GT3 Corvette	6	<b>Jurgen BENDER</b>	<b>4:14.779</b>	74.1	2
6:29.052	<b>43</b> BEST LAP	Ferrari 488 Challenge EVO	GT CUP 2	<b>Elio MARCHETTI</b>	<b>4:14.148</b>	74.3	2
6:46.075	<b>9</b> TEAM CARS RACING	Porsche Carrera GT3	GT CUP 2	<b>Alessandro REVELLO</b>	<b>4:12.774</b>	74.7	2
6:47.280	<b>202</b> Spirit Race Team	BMW M4 GT4 F82	2b	<b>Marc WIEZORREK</b>	<b>3:46.240</b>	83.5	2
8:15.670	<b>604</b> HR Spezialfedem GmbH & Co KG	BMW M4 GT3	6	<b>Jurgen ALZEN</b>	<b>1:51.299</b>	169.7	3
10:06.850	<b>604</b> HR Spezialfedem GmbH & Co KG	BMW M4 GT3	6	<b>Jurgen ALZEN</b>	<b>1:51.180</b>	169.8	4
10:08.403	<b>91</b> SCUDERIA VESUVIO	Lamborghini Huracan GT3	GT3	<b>Benedetto STRIGNANO</b>	<b>1:50.702</b>	170.6	4



# National GT Challenge/P9 Challenge Sprin

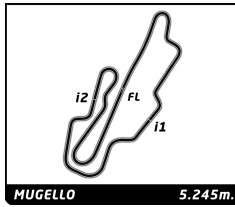
## Mugello Racing Weekend

### Gara 2

### Analysis by lap

Lapped

No	Lap Time	Gap	No	Lap Time	Gap	No	Lap Time	Gap	No	Lap Time	Gap	No	Lap Time	Gap			
<b>Lap 1</b>			<b>Lap 3</b>			<b>Lap 5</b>			<b>Lap 7</b>			<b>Lap 9</b>					
604	1:58.461	0.000	604	1:51.299		604	1:51.745		91	1:53.257	1.115	<b>12</b>	2:19.528	1 Lap	<b>12</b>	2:19.528	1 Lap
68	1:59.203	0.742	68	1:52.124	1.273	91	1:50.895	0.703	68	1:52.587	2.573	23	2:08.537	59.968	23	2:08.537	59.968
6	1:59.837	1.376	91	1:51.956	2.031	68	1:52.062	2.144	6	1:54.252	10.496	<b>15</b>	2:21.812	1 Lap	<b>15</b>	2:21.812	1 Lap
91	2:00.569	2.108	6	1:53.556	3.096	6	1:52.516	7.323	<b>9</b>	2:17.740	1 Lap	68	2:12.611	1:39.992	68	2:12.611	1:39.992
151	2:02.135	3.674	151	1:54.847	5.050	151	1:53.865	10.463	151	1:55.238	16.632	<b>507</b>	2:22.927	1 Lap	<b>507</b>	2:22.927	1 Lap
25	2:06.906	8.445	25	1:55.083	6.312	25	1:54.176	12.186	607	1:53.651	17.354	43	3:50.618	2:19.480	43	3:50.618	2:19.480
411	2:08.376	9.915	411	1:55.420	7.036	607	1:53.246	12.597	25	1:55.920	19.484	42	3:54.504	2:28.366	42	3:54.504	2:28.366
607	2:13.268	14.807	607	1:54.941	7.318	411	1:55.844	15.249	411	1:56.516	24.462	28	3:53.404	2:30.703	28	3:53.404	2:30.703
23	2:14.176	15.715	43	1:57.930	11.312	43	1:56.833	22.436	43	1:57.106	31.910	<b>9</b>	4:09.707	1 Lap	<b>9</b>	4:09.707	1 Lap
27	2:14.611	16.150	27	1:57.445	11.584	27	1:57.467	23.580	27	1:56.767	32.422	6	4:57.153	2:59.268	6	4:57.153	2:59.268
43	2:14.904	16.443	23	1:57.932	13.856	23	1:57.345	24.839	24	1:57.216	36.909	11	3:08.748	3:24.218	11	3:08.748	3:24.218
24	2:15.692	17.231	24	1:58.274	14.540	24	1:56.734	25.215	42	1:57.210	37.372	57	2:40.483	3:25.141	57	2:40.483	3:25.141
42	2:16.013	17.552	42	1:57.807	15.138	42	1:56.486	25.671	28	1:56.913	40.764	5	2:45.134	3:27.590	5	2:45.134	3:27.590
28	2:16.806	18.345	28	1:57.909	15.630	28	1:57.309	28.415	11	1:56.774	41.416	18	2:38.724	3:28.490	18	2:38.724	3:28.490
5	2:17.260	18.799	5	1:58.434	16.779	5	1:57.194	29.458	5	1:57.410	42.644	12	2:37.738	3:29.114	12	2:37.738	3:29.114
57	2:18.928	20.467	11	1:58.546	17.583	11	1:56.997	29.719	23	1:58.835	54.023	204	4:14.753	3:29.190	204	4:14.753	3:29.190
11	2:19.671	21.210	57	2:00.006	18.836	57	1:58.191	32.321	157	2:01.763	1:04.561	15	2:07.144	3:30.369	15	2:07.144	3:30.369
15	2:20.140	21.679	15	1:59.393	19.004	15	1:58.844	33.048	204	2:02.320	1:11.143	<b>Lap 10</b>					
7	2:20.843	22.382	12	1:58.942	19.725	7	1:58.227	33.388	<b>7</b>	4:39.834	1 Lap	68	1:54.677		68	1:54.677	
12	2:21.425	22.964	7	1:59.836	20.293	12	1:58.680	33.499	<b>Lap 8</b>			<b>507</b>	2:14.710	1 Lap	<b>507</b>	2:14.710	1 Lap
18	2:21.867	23.406	18	1:59.350	20.668	18	2:00.001	36.925	604	1:52.001		43	2:15.888	1:00.699	43	2:15.888	1:00.699
204	2:22.976	24.515	157	2:01.374	25.496	157	1:59.079	40.247	91	1:51.076	0.190	42	2:07.892	1:01.589	42	2:07.892	1:01.589
157	2:23.470	25.009	204	2:03.294	27.254	204	2:02.120	49.052	6	1:52.307	10.802	28	2:07.748	1:03.782	28	2:07.748	1:03.782
507	2:27.465	29.004	507	2:06.848	33.445	507	2:08.786	1:08.423	607	1:54.710	20.063	151	4:48.365	1:24.467	151	4:48.365	1:24.467
9	2:33.301	34.840	9	2:17.553	47.958	202	2:04.637	1:17.853	151	1:56.362	20.993	25	4:42.597	1:28.613	25	4:42.597	1:28.613
202	3:01.040	1:02.579	202	2:17.394	49.004	9	2:19.661	1:42.669	25	1:56.966	24.449	27	4:20.177	1:29.946	27	4:20.177	1:29.946
<b>Lap 2</b>			<b>Lap 4</b>			<b>Lap 6</b>			411	1:57.257	29.718	24	4:22.871	1:34.548	24	4:22.871	1:34.548
604	4:25.910		604	1:51.180		91	1:50.935		<b>57</b>	3:37.491	1 Lap	604	5:11.321	1:36.652	604	5:11.321	1:36.652
68	4:25.616	0.448	91	1:50.702	1.553	604	1:52.032	0.394	43	1:57.640	37.549	91	5:13.145	1:39.560	91	5:13.145	1:39.560
6	4:25.373	0.839	68	1:51.734	1.827	68	1:51.622	2.128	27	1:57.393	37.814	<b>9</b>	2:28.881	1 Lap	<b>9</b>	2:28.881	1 Lap
91	4:25.176	1.374	6	1:54.636	6.552	6	1:52.701	8.386	<b>18</b>	3:38.375	1 Lap	6	2:16.946	1:41.545	6	2:16.946	1:41.545
151	4:23.738	1.502	151	1:54.473	8.343	151	1:54.711	13.536	<b>12</b>	3:42.594	1 Lap	23	4:16.325	1:41.624	23	4:16.325	1:41.624
25	4:19.993	2.528	25	1:54.623	9.755	25	1:55.158	15.706	42	1:57.178	42.549	411	4:59.282	1:46.089	411	4:59.282	1:46.089
411	4:18.910	2.915	607	1:54.958	11.096	607	1:54.886	15.845	24	1:57.969	42.877	607	5:37.265	2:10.456	607	5:37.265	2:10.456
607	4:14.779	3.676	411	1:55.294	11.150	411	1:56.477	20.088	<b>9</b>	2:21.079	1 Lap	11	2:59.594	2:49.143	11	2:59.594	2:49.143
43	4:14.148	4.681	43	1:57.216	17.348	43	1:56.148	26.946	28	1:57.223	45.986	57	2:59.268	2:49.740	57	2:59.268	2:49.740
27	4:15.198	5.438	27	1:57.454	17.858	27	1:55.855	27.797	23	1:58.096	1:00.118	5	2:57.617	2:50.538	5	2:57.617	2:50.538
23	4:17.418	7.223	23	1:56.563	19.239	24	1:58.258	31.835	<b>15</b>	4:01.945	1 Lap	18	2:58.139	2:51.960	18	2:58.139	2:51.960
24	4:16.244	7.565	24	1:56.866	20.226	42	1:58.271	32.304	204	2:03.982	1:23.124	12	2:58.130	2:52.575	12	2:58.130	2:52.575
42	4:16.988	8.630	42	1:56.972	20.930	28	1:59.216	35.993	68	3:25.496	1:36.068	15	2:57.515	2:53.215	15	2:57.515	2:53.215
28	4:16.585	9.020	28	1:58.401	22.851	11	1:58.703	36.784	<b>507</b>	3:52.947	1 Lap	204	2:59.639	2:54.160	204	2:59.639	2:54.160
5	4:16.755	9.644	5	1:58.410	24.009	5	1:59.556	37.376	202	4:09.011	1 Lap	<b>Lap 11</b>					
57	4:15.572	10.129	11	1:58.064	24.467	57	1:59.306	39.989	<b>Lap 9</b>			68	2:55.232		68	2:55.232	
11	4:15.036	10.336	57	1:58.219	25.875	12	2:00.223	42.084	604	2:08.687		<b>507</b>	2:24.387	1 Lap	<b>507</b>	2:24.387	1 Lap
15	4:15.141	10.910	15	1:58.125	25.949	18	1:59.790	45.077	91	2:09.581	1.084	43	2:01.109	6.576	43	2:01.109	6.576
7	4:15.284	11.756	12	1:58.019	26.564	23	2:14.129	47.330	607	1:56.484	7.860	42	2:01.132	7.489	42	2:01.132	7.489
12	4:15.028	12.082	7	1:57.793	26.906	15	2:10.888	52.298	151	1:58.465	10.771	28	1:59.369	7.919	28	1:59.369	7.919
18	4:15.121	12.617	18	1:59.181	28.669	157	2:06.331	54.940	<b>11</b>	3:34.742	1 Lap	151	2:06.595	35.830	151	2:06.595	35.830
204	4:16.654	15.259	157	1:58.597	32.913	204	2:03.551	1:00.965	25	2:04.923	20.685	25	2:13.438	46.819	25	2:13.438	46.819
157	4:16.322	15.421	204	2:02.603	38.677	507	2:13.002	1:29.787	411	2:00.445	21.476	27	2:13.545	48.259	27	2:13.545	48.259
507	4:14.802	17.896	507	2:09.117	51.382	202	2:04.863	1:31.078	<b>5</b>	4:00.500	1 Lap	<b>9</b>	2:17.601	1 Lap	<b>9</b>	2:17.601	1 Lap
9	4:12.774	21.704	202	2:07.137	1:04.961	<b>Lap 7</b>			27	2:15.311	44.438	6	2:17.353	1:03.666	6	2:17.353	1:03.666
202	3:46.240	22.909	9	2:17.975	1:14.753	604	1:51.748		<b>57</b>	2:20.008	1 Lap	24	2:26.059	1:05.375	24	2:26.059	1:05.375
									24	2:12.156	46.346	604	2:24.449	1:05.869	604	2:24.449	1:05.869
									<b>18</b>	2:19.144	1 Lap	91	2:22.163	1:06.491	91	2:22.163	1:06.491



# National GT Challenge/P9 Challenge Sprin

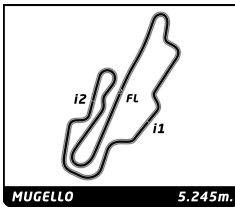
## Mugello Racing Weekend

### Gara 2

#### Analysis by lap

Lapped ■

No	Lap Time	Gap	No	Lap Time	Gap	No	Lap Time	Gap	No	Lap Time	Gap	No	Lap Time	Gap
23	2:20.936	1:07.328	12	2:34.181	12.230	91	3:25.679	54.942						
411	2:17.476	1:08.333	15	2:32.333	12.353	6	3:25.281	55.311						
607	2:09.960	1:25.184	204	2:26.225	13.909	25	3:24.828	56.404						
11	2:03.621	1:57.532				24	3:25.367	57.292						
57	2:04.031	1:58.539	<b>Lap 14</b>			27	3:24.998	57.779						
5	2:13.305	2:08.611	68	1:53.369		11	3:24.086	58.270						
18	2:14.926	2:11.654	43	1:57.097	6.468	23	3:24.154	59.227						
12	2:15.084	2:12.427	42	1:57.272	7.040	57	3:23.265	59.665						
15	2:15.230	2:13.213	604	1:54.310	8.502	5	3:20.596	1:00.153						
204	2:17.889	2:16.817	151	1:58.182	8.664	411	3:20.152	1:00.672						
<b>Lap 12</b>			28	1:59.267	9.671	607	3:19.265	1:01.373						
68	3:35.666		91	1:56.283	11.252	12	3:19.198	1:01.972						
507	3:34.714	1 Lap	6	1:59.623	12.957	15	3:18.679	1:02.426						
43	3:30.667	1.577	25	2:04.385	15.716	204	3:18.562	1:03.466						
42	3:30.421	2.244	24	2:02.411	16.081	9	3:18.173	1 Lap						
28	3:30.654	2.907	27	2:04.627	16.379									
151	3:03.460	3.624	11	2:01.242	18.105									
25	2:53.671	4.824	23	2:02.607	18.296									
27	2:52.810	5.403	57	2:01.438	18.701									
9	2:38.695	1 Lap	5	2:01.644	19.040									
6	2:39.751	7.751	411	2:03.888	19.663									
24	2:39.308	9.017	607	2:08.542	24.896									
604	2:41.231	11.434	12	2:06.408	25.269									
91	2:41.147	11.972	15	2:07.048	26.032									
23	2:41.235	12.897	204	2:07.572	28.112									
411	2:40.991	13.658	9	2:21.787	1 Lap									
607	2:26.682	16.200	<b>Lap 15</b>											
11	1:56.380	18.246	68	2:26.197										
57	1:56.532	19.405	43	2:20.488	0.759									
5	1:59.905	32.850	42	2:20.622	1.465									
18	1:57.938	33.926	151	2:19.442	1.909									
12	1:57.869	34.630	604	3:11.971	54.276									
15	1:59.054	36.601	28	3:11.275	54.749									
204	2:03.114	44.265	91	3:10.758	55.813									
<b>Lap 13</b>			6	3:09.820	56.580									
68	2:56.581		25	3:08.607	58.126									
507	2:58.204	1 Lap	24	3:08.591	58.475									
43	2:57.744	2.740	27	3:09.149	59.331									
42	2:57.474	3.137	11	3:08.826	1:00.734									
28	2:57.447	3.773	23	3:09.524	1:01.623									
151	2:56.808	3.851	57	3:10.446	1:02.950									
25	2:56.457	4.700	5	3:13.264	1:06.107									
27	2:56.299	5.121	411	3:13.604	1:07.070									
9	2:56.884	1 Lap	607	3:09.959	1:08.658									
6	2:55.533	6.703	12	3:10.252	1:09.324									
24	2:54.603	7.039	15	3:10.462	1:10.297									
604	2:52.708	7.561	204	3:09.539	1:11.454									
91	2:52.947	8.338	9	3:03.599	1 Lap									
23	2:52.742	9.058	<b>Lap 16</b>											
411	2:52.067	9.144	68	3:26.550										
607	2:50.104	9.723	43	3:26.033	0.242									
11	2:48.567	10.232	42	3:25.561	0.476									
57	2:47.808	10.632	151	3:25.333	0.692									
5	2:34.496	10.765	604	3:25.687	53.413									
18	2:34.360	11.705	28	3:26.235	54.434									



# National GT Challenge/P9 Challenge Sprin

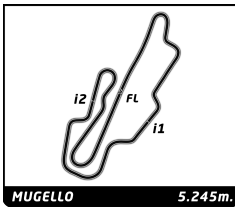
## Mugello Racing Weekend

### Gara 2

## Sector Analysis

— Invalidated Lap    ■ Personal Best    ■ Session Best    B Crossing the pit lane

Lap	D	Time	Sector 1	Sector 2	Sector 3	Kph	Elapsed	Lap	D	Time	Sector 1	Sector 2	Sector 3	Kph	Elapsed	
<b>5</b>	<b>BEST LAP</b> 1.Stefano MAESTRI 2.Alberto RODIO							Ferrari 488 Challenge EVO GT CUP 2								
	1	2	2:17.260	50.770	37.848	48.642	137.6	2:17.260	3	1	2:17.553	46.615	44.050	46.888	137.3	9:03.628
	2	2	4:16.755	1:33.943	1:36.354	1:06.458	73.5	6:34.015	4	1	2:17.975	46.656	43.715	47.604	136.9	11:21.603
	3	2	1:58.434	40.360	36.882	41.192	159.4	8:32.449	5	1	2:19.661	47.709	44.392	47.560	135.2	13:41.264
	4	2	1:58.410	40.450	36.950	41.010	159.5	10:30.859	6	1	2:17.740	45.943	44.392	47.405	137.1	15:59.004
	5	2	1:57.194	39.413	36.852	40.929	161.1	12:28.053	7	1	2:21.079	47.685	44.357	49.037	133.8	18:20.083
	6	2	1:59.556	41.104	37.413	41.039	157.9	14:27.609	8	1	4:09.707	47.120	46.447	2:36.140	75.6	22:29.790
	7	2	1:57.410	39.751	36.883	40.776	160.8	16:25.019	9	1	2:28.881	55.808	44.187	48.886	126.8	24:58.671
	8	2	4:00.500	39.552	37.419	2:43.529	78.5	20:25.519	10	1	2:17.601	46.627	43.948	47.026	137.2	27:16.272
	9	1	2:45.134	49.172	57.311	58.651	114.3	23:10.653	11	1	2:38.695	46.276	43.669	1:08.750	119.0	29:54.967
	10	1	2:57.617	57.278	56.591	1:03.748	106.3	26:08.270	12	1	2:56.884	1:04.943	51.966	59.975	106.7	32:51.851
	11	1	2:13.305	53.271	37.870	42.164	141.6	28:21.575	13	1	2:21.787	48.815	43.918	49.054	133.2	35:13.638
	12	1	1:59.905	40.987	37.396	41.522	157.5	30:21.480	14	1	3:03.599	47.812	1:00.293	1:15.494	102.8	38:17.237
	13	1	2:34.496	47.098	50.790	56.608	122.2	32:55.976	15	1	3:18.173	1:02.013	1:06.809	1:09.351	95.3	41:35.410
	14	1	2:01.644	41.518	38.880	41.246	155.2	34:57.620	<b>11</b> <b>SCUDERIA EMME</b> 1.Rodolfo MASSARO 2.Maia MENEGHIN							
	15	1	3:13.264	57.369	1:01.040	1:14.855	97.7	38:10.884	1	2	2:19.671	51.131	38.272	50.268	135.2	2:19.671
	16	1	3:20.596	1:01.679	1:07.932	1:10.985	94.1	41:31.480	2	2	4:15.036	1:33.642	1:36.509	1:04.885	74.0	6:34.707
<b>6</b>	<b>Rangoni Corse</b> 1.Gabriele TORELLI 2.Davide GAGGIANESI							Lamborghini Huracan ST GT CUP 1								
	1	2	1:59.837	43.840	35.377	40.620	157.6	1:59.837	3	2	1:58.546	40.775	37.182	40.589	159.3	8:33.253
	2	2	4:25.373	1:38.951	1:35.673	1:10.749	71.2	6:25.210	4	2	1:58.064	40.210	37.118	40.736	159.9	10:31.317
	3	2	1:53.556	38.800	35.776	38.980	166.3	8:18.766	5	2	1:56.997	39.946	36.399	40.652	161.4	12:28.314
	4	2	1:54.636	40.004	35.497	39.135	164.7	10:13.402	6	2	1:58.703	40.042	37.106	41.555	159.1	14:27.017
	5	2	1:52.516	38.196	35.134	39.186	167.8	12:05.918	7	2	1:56.774	39.796	36.657	40.321	161.7	16:23.791
	6	2	1:52.701	38.258	35.325	39.118	167.5	13:58.619	8	2	3:34.742	39.778	36.357	2:18.607	87.9	19:58.533
	7	2	1:54.252	38.106	35.531	40.615	165.3	15:52.871	9	1	3:08.748	1:10.851	59.325	58.572	100.0	23:07.281
	8	2	1:52.307	38.044	35.066	39.197	168.1	17:45.178	10	1	2:59.594	59.139	55.565	1:04.890	105.1	26:06.875
	9	2	4:57.153	37.946	35.878	3:43.329	63.5	22:42.331	11	1	2:03.621	47.267	36.767	39.587	152.7	28:10.496
	10	1	2:16.946	59.988	36.183	40.775	137.9	24:59.277	12	1	1:56.380	39.152	36.136	41.092	162.2	30:06.876
	11	1	2:17.353	46.382	43.958	47.013	137.5	27:16.630	13	1	2:48.567	1:00.398	50.996	57.173	112.0	32:55.443
	12	1	2:39.751	46.268	43.723	1:09.760	118.2	29:56.381	14	1	2:01.242	41.122	38.479	41.641	155.7	34:56.685
	13	1	2:55.533	1:04.224	51.941	59.368	107.6	32:51.914	15	1	3:08.826	56.433	1:00.584	1:11.809	100.0	38:05.511
	14	1	1:59.623	41.401	37.323	40.899	157.8	34:51.537	16	1	3:24.086	1:04.592	1:07.287	1:12.207	92.5	41:29.597
	15	1	3:09.820	58.842	1:00.252	1:10.726	99.5	38:01.357	<b>12</b> <b>TEAM CARS RACING</b> 1.Fabrizio FEDE							
	16	1	3:25.281	1:06.048	1:06.628	1:12.605	92.0	41:26.638	1	1	2:21.425	52.453	38.884	50.088	133.5	2:21.425
<b>7</b>	<b>TRACK AND GO</b> 1.Alberto Jr. FULGORI 2.Danilo PAOLETTI							Porsche 992 GT3 CUP GT CUP 2								
	1	2	2:20.843	52.087	38.775	49.981	134.1	2:20.843	2	1	4:15.028	1:35.871	1:35.581	1:03.576	74.0	6:36.453
	2	2	4:15.284	1:35.441	1:35.896	1:03.947	74.0	6:36.127	3	1	1:58.942	40.764	37.433	40.745	158.7	8:35.395
	3	2	1:59.836	40.592	37.570	41.674	157.6	8:35.963	4	1	1:58.019	40.326	36.974	40.719	160.0	10:33.414
	4	2	1:57.793	39.964	37.150	40.679	160.3	10:33.756	5	1	1:58.680	41.197	36.861	40.622	159.1	12:32.094
	5	2	1:58.227	40.366	36.696	41.165	159.7	12:31.983	6	1	2:00.223	40.813	38.882	40.528	157.1	14:32.317
	6	2	4:39.834	39.923	1:08.020	2:51.891	67.5	17:11.817	7	1	3:42.594	40.035	37.249	2:25.310	84.8	18:14.911
<b>9</b>	<b>TEAM CARS RACING</b> 1.Alessandro REVELLO							Porsche Carrera GT3 GT CUP 2								
	1	1	2:33.301	58.148	45.012	50.141	123.2	2:33.301	8	1	2:19.528	48.526	42.217	48.785	135.3	20:34.439
	2	1	4:12.774	1:30.945	1:35.568	1:06.261	74.7	6:46.075	9	1	2:37.738	41.887	58.247	57.604	119.7	23:12.177
								10	1	2:58.130	57.668	56.029	1:04.433	106.0	26:10.307	
								11	1	2:15.084	54.419	38.445	42.220	139.8	28:25.391	
								12	1	1:57.869	40.237	37.055	40.577	160.2	30:23.260	
								13	1	2:34.181	47.116	50.973	56.092	122.5	32:57.441	
								14	1	2:06.408	41.340	38.611	46.457	149.4	35:03.849	
								15	1	3:10.252	54.463	1:00.922	1:14.867	99.2	38:14.101	
								16	1	3:19.198	1:02.218	1:06.371	1:10.609	94.8	41:33.299	



# National GT Challenge/P9 Challenge Sprin

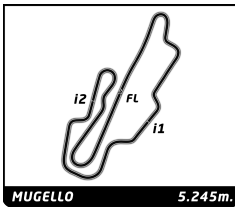
## Mugello Racing Weekend

### Gara 2

## Sector Analysis

— Invalidated Lap    ■ Personal Best    ■ Session Best    B Crossing the pit lane

Lap	D	Time	Sector 1	Sector 2	Sector 3	Kph	Elapsed	Lap	D	Time	Sector 1	Sector 2	Sector 3	Kph	Elapsed					
<b>15</b>	<b>BEST LAP</b> 1.Domenico Vincenzo GOLIA 2.Giovanni DE CUNTIS							Ferrari 488 Challenge EVO GT CUP 2												
	1	2	2:20.140	52.105	38.146	49.889	134.7	2:20.140	16	1	3:24.154	1:04.416	1:07.281	1:12.457	92.5	41:30.554				
	2	2	4:15.141	1:34.405	1:36.068	1:04.668	74.0	6:35.281	<b>24</b>	<b>RC MOTORSPORT</b> 1.Matteo MARULLA 2.Gian Luca GIRAUDI							Ferrari 488 Challenge EVO GT CUP 2			
	3	2	1:59.393	41.185	37.343	40.865	158.1	8:34.674		1	2	2:15.692	48.556	37.917	49.219	139.2	2:15.692			
	4	2	1:58.125	40.267	37.126	40.732	159.8	10:32.799		2	2	4:16.244	1:32.015	1:36.839	1:07.390	73.7	6:31.936			
	5	2	1:58.844	40.485	37.071	41.288	158.9	12:31.643		3	2	1:58.274	40.334	36.968	40.972	159.6	8:30.210			
	6	2	2:10.888	40.039	48.218	42.631	144.3	14:42.531		4	2	1:56.866	39.795	36.503	40.568	161.6	10:27.076			
	7	2	4:01.945	1:41.609	39.451	2:40.885	78.0	18:44.476		5	2	1:56.734	39.476	36.613	40.645	161.8	12:23.810			
	8	1	2:21.812	54.728	41.625	45.459	133.1	21:06.288		6	2	1:58.258	39.450	37.920	40.888	159.7	14:22.068			
	9	1	2:07.144	40.958	38.087	48.099	148.5	23:13.432		7	2	1:57.216	39.197	36.734	41.285	161.1	16:19.284			
	10	1	2:57.515	57.010	56.123	1:04.382	106.4	26:10.947		8	2	1:57.969	39.492	36.303	42.174	160.1	18:17.253			
	11	1	2:15.230	54.522	38.862	41.846	139.6	28:26.177		9	2	2:12.156	40.288	39.012	52.856	142.9	20:29.409			
	12	1	1:59.054	40.553	37.404	41.097	158.6	30:25.231		10	2	4:22.871	1:43.245	58.326	2:41.300	71.8	24:52.280			
	13	1	2:32.333	45.677	50.922	55.734	124.0	32:57.564		11	1	2:26.059	56.521	41.973	47.565	129.3	27:18.339			
	14	1	2:07.048	41.511	38.482	47.055	148.6	35:04.612		12	1	2:39.308	45.209	43.946	1:10.153	118.5	29:57.647			
	15	1	3:10.462	54.267	1:01.017	1:15.178	99.1	38:15.074		13	1	2:54.603	1:03.514	51.883	59.206	108.1	32:52.250			
	16	1	3:18.679	1:02.029	1:06.537	1:10.113	95.0	41:33.753		14	1	2:02.411	41.465	38.537	42.409	154.3	34:54.661			
<b>18</b>	<b>BEST LAP</b> 1.Maurizio PITORRI 2.Gianluigi SIMONELLI							Ferrari 488 GT3 GT3												
	1	2	2:21.867	52.944	38.973	49.950	133.1	2:21.867		<b>25</b>	<b>SEVEN HILLS MOTORSPORT</b> 1.Barkin PINAR 2.Nicholas RISITANO							Ferrari 488 Challenge EVO GT CUP 2		
	2	2	4:15.121	1:36.414	1:36.222	1:02.485	74.0	6:36.988	1		2	2:06.906	46.264	36.226	44.416	148.8	2:06.906			
	3	2	1:59.350	41.003	37.350	40.997	158.2	8:36.338	2		2	4:19.993	1:34.688	1:36.107	1:09.198	72.6	6:26.899			
	4	2	1:59.181	40.793	37.130	41.258	158.4	10:35.519	3		2	1:55.083	39.463	35.702	39.918	164.1	8:21.982			
	5	2	2:00.001	40.836	37.826	41.339	157.3	12:35.520	4		2	1:54.623	39.320	35.614	39.689	164.7	10:16.605			
	6	2	1:59.790	40.561	37.851	41.378	157.6	14:35.310	5		2	1:54.176	38.868	35.576	39.732	165.4	12:10.781			
	7	2	3:38.375	39.905	37.826	2:20.644	86.5	18:13.685	6		2	1:55.158	39.296	35.923	39.939	164.0	14:05.939			
	8	1	2:19.144	48.879	42.143	48.122	135.7	20:32.829	7		2	1:55.920	39.689	36.003	40.228	162.9	16:01.859			
	9	1	2:38.724	43.028	57.901	57.795	119.0	23:11.553	8		2	1:56.966	39.866	36.064	41.036	161.4	17:58.825			
	10	1	2:58.139	57.624	56.108	1:04.407	106.0	26:09.692	9		2	2:04.923	39.746	37.184	47.993	151.1	20:03.748			
	11	1	2:14.926	54.377	38.656	41.893	139.9	28:24.618	10		2	4:42.597	1:03.080	58.982	2:40.535	66.8	24:46.345			
	12	1	1:57.938	39.612	36.502	41.824	160.1	30:22.556	11		1	2:13.438	50.710	39.679	43.049	141.5	26:59.783			
13	1	2:34.360	47.133	50.854	56.373	122.3	32:56.916	12	1		2:53.671	41.054	57.387	1:15.230	108.7	29:53.454				
<b>23</b>	<b>FORMULA RACING</b> 1.Thomas PETERSEN							Ferrari 488 Challenge EVO GT CUP 2												
	1	1	2:14.176	48.210	37.862	48.104	140.7	2:14.176	<b>27</b>	<b>GRT MOTORSPORT</b> 1.Michele GIRAUDI 2.Giovanni GIRAUDI							Ferrari 488 Challenge EVO GT CUP 2			
	2	1	4:17.418	1:32.766	1:36.794	1:07.858	73.4	6:31.594		1	2	2:14.611	47.553	36.656	50.402	140.3	2:14.611			
	3	1	1:57.932	40.210	37.105	40.617	160.1	8:29.526		2	2	4:15.198	1:31.203	1:36.772	1:07.223	74.0	6:29.809			
	4	1	1:56.563	39.664	36.274	40.625	162.0	10:26.089		3	2	1:57.445	40.062	36.602	40.781	160.8	8:27.254			
	5	1	1:57.345	39.788	36.863	40.694	160.9	12:23.434		4	2	1:57.454	40.475	36.452	40.527	160.8	10:24.708			
	6	1	2:14.129	39.367	53.200	41.562	140.8	14:37.563		5	2	1:57.467	39.757	37.090	40.620	160.7	12:22.175			
	7	1	1:58.835	40.010	37.136	41.689	158.9	16:36.398		6	2	1:55.855	39.250	36.118	40.487	163.0	14:18.030			
	8	1	1:58.096	39.866	36.696	41.534	159.9	18:34.494		7	2	1:56.767	40.021	36.199	40.547	161.7	16:14.797			
	9	1	2:08.537	41.188	38.824	48.525	146.9	20:43.031		8	2	1:57.393	39.640	36.619	41.134	160.8	18:12.190			
	10	1	4:16.325	40.773	51.608	2:43.944	73.7	24:59.356		9	2	2:15.311	40.380	41.876	53.055	139.5	20:27.501			
	11	1	2:20.936	51.359	42.285	47.292	134.0	27:20.292		10	2	4:20.177	43.073	58.857	2:38.247	72.6	24:47.678			
	12	1	2:41.235	45.034	43.993	1:12.208	117.1	30:01.527		11	1	2:13.545	50.230	39.495	43.820	141.4	27:01.223			
	13	1	2:52.742	1:02.086	51.872	58.784	109.3	32:54.269												
	14	1	2:02.607	41.872	38.734	42.001	154.0	34:56.876												
	15	1	3:09.524	56.751	1:00.865	1:11.908	99.6	38:06.400												



# National GT Challenge/P9 Challenge Sprin

## Mugello Racing Weekend

### Gara 2

## Sector Analysis

— Invalidated Lap    ■ Personal Best    ■ Session Best    B Crossing the pit lane

Lap	D	Time	Sector 1	Sector 2	Sector 3	Kph	Elapsed	Lap	D	Time	Sector 1	Sector 2	Sector 3	Kph	Elapsed	
12	1	2:52.810	41.834	56.112	1:14.864	109.3	29:54.033	8	2	1:57.640	39.430	37.101	41.109	160.5	18:11.925	
13	1	2:56.299	1:04.211	53.109	58.979	107.1	32:50.332	9	2	3:50.618	B	40.374	41.187	2:29.057	81.9	22:02.543
14	1	2:04.627	42.579	39.520	42.528	151.5	34:54.959	10	1	2:15.888	55.515	38.015	42.358	139.0	24:18.431	
15	1	3:09.149	57.373	1:00.173	1:11.603	99.8	38:04.108	11	1	2:01.109	41.246	37.999	41.864	155.9	26:19.540	
16	1	3:24.998	1:05.165	1:07.151	1:12.682	92.1	41:29.106	12	1	3:30.667	1:10.218	1:05.834	1:14.615	89.6	29:50.207	

**28** **TEAM CARS RACING** Porsche 911 GT3 CUP  
 1. Filippo FRANGIONI GT CUP 2  
 2. Edoardo CASAZZA

1	2	2:16.806	49.083	38.191	49.532	138.0	2:16.806	
2	2	4:16.585	1:32.802	1:36.672	1:07.111	73.6	6:33.391	
3	2	1:57.909	40.193	36.641	41.075	160.1	8:31.300	
4	2	1:58.401	41.362	36.508	40.531	159.5	10:29.701	
5	2	1:57.309	40.142	36.387	40.780	161.0	12:27.010	
6	2	1:59.216	40.922	37.378	40.916	158.4	14:26.226	
7	2	1:56.913	39.891	36.358	40.664	161.5	16:23.139	
8	2	1:57.223	39.746	36.436	41.041	161.1	18:20.362	
9	2	3:53.404	B	40.509	41.024	2:31.871	80.9	22:13.766
10	1	2:07.748	48.838	37.247	41.663	147.8	24:21.514	
11	1	1:59.369	40.650	36.783	41.936	158.2	26:20.883	
12	1	3:30.654	1:10.699	1:05.307	1:14.648	89.6	29:51.537	
13	1	2:57.447	1:03.756	53.593	1:00.098	106.4	32:48.984	
14	1	1:59.267	41.025	37.011	41.231	158.3	34:48.251	
15	1	3:11.275	1:00.250	1:00.062	1:10.963	98.7	37:59.526	
16	1	3:26.235	1:06.515	1:05.981	1:13.739	91.6	41:25.761	

**42** **TEAM CARS RACING** Porsche 992 GT3 CUP  
 1. Marco SQUILLACI GT CUP 2  
 2. Emanuele ROMANI

1	2	2:16.013	50.229	37.337	48.447	138.8	2:16.013	
2	2	4:16.988	1:32.481	1:36.728	1:07.779	73.5	6:33.001	
3	2	1:57.807	39.885	36.733	41.189	160.3	8:30.808	
4	2	1:56.972	39.598	36.460	40.914	161.4	10:27.780	
5	2	1:56.486	39.316	36.541	40.629	162.1	12:24.266	
6	2	1:58.271	39.438	37.749	41.084	159.7	14:22.537	
7	2	1:57.210	39.339	36.419	41.452	161.1	16:19.747	
8	2	1:57.178	39.594	36.165	41.419	161.1	18:16.925	
9	2	3:54.504	B	39.243	39.139	2:36.122	80.5	22:11.429
10	1	2:07.892	47.685	37.665	42.542	147.6	24:19.321	
11	1	2:01.132	40.868	38.002	42.262	155.9	26:20.453	
12	1	3:30.421	1:10.190	1:05.374	1:14.857	89.7	29:50.874	
13	1	2:57.474	1:03.510	53.606	1:00.358	106.4	32:48.348	
14	1	1:57.272	40.325	36.517	40.430	161.0	34:45.620	
15	1	2:20.622	42.101	40.453	58.068	134.3	37:06.242	
16	1	3:25.561	1:01.611	59.393	1:24.557	91.9	40:31.803	

**43** **BEST LAP** Ferrari 488 Challenge EVO  
 1. Riccardo ROMAGNOLI GT CUP 2  
 2. Elio MARCHETTI

1	2	2:14.904	47.789	37.334	49.781	140.0	2:14.904
2	2	4:14.148	1:30.061	1:36.614	1:07.473	74.3	6:29.052
3	2	1:57.930	40.394	36.705	40.831	160.1	8:26.982
4	2	1:57.216	40.533	36.229	40.454	161.1	10:24.198
5	2	1:56.833	39.945	36.309	40.579	161.6	12:21.031
6	2	1:56.148	39.618	36.200	40.330	162.6	14:17.179
7	2	1:57.106	39.818	36.713	40.575	161.2	16:14.285

**57** **LEMA RACING** Lamborghini Huracan ST EVO2  
 1. Alessandro BRIGATTI GT CUP 1  
 2. Simone CONTI

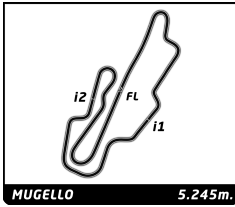
1	2	2:18.928	51.606	38.154	49.168	135.9	2:18.928	
2	2	4:15.572	1:33.061	1:36.795	1:05.716	73.9	6:34.500	
3	2	2:00.006	41.554	37.495	40.957	157.3	8:34.506	
4	2	1:58.219	40.128	37.201	40.890	159.7	10:32.725	
5	2	1:58.191	40.199	37.166	40.826	159.8	12:30.916	
6	2	1:59.306	40.324	37.732	41.250	158.3	14:30.222	
7	2	3:37.491	B	40.097	37.078	2:20.316	86.8	18:07.713
8	1	2:20.008	45.703	41.321	52.984	134.9	20:27.721	
9	1	2:40.483	43.658	58.939	57.886	117.7	23:08.204	
10	1	2:59.268	58.771	55.579	1:04.918	105.3	26:07.472	
11	1	2:04.031	49.382	35.152	39.497	152.2	28:11.503	
12	1	1:56.532	39.019	35.635	41.878	162.0	30:08.035	
13	1	2:47.808	59.904	50.753	57.151	112.5	32:55.843	
14	1	2:01.438	41.004	39.247	41.187	155.5	34:57.281	
15	1	3:10.446	57.226	1:01.095	1:12.125	99.1	38:07.727	
16	1	3:23.265	1:03.742	1:07.395	1:12.128	92.9	41:30.992	

**68** **SF SQUADRA CORSE SRLS** Lamborghini Huracan ST EVO2  
 1. Pietro ALESSI GT CUP 1  
 2. Federico DANOVA

1	2	1:59.203	43.338	35.084	40.781	158.4	1:59.203	
2	2	4:25.616	1:38.716	1:35.588	1:11.312	71.1	6:24.819	
3	2	1:52.124	38.699	34.879	38.546	168.4	8:16.943	
4	2	1:51.734	37.581	34.729	39.424	169.0	10:08.677	
5	2	1:52.062	38.450	34.859	38.753	168.5	12:00.739	
6	2	1:51.622	38.151	34.706	38.765	169.2	13:52.361	
7	2	1:52.587	38.161	35.358	39.068	167.7	15:44.948	
8	2	3:25.496	B	38.105	35.067	2:12.324	91.9	19:10.444
9	1	2:12.611	48.974	42.275	41.362	142.4	21:23.055	
10	1	1:54.677	38.171	35.627	40.879	164.7	23:17.732	
11	1	2:55.232	54.753	55.442	1:05.037	107.8	26:12.964	
12	1	3:35.666	1:15.069	1:05.082	1:15.515	87.6	29:48.630	
13	1	2:56.581	1:03.895	53.490	59.196	106.9	32:45.211	
14	1	1:53.369	38.428	35.250	39.691	166.6	34:38.580	
15	1	2:26.197	43.804	44.043	58.350	129.2	37:04.777	
16	1	3:26.550	1:01.269	1:00.022	1:25.259	91.4	40:31.327	

**91** **SCUDERIA VESUVIO** Lamborghini Huracan GT3  
 1. Mariano MAGLIOCCOLA GT3  
 2. Benedetto STRIGNANO

1	2	2:00.569	43.950	35.451	41.168	156.6	2:00.569
2	2	4:25.176	1:39.042	1:35.513	1:10.621	71.2	6:25.745
3	2	1:51.956	38.397	34.901	38.658	168.7	8:17.701



# National GT Challenge/P9 Challenge Sprin

## Mugello Racing Weekend

### Gara 2

### Sector Analysis

— Invalidated Lap    
 ■ Personal Best    
 ■ Session Best    
 B Crossing the pit lane

Lap	D	Time	Sector 1	Sector 2	Sector 3	Kph	Elapsed	Lap	D	Time	Sector 1	Sector 2	Sector 3	Kph	Elapsed
-----	---	------	----------	----------	----------	-----	---------	-----	---	------	----------	----------	----------	-----	---------

4	2	<b>1:50.702</b>	<b>37.288</b>	34.412	39.002	170.6	10:08.403
5	2	1:50.895	37.394	<b>33.983</b>	39.518	170.3	11:59.298
6	2	1:50.935	37.329	34.905	38.701	170.2	13:50.233
7	2	1:53.257	38.261	35.815	39.181	166.7	15:43.490
8	2	1:51.076	37.345	34.891	38.840	170.0	17:34.566
9	2	2:09.581	37.433	34.984	57.164	145.7	19:44.147
10	2	5:13.145 <b>B</b>	1:19.840	59.460	2:53.845	60.3	24:57.292
11	2	2:22.163	52.642	42.043	47.478	132.8	27:19.455
12	2	2:41.147	45.076	44.050	1:12.021	117.2	30:00.602
13	2	2:52.947	1:02.318	52.088	58.541	109.2	32:53.549
14	2	1:56.283	39.862	36.558	39.863	162.4	34:49.832
15	2	3:10.758	1:00.027	1:00.329	1:10.402	99.0	38:00.590
16	2	3:25.679	1:06.113	1:06.521	1:13.045	91.8	41:26.269

#### 151 FORMULA RACING

Ferrari 488 Challenge EVO  
 1. Luigi FERRARI  
 2. Leonardo MEGNA  
 GT CUP 2

1	2	2:02.135	44.835	35.900	41.400	154.6	2:02.135
2	2	4:23.738	1:38.371	1:35.620	1:09.747	71.6	6:25.873
3	2	1:54.847	39.514	35.604	<b>39.729</b>	164.4	8:20.720
4	2	1:54.473	39.156	35.528	39.789	164.9	10:15.193
5	2	<b>1:53.865</b>	<b>38.826</b>	<b>35.209</b>	39.830	165.8	12:09.058
6	2	1:54.711	38.854	35.835	40.022	164.6	14:03.769
7	2	1:55.238	39.327	35.751	40.160	163.9	15:59.007
8	2	1:56.362	39.378	35.902	41.082	162.3	17:55.369
9	2	1:58.465	39.327	35.973	43.165	159.4	19:53.834
10	2	4:48.365 <b>B</b>	1:11.667	59.461	2:37.237	65.5	24:42.199
11	1	2:06.595	47.641	37.212	41.742	149.2	26:48.794
12	1	3:03.460	44.022	1:04.678	1:14.760	102.9	29:52.254
13	1	2:56.808	1:03.356	54.010	59.442	106.8	32:49.062
14	1	1:58.182	40.392	36.986	40.804	159.8	34:47.244
15	1	2:19.442	41.536	39.926	57.980	135.4	37:06.686
16	1	3:25.333	1:01.637	59.570	1:24.126	92.0	40:32.019

#### 157 BEST LAP

Ferrari 488 Challenge EVO  
 1. Giuseppe MARINARO  
 2. Alessandro PALAZZO  
 GT CUP 2

1	2	2:23.470	46.010	49.036	48.424	131.6	2:23.470
2	2	4:16.322	1:37.870	1:35.471	1:02.981	73.7	6:39.792
3	2	2:01.374	40.552	38.227	42.595	155.6	8:41.166
4	2	<b>1:58.597</b>	40.381	<b>37.223</b>	<b>40.993</b>	159.2	10:39.763
5	2	1:59.079	40.348	37.386	41.345	158.6	12:38.842
6	2	2:06.331	40.219	42.811	43.301	149.5	14:45.173
7	2	2:01.763	40.506	38.213	43.044	155.1	16:46.936

#### 202 Spirit Race Team

BMW M4 GT4 F82  
 1. Marc WIEZORREK  
 2b

1	1	3:01.040	58.796	49.860	1:12.384	104.3	3:01.040
2	1	3:46.240	1:04.394	1:36.106	1:05.740	83.5	6:47.280
3	1	2:17.394	45.650	44.229	47.515	137.4	9:04.674
4	1	2:07.137	43.731	39.327	44.079	148.5	11:11.811
5	1	<b>2:04.637</b>	42.698	38.728	<b>43.211</b>	151.5	13:16.448
6	1	2:04.863	42.508	<b>38.291</b>	44.064	151.2	15:21.311
7	1	4:09.011 <b>B</b>	<b>42.101</b>	39.157	2:47.753	75.8	19:30.322

#### 204 Spirit Race Team

AUDI R8 GT4  
 1. Julian JANSEN  
 2b

1	1	2:22.976	53.440	40.307	49.229	132.1	2:22.976
2	1	4:16.654	1:37.054	1:35.757	1:03.843	73.6	6:39.630
3	1	2:03.294	42.110	38.473	42.711	153.1	8:42.924
4	1	2:02.603	41.549	38.244	42.810	154.0	10:45.527
5	1	<b>2:02.120</b>	41.520	38.043	42.557	154.6	12:47.647
6	1	2:03.551	41.154	39.932	<b>42.465</b>	152.8	14:51.198
7	1	2:02.320	41.504	38.085	42.731	154.4	16:53.518
8	1	2:03.982	<b>40.934</b>	<b>38.014</b>	45.034	152.3	18:57.500
9	1	4:14.753 <b>B</b>	43.824	40.598	2:50.331	74.1	23:12.253
10	1	2:59.639	58.762	56.291	1:04.586	105.1	26:11.892
11	1	2:17.889	54.815	39.385	43.689	136.9	28:29.781
12	1	2:03.114	41.643	38.634	42.837	153.4	30:32.895
13	1	2:26.225	41.307	48.544	56.374	129.1	32:59.120
14	1	2:07.572	41.387	38.162	48.023	148.0	35:06.692
15	1	3:09.539	53.023	1:01.041	1:15.475	99.6	38:16.231
16	1	3:18.562	1:02.080	1:06.352	1:10.130	95.1	41:34.793

#### 411 TEAM Sussenguth

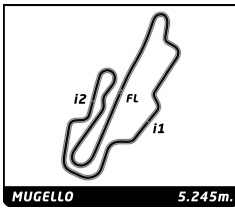
PORSCHE 991 GT3 CUP GEN II  
 1. Manuel SUSSENGUTH  
 4b

1	1	2:08.376	46.842	36.103	45.431	147.1	2:08.376
2	1	4:18.910	1:34.130	1:36.087	1:08.693	72.9	6:27.286
3	1	1:55.420	39.647	<b>35.823</b>	<b>39.950</b>	163.6	8:22.706
4	1	<b>1:55.294</b>	39.190	35.953	40.151	163.8	10:18.000
5	1	1:55.844	39.298	36.188	40.358	163.0	12:13.844
6	1	1:56.477	39.442	36.574	40.461	162.1	14:10.321
7	1	1:56.516	<b>39.044</b>	36.656	40.816	162.1	16:06.837
8	1	1:57.257	39.534	36.753	40.970	161.0	18:04.094
9	1	2:00.445	39.242	37.101	44.102	156.8	20:04.539
10	1	4:59.282 <b>B</b>	1:02.796	59.128	2:57.358	63.1	25:03.821
11	1	2:17.476	48.180	41.473	47.823	137.3	27:21.297
12	1	2:40.991	44.394	43.877	1:12.720	117.3	30:02.288
13	1	2:52.067	1:01.983	51.786	58.298	109.7	32:54.355
14	1	2:03.888	41.980	39.200	42.708	152.4	34:58.243
15	1	3:13.604	57.437	1:01.430	1:14.737	97.5	38:11.847
16	1	3:20.152	1:01.571	1:07.672	1:10.909	94.3	41:31.999

#### 507 Team Lienau

ASTON MARTIN V12 GT3  
 1. Alexander LIENAU  
 5

1	1	2:27.465	56.274	41.850	49.341	128.0	2:27.465
2	1	4:14.802	1:35.982	1:35.571	1:03.249	74.1	6:42.267
3	1	<b>2:06.848</b>	42.825	39.876	<b>44.147</b>	148.9	8:49.115
4	1	2:09.117	43.418	40.598	45.101	146.2	10:58.232
5	1	2:08.786	43.655	40.614	44.517	146.6	13:07.018
6	1	2:13.002	43.403	42.790	46.809	142.0	15:20.020
7	1	3:52.947 <b>B</b>	<b>42.344</b>	<b>39.814</b>	2:30.789	81.1	19:12.967
8	1	2:22.927	55.854	41.842	45.231	132.1	21:35.894
9	1	2:14.710	45.979	41.790	46.941	140.2	23:50.604
10	1	2:24.387	45.240	41.312	57.835	130.8	26:14.991
11	1	3:34.714	1:13.827	1:05.200	1:15.687	87.9	29:49.705
12	1	2:58.204	1:03.803	53.240	1:01.161	106.0	32:47.909



# National GT Challenge/P9 Challenge Sprin

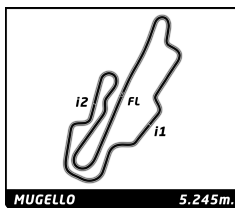
## Mugello Racing Weekend

### Gara 2

## Sector Analysis

— Invalidated Lap    
 ■ Personal Best    
 ■ Session Best    
 B Crossing the pit lane

Lap	D	Time	Sector 1	Sector 2	Sector 3	Kph	Elapsed	Lap	D	Time	Sector 1	Sector 2	Sector 3	Kph	Elapsed
<b>604</b>		HR Spezialfedern GmbH & Co KG					BMW M4 GT3								
		1.Jurgen ALZEN					6								
		2.Timo SCHEIBNER													
1	1	1:58.461	43.118	35.112	40.231	159.4	1:58.461								
2	1	4:25.910	1:38.841	1:35.660	1:11.409	71.0	6:24.371								
3	1	1:51.299	38.052	34.859	38.388	169.7	8:15.670								
4	1	<b>1:51.180</b>	38.123	<b>34.686</b>	<b>38.371</b>	169.8	10:06.850								
5	1	1:51.745	37.728	35.020	38.997	169.0	11:58.595								
6	1	1:52.032	37.802	35.795	38.435	168.5	13:50.627								
7	1	1:51.748	37.716	35.459	38.573	169.0	15:42.375								
8	1	1:52.001	38.072	35.414	38.515	168.6	17:34.376								
9	1	2:08.687	<b>37.295</b>	34.982	56.410	146.7	19:43.063								
10	1	5:11.321 <b>B</b>	1:20.109	59.569	2:51.643	60.7	24:54.384								
11	2	2:24.449	54.938	41.939	47.572	130.7	27:18.833								
12	2	2:41.231	45.055	43.945	1:12.231	117.1	30:00.064								
13	2	2:52.708	1:01.988	51.717	59.003	109.3	32:52.772								
14	2	1:54.310	39.062	35.984	39.264	165.2	34:47.082								
15	2	3:11.971	1:00.745	1:00.282	1:10.944	98.4	37:59.053								
16	2	3:25.687	1:06.315	1:05.994	1:13.378	91.8	41:24.740								
<b>607</b>		JB racing TEAM					CHEVROLET C7 GT3 Corvette								
		1.Jurgen BENDER					6								
1	1	2:13.268	47.176	36.231	49.861	141.7	2:13.268								
2	1	4:14.779	1:30.481	1:36.664	1:07.634	74.1	6:28.047								
3	1	1:54.941	39.559	35.724	39.658	164.3	8:22.988								
4	1	1:54.958	39.569	36.036	<b>39.353</b>	164.3	10:17.946								
5	1	<b>1:53.246</b>	<b>38.309</b>	<b>35.317</b>	39.620	166.7	12:11.192								
6	1	1:54.886	39.352	36.006	39.528	164.4	14:06.078								
7	1	1:53.651	38.352	35.364	39.935	166.1	15:59.729								
8	1	1:54.710	39.156	35.706	39.848	164.6	17:54.439								
9	1	1:56.484	38.520	35.537	42.427	162.1	19:50.923								
10	1	5:37.265 <b>B</b>	1:13.839	59.371	3:24.055	56.0	25:28.188								
11	1	2:09.960	47.608	38.459	43.893	145.3	27:38.148								
12	1	2:26.682	46.331	40.496	59.855	128.7	30:04.830								
13	1	2:50.104	1:01.348	51.232	57.524	111.0	32:54.934								
14	1	2:08.542	43.600	38.605	46.337	146.9	35:03.476								
15	1	3:09.959	54.015	1:01.136	1:14.808	99.4	38:13.435								
16	1	3:19.265	1:02.190	1:06.682	1:10.393	94.8	41:32.700								



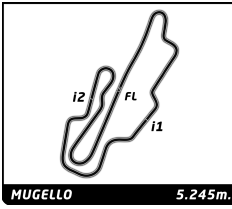
# National GT Challenge/P9 Challenge Sprir

## Mugello Racing Weekend

### Gara 2

## Handicaps Analysis

No	In Time		Out Time		Pit Time	Handicap	Gap	Window
	Hour	Elapsed	Hour	Elapsed				
<b>5</b>	<b>BEST LAP</b> / Ferrari 488 Challenge EVO GT CUP 2							
1	13:30:41.815	18:21.548	13:32:49.226	20:28.959	2:07.411 (127.411)	101	26.411	
<b>6</b>	<b>Rangoni Corse</b> / Lamborghini Huracan ST GT CUP 1							
1	13:31:56.904	19:36.637	13:35:06.166	22:45.899	3:09.262 (189.262)	101	88.262	
<b>7</b>	<b>TRACK AND GO</b> / Porsche 992 GT3 CUP GT CUP 2							
1	13:27:39.988	15:19.721	13:29:35.608	17:15.341	1:55.620 (115.620)	101	14.620	
<b>9</b>	<b>TEAM CARS RACING</b> / Porsche Carrera GT3 GT CUP 2							
1	13:32:59.918	20:39.651	13:34:53.706	22:33.439	1:53.788 (113.788)	106	7.788	
<b>11</b>	<b>SCUDERIA EMME</b> / Ferrari 488 Challenge EVO GT CUP 2							
1	13:30:38.479	18:18.212	13:32:24.722	20:04.455	1:46.243 (106.243)	101	5.243	
<b>12</b>	<b>TEAM CARS RACING</b> / 992 GT3 CUP GT CUP 2							
1	13:28:49.368	16:29.101	13:30:38.657	18:18.390	1:49.289 (109.289)	106	3.289	
<b>15</b>	<b>BEST LAP</b> / Ferrari 488 Challenge EVO GT CUP 2							
1	13:29:06.936	16:46.669	13:31:08.246	18:47.979	2:01.310 (121.310)	101	20.310	
<b>18</b>	<b>BEST LAP</b> / Ferrari 488 GT3 GT3							
1	13:28:55.257	16:34.990	13:30:37.386	18:17.119	1:42.129 (102.129)	101	1.129	
<b>23</b>	<b>FORMULA RACING</b> / Ferrari 488 Challenge EVO GT CUP 2							
1	13:35:31.433	23:11.166	13:37:23.164	25:02.897	1:51.731 (111.731)	106	5.731	
<b>24</b>	<b>RC MOTORSPORT</b> / Ferrari 488 Challenge EVO GT CUP 2							
1	13:35:27.525	23:07.258	13:37:16.064	24:55.797	1:48.539 (108.539)	101	7.539	
<b>25</b>	<b>SEVEN HILLS MOTORSPORT</b> / Ferrari 488 Challenge EVO GT CUP 2							
1	13:35:22.155	23:01.888	13:37:10.098	24:49.831	1:47.943 (107.943)	101	6.943	
<b>27</b>	<b>GRT MOTORSPORT</b> / Ferrari 488 Challenge EVO GT CUP 2							
1	13:35:25.487	23:05.220	13:37:11.466	24:51.199	1:45.979 (105.979)	101	4.979	
<b>28</b>	<b>TEAM CARS RACING</b> / Porsche 911 GT3 CUP GT CUP 2							
1	13:32:49.436	20:29.169	13:34:37.406	22:17.139	1:47.970 (107.970)	101	6.970	
<b>42</b>	<b>TEAM CARS RACING</b> / Porsche 992 GT3 CUP GT CUP 2							
1	13:32:47.376	20:27.109	13:34:35.235	22:14.968	1:47.859 (107.859)	101	6.859	
<b>43</b>	<b>BEST LAP</b> / Ferrari 488 Challenge EVO GT CUP 2							
1	13:32:44.379	20:24.112	13:34:26.328	22:06.061	1:41.949 (101.949)	101	0.949	
<b>57</b>	<b>LEMA RACING</b> / Lamborghini Huracan ST EVO2 GT CUP 1							
1	13:28:46.727	16:26.460	13:30:31.310	18:11.043	1:44.583 (104.583)	101	3.583	
<b>68</b>	<b>SF SQUADRA CORSE SRLS</b> / Lamborghini Huracan ST EVO2 GT CUP 1							
1	13:29:54.901	17:34.634	13:31:35.692	19:15.425	1:40.791 (100.791)	101	-0.209	
<b>91</b>	<b>SCUDERIA VESUVIO</b> / Lamborghini Huracan GT3 GT3							
1	13:35:19.267	22:59.000	13:37:21.658	25:01.391	2:02.391 (122.391)	106	16.391	
<b>151</b>	<b>FORMULA RACING</b> / Ferrari 488 Challenge EVO GT CUP 2							
1	13:35:21.046	23:00.779	13:37:05.991	24:45.724	1:44.945 (104.945)	101	3.945	
<b>202</b>	<b>Spirit Race Team</b> / BMW M4 GT4 F82 2b							
1	13:29:45.857	17:25.590	13:32:00.864	19:40.597	2:15.007 (135.007)	120	15.007	
<b>204</b>	<b>Spirit Race Team</b> / AUDI R8 GT4 2b							
1	13:33:25.313	21:05.046	13:35:35.564	23:15.297	2:10.251 (130.251)	120	10.251	
<b>411</b>	<b>TEAM Sussenguth</b> / PORSCHE 991 GT3 CUP GEN II 4b							
1	13:35:23.150	23:02.883	13:37:27.757	25:07.490	2:04.607 (124.607)	120	4.607	
<b>507</b>	<b>Team Lienau</b> / ASTON MARTIN V12 GT3 5							



# National GT Challenge/P9 Challenge Sprir

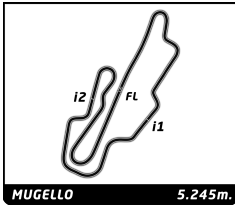
## Mugello Racing Weekend

### Gara 2

## Handicaps Analysis

No	In Time		Out Time		Pit Time	Handicap	Gap	Window
	Hour	Elapsed	Hour	Elapsed				
1	13:29:44.922	17:24.655	13:31:38.093	19:17.826	1:53.171 (113.171)	120	-6.829	
<b>604</b>	<b>HR Spezialfedern GmbH &amp; Co KG / BMW M4 GT3</b>							6
1	13:35:18.034	22:57.767	13:37:18.144	24:57.877	2:00.110 (120.110)			
<b>607</b>	<b>JB racing TEAM / CHEVROLET C7 GT3 Corvette</b>							6
1	13:35:20.143	22:59.876	13:37:51.874	25:31.607	2:31.731 (151.731)			

CARS WITHOUT PIT STOPS DURING THE SESSION: 50, 90, 157.

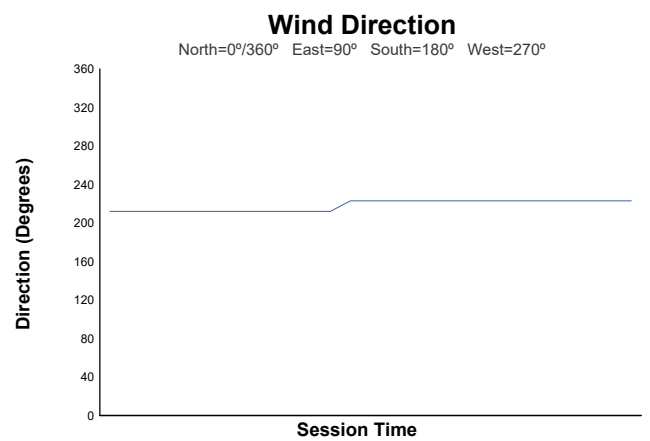
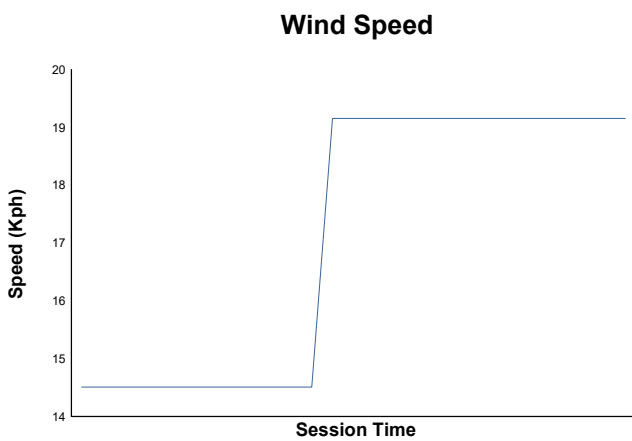
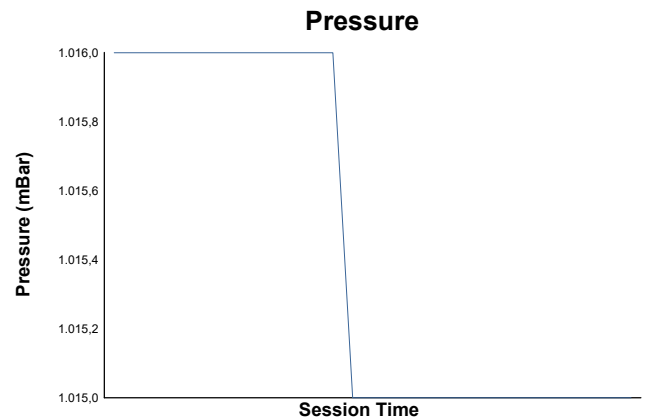
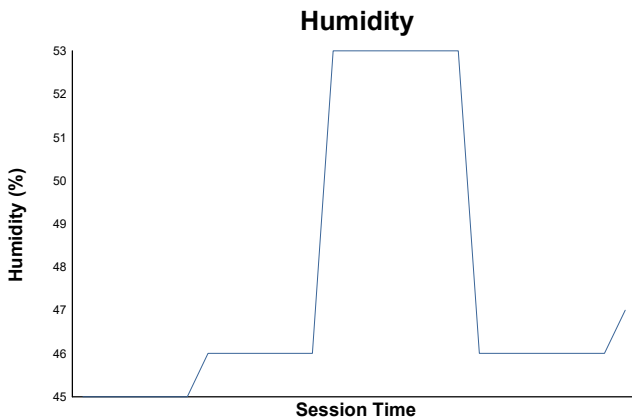
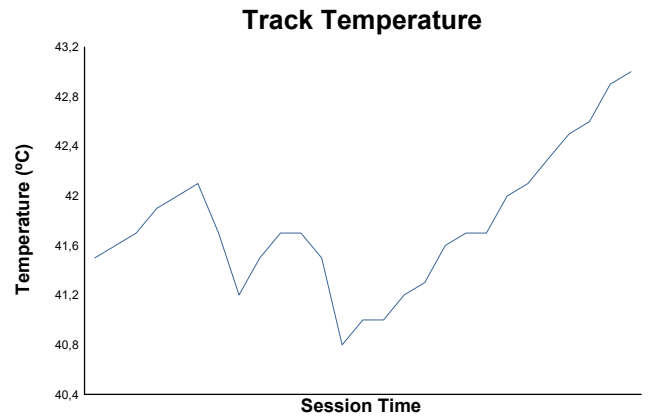
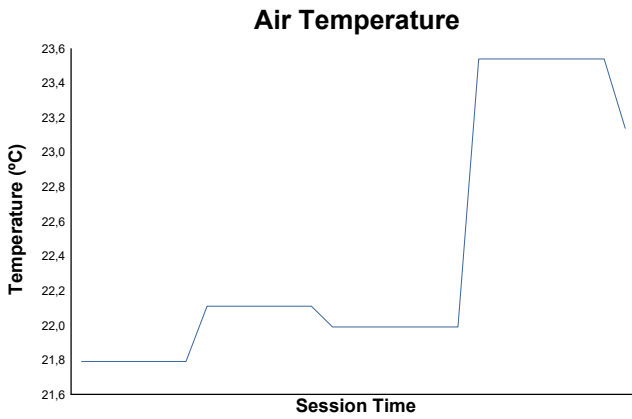


# National GT Challenge/P9 Challenge Sprui

## Mugello Racing Weekend

### Gara 2

## Weather Report



Track Status: **DRY**