

Young Timer Touring Cup

Mugello Racing Weekend

1 Turno Prove Libere

Classification

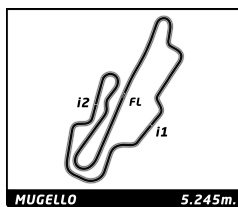
No	Driver	Nat	Team	Car	Cl.	Time	Lap	Total	Gap	Kph
1	7 Sergio GALBUSERA	ITA	TAC Motorsport A.S.D.	Lotus Elise Cup	Lotus Cup	2:11.749	7	10	-	- 143.3
2	121 Camillo PICCIN	ITA		Honda Integra	E1 2.0	2:18.071	8	9	+6.322	+6.322 136.8
3	22 Gianfranco SCOPPA	ITA	Scuderia Vesuvio	Mini JCW EVO	Mini Cup	2:19.873	3	10	+8.124	+1.802 135.0
4	48 Giuseppe IUORIO	ITA	A.S.D. Race Project Team	Toyota Corolla TS	RS Plus	2:25.487	3	7	+13.738	+5.614 129.8
5	4 Giulio VALENTINI	ITA		Seat Leon Supercopa	Leon S.Co					
6	14 David DELLI GUANTI	ITA		BMW 3000	E1 Oltre 3					
7	20 Maurizio FUMI	ITA		Renault Clio Cup	Clio Cup					
8	27 Sebastiano SIBANI	ITA		BMW 318 IS Trofeo	318 Trofeo					
9	31 Federico BORRETT	ITA		BMW M3 E1	E1 Oltre 3					
10	58 Franco BARIN	ITA	FB Corse	Alfa Romeo 147 JTD	RS Plus					
11	79 Rino DE LUCA	ITA	VIMOTORSPORT A.S.D.	Honda Civic	E1 2.0					

Fastest Lap: Lap 7 Sergio GALBUSERA **2:11.749** 143.3 Kph

Published at:

Track Status: **DRY**

Direttore di Gara: CANU Antonio	Il DS Cronometraggio INNOCENTI Chiara
---	---



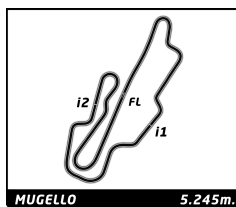
Young Timer Touring Cup

Mugello Racing Weekend

1 Turno Prove Libere

Best Sector Times

Sector 1			Sector 2			Sector 3			Ideal Lap	Best Lap	
Pos	No Driver	Time	No Driver	Time	No Driver	Time	Pos	No Driver			
1	7 S.GALBUSERA	44.663	7 S.GALBUSERA	40.258	7 S.GALBUSERA	43.998	1	7 S.GALBUSERA	2:08.919	2:11.749	(1)
2	22 G.SCOPPA	46.937	48 G.IUORIO	42.870	121 C.PICCIN	47.849	2	121 C.PICCIN	2:17.897	2:18.071	(2)
3	121 C.PICCIN	47.039	121 C.PICCIN	43.009	22 G.SCOPPA	48.470	3	22 G.SCOPPA	2:19.354	2:19.873	(3)
4	48 G.IUORIO	48.258	22 G.SCOPPA	43.947	48 G.IUORIO	50.443	4	48 G.IUORIO	2:21.571	2:25.487	(4)



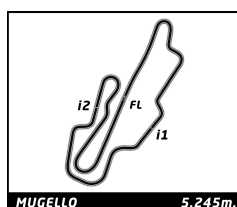
Young Timer Touring Cup

Mugello Racing Weekend

1 Turno Prove Libere

Best Top Speed

No Driver	Team	Class	Top 1		Top 2		Top 3		Top 4		Top 5		Avg	
			Kph	Lap	Kph	Lap	Kph	Lap	Kph	Lap	Kph	Lap		
7	Sergio GALBUSERA	TAC Motorsport A.S.D.	Lotus Cup	229.9	8	209.5	7	198.8	5	172.6	3	168.8	9	195,9
121	Camillo PICCIN		E1 2.0	221.0	9	218.8	7	218.8	8	217.4	6	180.9	2	211,4
22	Gianfranco SCOPPA	Scuderia Vesuvio	Mini Cup	213.6	7	210.3	6	209.5	10	209.1	9	207.5	4	210,0
48	Giuseppe IUORIO	A.S.D. Race Project Team	RS Plus	187.1	7	186.8	4	185.8	3	182.7	2	122.6	6	173,0
4	Giulio VALENTINI		Leon S.Copa											
14	David DELLI GUANTI		E1 Oltre 3000											
20	Maurizio FUMI		Clio Cup											
27	Sebastiano SIBANI		318 Trofeo											
31	Federico BORRETT		E1 Oltre 3000											
58	Franco BARIN	FB Corse	RS Plus											
79	Rino DE LUCA	VIMOTORSPORT A.S.D.	E1 2.0											

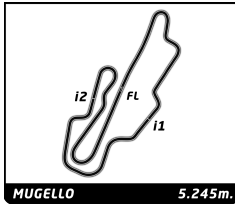


Young Timer Touring Cup Mugello Racing Weekend 1 Turno Prove Libere

Sector Analysis

— Invalidated Lap ■ Personal Best ■ Session Best B Crossing the pit lane

Lap	Time	Sector 1	Sector 2	Sector 3	T.Spd	Elapsed	Lap	Time	Sector 1	Sector 2	Sector 3	T.Spd	Elapsed	
7	Sergio GALBUSERA ITA TAC Motorsport A.S.D. Lotus Elise Cup													
1	3:20.917	1:22.537	54.884	1:03.496	83.4	3:20.917								
2	2:38.496	58.531	48.118	51.847	162.3	5:59.413								
3	2:40.679	54.553	45.750	1:00.376	172.6	8:40.092								
4	2:43.128	1:00.898	51.362	50.868	136.9	11:23.220								
5	2:21.032	47.626	41.967	51.439	198.8	13:44.252								
6	2:21.147	52.228	42.950	45.969	152.1	16:05.399								
7	2:11.749	45.818	40.861	45.070	209.5	18:17.148								
8	2:13.591	44.663	40.800	48.128	229.9	20:30.739								
9	3:30.287 B	51.695	47.652	1:50.940	168.8	24:01.026								
10	2:18.396	54.140	40.258	43.998	148.9	26:19.422								
22	Gianfranco SCOPPA ITA Scuderia Vesuvio Mini JCW EVO													
1	3:11.423	1:23.652	54.169	53.602	85.7	3:11.423								
2	2:22.739	49.077	44.705	48.957	199.5	5:34.162								
3	2:19.873	47.456	43.947	48.470	199.9	7:54.035								
4	3:10.469	46.937	44.055	1:39.477	207.5	11:04.504								
5	2:25.038	49.077	46.604	49.357	187.4	13:29.542								
6	2:24.018	48.305	46.021	49.692	210.3	15:53.560								
7	2:23.419	48.372	46.184	48.863	213.6	18:16.979								
8	2:23.742	48.523	45.190	50.029	202.1	20:40.721								
9	2:22.249	47.142	45.065	50.042	209.1	23:02.970								
10	2:25.735	48.921	45.800	51.014	209.5	25:28.705								
48	Giuseppe IUORIO ITA A.S.D. Race Project Team Toyota Corolla TS													
1	3:08.247	1:18.314	52.804	57.129	77.7	3:08.247								
2	2:31.170	52.797	46.677	51.696	182.7	5:39.417								
3	2:25.487	50.092	44.317	51.078	185.8	8:04.904								
4	2:33.947	49.084	44.752	1:00.111	186.8	10:38.851								
5	4:47.824 B	1:05.943	57.198	2:44.683	119.9	15:26.675								
6	2:32.352	59.039	42.870	50.443	122.6	17:59.027								
7	3:29.685 B	48.258	43.579	1:57.848	187.1	21:28.712								
121	Camillo PICCIN ITA Honda Integra													
1	3:11.271	1:21.999	54.671	54.601	77.7	3:11.271								
2	2:27.952	50.946	46.997	50.009	180.9	5:39.223								
3	2:25.622	48.625	45.072	51.925		8:04.845								
4	5:22.682 B	48.688	47.020	3:46.974		13:27.527								
5	2:41.900	1:05.461	46.187	50.252	116.3	16:09.427								
6	2:20.861	47.101	44.327	49.433	217.4	18:30.288								
7	2:20.167	47.039	44.307	48.821	218.8	20:50.455								
8	2:18.071	47.213	43.009	47.849	218.8	23:08.526								
9	2:22.840	50.080	44.855	47.905	221.0	25:31.366								


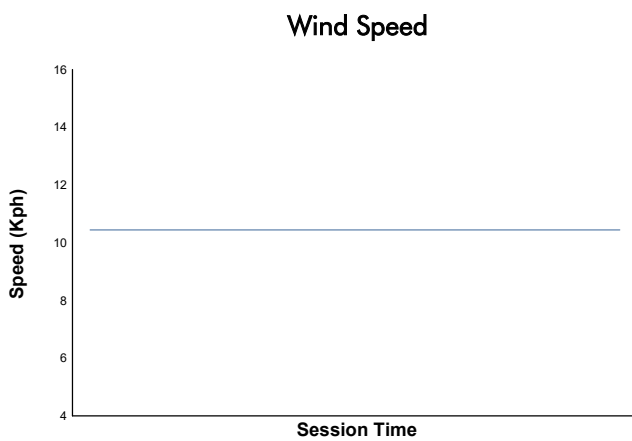
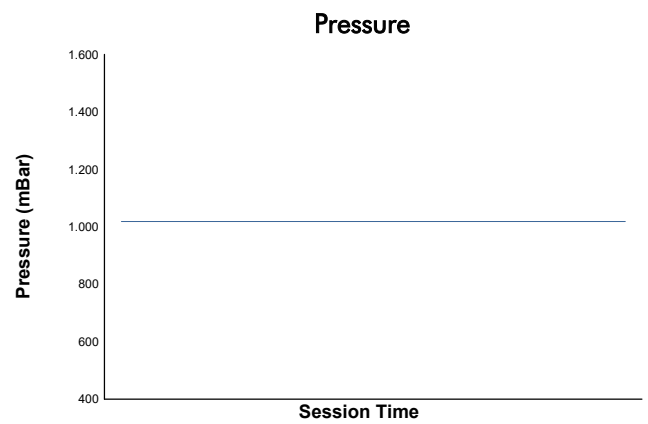
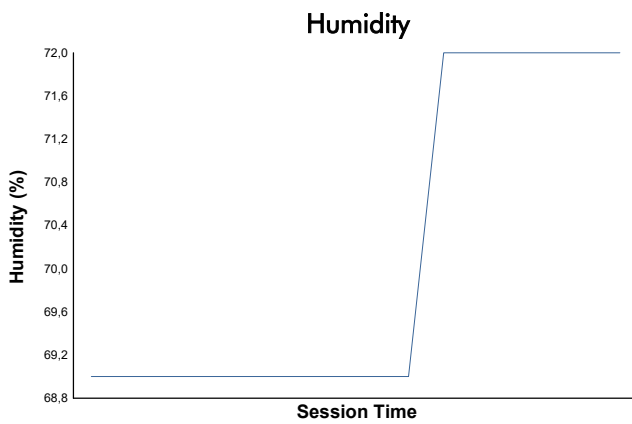
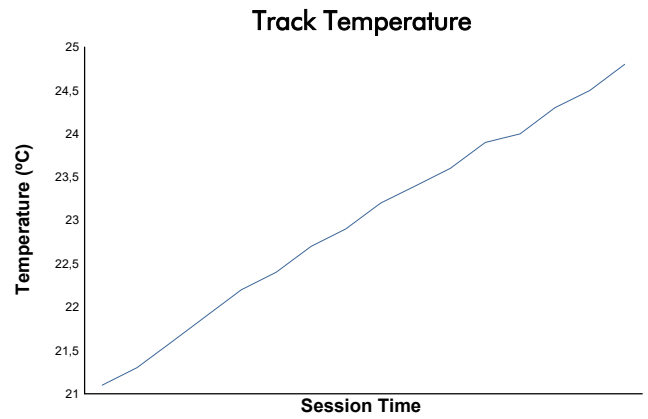
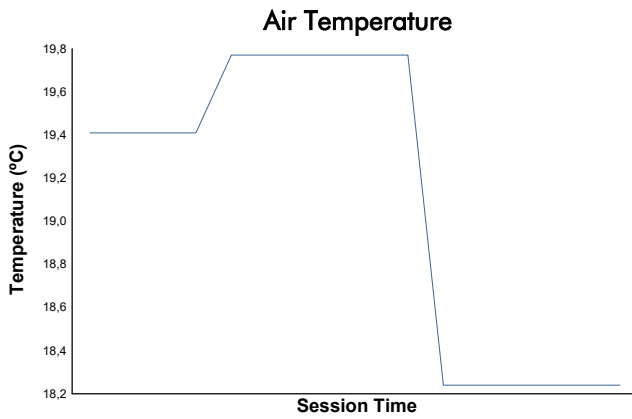


Mugello Racing Weekend

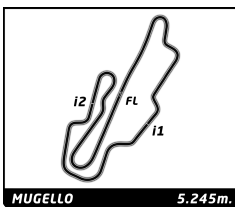
Young Timer Touring Cup

1 Turno Prove Libere

Weather Report



Track Status: **DRY**



Young Timer Touring Cup

Mugello Racing Weekend

2 Turno Prove Libere

Classification

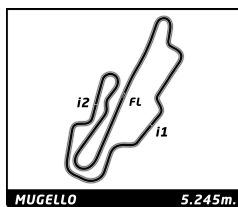
No	Driver	Nat	Team	Car	Cl.	Time	Lap	Total	Gap	Kph
1	7 Sergio GALBU	ITA	TAC Motorsport	Lotus Elise	Lotus Cup	2:07.749	9	9	-	- 147.8
2	14 David DELLI	ITA		BMW 3000	E1 Oltre 3	2:13.739	8	8	+5.990	+5.990 141.2
3	79 Rino DE LUCA	ITA	VIMOTORSPORT A	Honda Civic	E1 2.0	2:14.776	9	9	+7.027	+1.037 140.1
4	22 Gianfranco S	ITA	Scuderia Vesuv	Mini JCW EVO	Mini Cup	2:17.207	3	8	+9.458	+2.431 137.6
5	4 Giulio VALEN	ITA		Seat Leon Su	Leon S.Co					
6	20 Maurizio FUM	ITA		Renault Clio	Clio Cup					
7	27 Sebastiano S	ITA		BMW 318 IS T	318 Trofec					
8	31 Federico BOR	ITA		BMW M3 E1	E1 Oltre 3			2		
9	48 Giuseppe IUO	ITA	A.S.D. Race Pr	Toyota Corol	RS Plus			6		
10	58 Franco BARIN	ITA	FB Corse	Alfa Romeo 1	RS Plus					
11	121 Camillo PICC	ITA		Honda Integr	E1 2.0			4		

Fastest Lap: Lap 9 Sergio GALBUSERA **2:07.749** 147.8 Kph

Published at:

Track Status: **DRY**

Direttore di Gara: CANU Antonio	Il DS Cronometraggio INNOCENTI Chiara
---	---



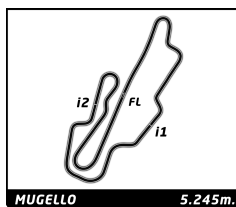
Young Timer Touring Cup

Mugello Racing Weekend

2 Turno Prove Libere

Best Sector Times

Sector 1			Sector 2			Sector 3			Ide al	Bes t	
Pos	No Driver	Time	No Driver	Time	No Driver	Time	Pos	No Driver			
1	7 S.GALB	43.368	7 S.GALB	39.551	7 S.GALB	44.451	1	7 S.GALBUSERA	2:07.370	2:07.749	(1)
2	14 D.DELL	45.616	14 D.DELL	40.600	22 G.SCOP	47.149	2	14 D.DELLI GUANT	2:13.739	2:13.739	(2)
3	22 G.SCOP	45.723	79 R.DE L	41.389	79 R.DE L	47.432	3	79 R.DE LUCA	2:14.776	2:14.776	(3)
4	79 R.DE L	45.955	48 G.IUOR	42.533	14 D.DELL	47.523	4	22 G.SCOPPA	2:15.431	2:17.207	(4)
5	48 G.IUOR	48.793	22 G.SCOP	42.559	48 G.IUOR	50.392	5	48 G.IUORIO	2:21.718		
6	121 C.PICC	54.026	31 F.BORR	43.757	31 F.BORR	52.853	6	31 F.BORRETT	2:31.890		
7	31 F.BORR	55.280	121 C.PICC	47.149	121 C.PICC	3:15.240	7	121 C.PICCIN	4:56.415		



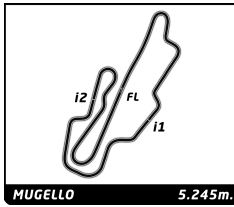
Young Timer Touring Cup

Mugello Racing Weekend

2 Turno Prove Libere

Best Top Speed

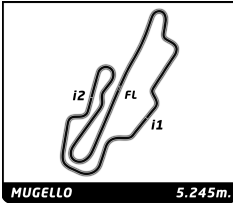
No Driver	Team	Class	Top 1		Top 2		Top 3		Top 4		Top 5		Avg	
			Kph	Lap	Kph	Lap	Kph	Lap	Kph	Lap	Kph	Lap		
22	Gianfranco SCOPPA	Scuderia Vesuvio	Mini Cup	223.2	3	217.0	2	213.6	7	206.3	6	191.4	4	210,3
7	Sergio GALBUSERA	TAC Motorsport A.	Lotus Cup	220.1	5	219.2	3	218.8	4	217.9	2	217.9	9	218,8
79	Rino DE LUCA	VIMOTORSPORT A.S.	E1 2.0	210.3	8	209.9	9	209.5	5	209.5	7	207.1	4	209,3
14	David DELLI GUANTI		E1 Oltre 3000	200.2	6	196.2	7	196.2	8	193.8	3	187.1	4	194,7
121	Camillo PICCIN		E1 2.0	183.6	4	118.3	3	107.3	1					136,4
48	Giuseppe IUORIO	A.S.D. Race Proje	RS Plus	181.8	6	180.9	2	180.9	4	118.2	3	112.3	5	154,8
31	Federico BORRETT		E1 Oltre 3000	137.6	2	102.3	1							120,0
4	Giulio VALENTINI		Leon S.Copa											
20	Maurizio FUMI		Clio Cup											
27	Sebastiano SIBANI		318 Trofeo											
58	Franco BARIN	FB Corse	RS Plus											



Young Timer Touring Cup Mugello Racing Weekend 2 Turno Prove Libere

Sector Analysis

Invalidated Lap							Personal Best							Session Best							B Crossing the pit lane														
Lap	Time	Sector 1	Sector 2	Sector 3	T.Spd	Elapsed	Lap	Time	Sector 1	Sector 2	Sector 3	T.Spd	Elapsed	Lap	Time	Sector 1	Sector 2	Sector 3	T.Spd	Elapsed	Lap	Time	Sector 1	Sector 2	Sector 3	T.Spd	Elapsed								
7	Sergio GALBUSERA						ITA	7	2:18.2	46.789	42.971	48.488	209.5	21:52.541	8	2:15.6	46.073	42.089	47.446	210.3	24:08.149	9	2:14.7	45.955	41.389	47.432	209.9	26:22.925							
TAC Motorsport A.S.D.							Lotus Elise C																												
1	2:38.1	1:03.680	47.275	47.214	125.7	2:38.169																													
2	2:11.8	45.110	41.707	44.997	217.9	4:49.983																													
3	2:10.3	44.342	41.160	44.802	219.2	7:00.287																													
4	2:08.9	44.161	40.292	44.451	218.8	9:09.191																													
5	7:43.5B	43.929	40.039	6:19.592	220.1	16:52.751																													
6	2:26.5	58.252	42.189	46.094	133.7	19:19.286																													
7	2:08.7	44.151	39.969	44.644	214.9	21:28.050																													
8	2:07.7	43.603	39.551	44.632	217.0	23:35.836																													
9	2:07.7	43.368	39.870	44.511	217.9	25:43.585																													
121	Camillo PICCINI						ITA																												
Honda Integra																																			
1	10:26.	1:18.368	50.675	8:17.171	107.3	10:26.214																													
2	6:41.6B	57.671					17:07.830																												
3	5:02.7	1:00.346	47.149	3:15.240	118.3	22:10.565																													
4	3:07.3B	54.026					183.6	25:17.894																											
14	David DELLI GUANTI						ITA																												
BMW 3000																																			
1	3:57.0	2:02.555	57.547	56.969	80.1	3:57.071																													
2	2:31.8	52.451	47.722	51.660	183.0	6:28.904																													
3	2:24.6	49.915	44.677	50.069	193.8	8:53.565																													
4	8:09.0B	47.689	42.843	6:38.483	187.1	17:02.580																													
5	2:28.1	57.444	41.719	48.971	118.6	19:30.714																													
6	2:15.4	45.780	41.947	47.731	200.2	21:46.172																													
7	2:15.9	47.195	41.091	47.631	196.2	24:02.089																													
8	2:13.7	45.616	40.600	47.523	196.2	26:15.828																													
22	Gianfranco SCOPPA						ITA																												
Scuderia Vesuvio																																			
Mini JCW EVO																																			
1	2:46.3	1:08.734	47.682	49.901	108.3	2:46.317																													
2	4:37.4	47.098	44.010	3:06.339	217.0	7:23.764																													
3	2:17.2	45.723	43.555	47.929	223.2	9:40.971																													
4	7:45.8B	48.449					17:26.797																												
5	2:28.8	55.128	44.944	48.795	119.3	19:55.664																													
6	2:17.7	46.791	43.768	47.149	206.3	22:13.372																													
7	2:27.6	46.944	42.559	58.137	213.6	24:41.012																													
8	2:24.3	50.013	44.637	49.724	173.4	27:05.386																													
31	Federico BORRETT						ITA																												
BMW M3 E1																																			
1	2:52.7	1:13.842	46.032	52.853	102.3	2:52.727																													
2	5:01.1B	55.280					137.6	7:53.866																											
48	Giuseppe IUORIO						ITA																												
A.S.D. Race Project Team																																			
Toyota Coroll																																			
1	3:04.6	1:20.246	49.815	54.612	106.5	3:04.673																													
2	3:44.1B	49.878	48.409	2:05.842	180.9	6:48.802																													
3	2:34.1	1:00.740	42.887	50.484	118.2	9:22.913																													
4	7:36.4B	48.796	52.001	5:55.644	180.9	16:59.354																													
5	2:35.1	1:00.310	44.427	50.392	112.3	19:34.483																													
6	3:56.1B	48.793	42.533	2:24.797	181.8	23:30.606																													
79	Rino DE LUCA						ITA																												
VIMOTORSPORT A.S.D.																																			
Honda Civic																																			
1	3:13.6	1:24.063	53.293	56.273	94.4	3:13.629																													
2	2:29.7	51.576	46.884	51.264	187.8	5:43.353																													
3	2:24.0	47.770	45.779	50.460	206.3	8:07.362																													
4	2:20.0	47.028	44.080	48.976	207.1	10:27.446																													
5	6:37.6B	57.882					209.5	17:05.119																											
6	2:29.1	56.510	44.119	48.545	121.2	19:34.293																													

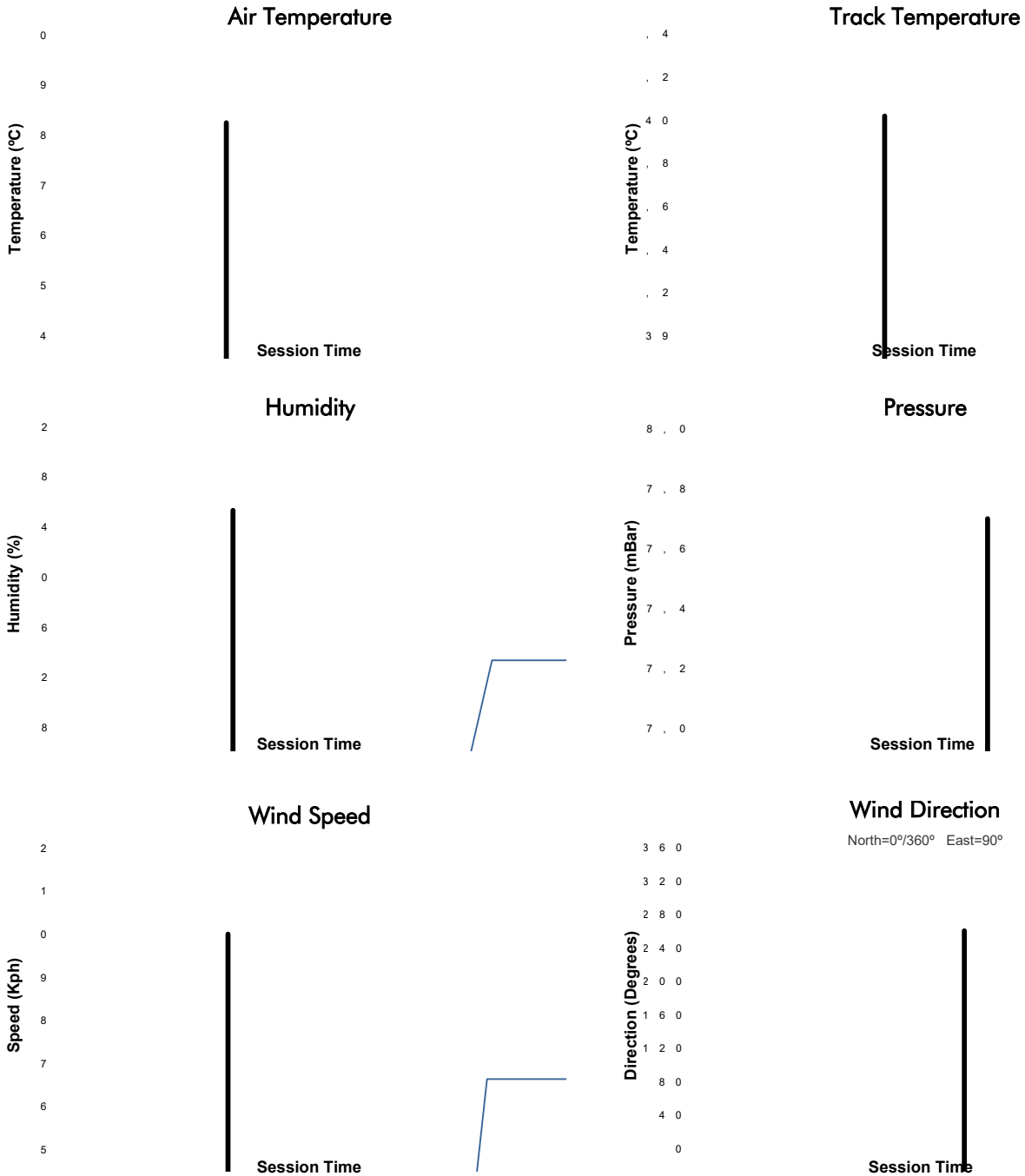


Mugello Racing Weekend

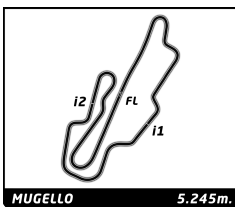
Young Timer Touring Cup

2 Turno Prove Libere

Weather Report



Track Status: **DRY**



Young Timer Touring Cup

Mugello Racing Weekend

3 Turno Prove Libere

Classification

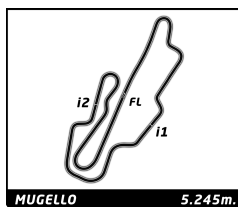
No	Driver	Nat	Team	Car	Cl.	Time	Lap	Total	Gap	Kph
1	7 Sergio GALBU	ITA	TAC Motorsport	Lotus Elise	Lotus Cup	2:05.702	6	8	-	150.2
2	31 Federico BOR	ITA		BMW M3 E1	E1 Oltre 3	2:06.841	5	8	+1.139	148.9
3	4 Giulio VALEN	ITA		Seat Leon Su	Leon S.Co	2:08.602	6	8	+2.900	146.8
4	22 Gianfranco S	ITA	Scuderia Vesuv	Mini JCW EVO	Mini Cup	2:14.173	3	8	+8.471	140.7
5	79 Rino DE LUCA	ITA	VIMOTORSPORT A	Honda Civic	E1 2.0	2:17.039	7	7	+11.337	137.8
6	121 Camillo PICC	ITA		Honda Integr	E1 2.0	2:18.534	7	7	+12.832	136.3
7	14 David DELLI	ITA		BMW 3000	E1 Oltre 3	2:19.098	4	6	+13.396	135.7
8	48 Giuseppe IUO	ITA	A.S.D. Race Pr	Toyota Corol	RS Plus	2:23.213	2	5	+17.511	131.8
9	58 Franco BARIN	ITA	FB Corse	Alfa Romeo 1	RS Plus	3:13.023	2	2	+1:07.321	97.8
10	20 Maurizio FUM	ITA		Renault Clio	Clio Cup					
11	27 Sebastiano S	ITA		BMW 318 IS T	318 Trofec					

Fastest Lap: Lap 6 Sergio GALBUSERA **2:05.702** 150.2 Kph

Published at:

Track Status: **DRY**

Direttore di Gara: CANU Antonio	Il DS Cronometraggio INNOCENTI Chiara
---	---



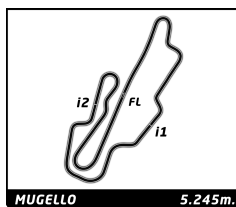
Young Timer Touring Cup

Mugello Racing Weekend

3 Turno Prove Libere

Best Sector Times

Sector 1			Sector 2			Sector 3			Ide al	Bes t	
Pos	No Driver	Time	No Driver	Time	No Driver	Time	Pos	No Driver			
1	7 S.GALB	42.601	31 F.BORR	39.089	7 S.GALB	43.585	1	7 S.GALBUSERA	2:05.425	2:05.702	(1)
2	31 F.BORR	42.966	7 S.GALB	39.239	31 F.BORR	43.778	2	31 F.BORRETT	2:05.833	2:06.841	(2)
3	4 G.VALE	43.547	4 G.VALE	39.850	4 G.VALE	45.205	3	4 G.VALENTINI	2:08.602	2:08.602	(3)
4	22 G.SCOP	44.461	22 G.SCOP	42.326	22 G.SCOP	46.334	4	22 G.SCOPPA	2:13.121	2:14.173	(4)
5	79 R.DE L	45.448	14 D.DELL	42.335	79 R.DE L	48.341	5	79 R.DE LUCA	2:16.222	2:17.039	(5)
6	121 C.PICC	46.585	79 R.DE L	42.433	121 C.PICC	48.341	6	121 C.PICCIN	2:18.150	2:18.534	(6)
7	14 D.DELL	47.481	48 G.IUOR	43.001	14 D.DELL	49.275	7	14 D.DELLI GUANT	2:19.091	2:19.098	(7)
8	48 G.IUOR	48.817	121 C.PICC	43.224	48 G.IUOR	50.643	8	48 G.IUORIO	2:22.461	2:23.213	(8)
9	58 F.BARI	1:01.959	58 F.BARI	56.419	58 F.BARI	1:05.426	9	58 F.BARIN	3:03.804	3:13.023	(9)



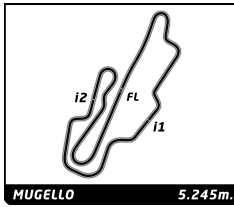
Young Timer Touring Cup

Mugello Racing Weekend

3 Turno Prove Libere

Best Top Speed

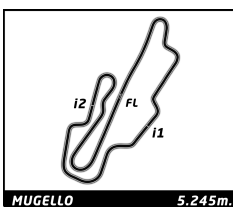
No Driver	Team	Class	Top 1		Top 2		Top 3		Top 4		Top 5		Avg
			Kph	Lap	Kph	Lap	Kph	Lap	Kph	Lap	Kph	Lap	
31	Federico BORRETT	E1 Oltre 3000	235.3	7	231.8	6	231.3	5	230.3	3	227.4	4	231,2
7	Sergio GALBUSERA	TAC Motorsport A.	225.1	6	222.8	5	221.9	7	219.6	3	219.2	2	221,7
22	Gianfranco SCOPPA	Scuderia Vesuvio	223.2	2	221.4	5	220.5	3	219.6	4	219.2	7	220,8
4	Giulio VALENTINI	Leon S.Copa	218.8	8	217.9	3	217.9	4	217.9	6	216.6	2	217,8
121	Camillo PICCIN	E1 2.0	213.6	7	212.8	6	212.3	3	212.3	5	209.5	2	212,1
79	Rino DE LUCA	VIMOTORSPORT A.S.	211.1	2	209.9	3	209.1	4	209.1	5	208.3	7	209,5
14	David DELLI GUANTI	E1 Oltre 3000	204.4	3	204.4	4	202.5	5	184.6	2	110.6	6	181,3
48	Giuseppe IUORIO	A.S.D. Race Proje	181.8	2	178.5	3	116.3	5	113.5	4	85.7	1	135,2
58	Franco BARIN	FB Corse	49.3	1									49,3
20	Maurizio FUMI	Clio Cup											
27	Sebastiano SIBANI	318 Trofeo											



Young Timer Touring Cup Mugello Racing Weekend 3 Turno Prove Libere

Sector Analysis

Invalidated Lap							Personal Best							Session Best							B Crossing the pit lane							
Lap	Time	Sector 1	Sector 2	Sector 3	T.Spd	Elapsed	Lap	Time	Sector 1	Sector 2	Sector 3	T.Spd	Elapsed	Lap	Time	Sector 1	Sector 2	Sector 3	T.Spd	Elapsed	Lap	Time	Sector 1	Sector 2	Sector 3	T.Spd	Elapsed	
4 Giulio VALENTINI ITA																												
Seat Leon Sup																												
1	2:49.9	1:17.218	44.678	48.008	50.2	2:49.904																						
2	2:13.6	45.887	41.817	45.927	216.6	5:03.535																						
3	2:12.5	43.799	40.829	47.894	217.9	7:16.057																						
4	2:10.1	44.153	40.780	45.229	217.9	9:26.219																						
5	2:09.3	43.876	40.110	45.401	216.6	11:35.606																						
6	2:08.6	43.547	39.850	45.205	217.9	13:44.208																						
7	2:41.1	51.625	57.011	52.523	210.3	16:25.367																						
8	2:12.9	44.150	39.921	48.898	218.8	18:38.336																						
58 Franco BARIN ITA																												
FB Corse Alfa Romeo 14																												
1	4:14.2	1:47.395	1:12.552	1:14.326	49.3	4:14.273																						
2	3:13.0	1:08.644	58.953	1:05.426		7:27.296																						
79 Rino DE LUCA ITA																												
VIMOTORSPOORT A.S.D. Honda Civic																												
1	3:15.8	1:38.841	46.462	50.585	103.4	3:15.888																						
2	2:21.4	47.312	45.588	48.592	211.1	5:37.380																						
3	2:19.4	46.765	43.419	49.238	209.9	7:56.802																						
4	2:17.7	46.119	43.187	48.477	209.1	10:14.585																						
5	3:06.1	46.118			209.1	13:20.717																						
6	2:37.3	1:05.800	42.909	48.593	102.5	15:58.019																						
7	2:17.0	46.265	42.433	48.341	208.3	18:15.058																						
121 Camillo PICCINI ITA																												
Honda Integra																												
1	3:13.9	1:34.266	48.788	50.913	101.6	3:13.967																						
2	2:25.0	47.939	46.796	50.284	209.5	5:38.986																						
3	2:22.5	47.759	44.851	49.945	212.3	8:01.541																						
4	2:22.0	47.386	45.101	49.574	208.3	10:23.602																						
5	2:20.9	47.599	44.478	48.904	212.3	12:44.583																						
6	2:19.6	47.267	44.039	48.341	212.8	15:04.230																						
7	2:18.5	46.641	43.344	48.549	213.6	17:22.764																						
14 David DELI GUANTI ITA																												
BMW 3000																												
1	3:27.9	1:46.952	48.940	52.084	98.2	3:27.976																						
2	2:22.3	49.071	43.203	50.036	184.6	5:50.286																						
3	2:20.7	48.115	43.272	49.316	204.4	8:10.989																						
4	2:19.0	47.481	42.342	49.275	204.4	10:30.087																						
5	3:41.0	47.736	42.335	2:10.948	202.5	14:11.106																						
6	2:34.3	1:01.897	42.683	49.814	110.6	16:45.500																						
22 Gianfranco SCOPPA ITA																												
Scuderia Vesuvio Mini JCW EVO																												
1	2:58.6	1:25.247	45.163	48.197	86.6	2:58.607																						
2	2:15.5	46.226	43.006	46.334	223.2	5:14.173																						
3	2:14.1	44.461	43.369	46.343	220.5	7:28.346																						
4	2:14.4	44.804	42.745	46.899	219.6	9:42.794																						
5	2:24.1	47.144	46.816	50.224	221.4	12:06.978																						
6	2:17.3	46.432	43.862	47.023	194.1	14:24.295																						
7	2:14.4	45.673	42.326	46.451	219.2	16:38.745																						
8	2:16.8	45.676	43.890	47.294	211.9	18:55.605																						
31 Federico BORRETTI ITA																												
BMW M3 E1																												
1	2:57.8	1:23.279	46.038	48.566	45.3	2:57.883																						
2	2:16.8	48.719	42.231	45.902	222.8	5:14.735																						
3	2:11.1	44.530	40.922	45.694	230.3	7:25.881																						
4	2:07.0	42.966	39.494	44.556	227.4	9:32.897																						
5	2:06.8	43.007	39.498	44.336	231.3	11:39.738																						
6	2:07.1	44.276	39.089	43.778	231.8	13:46.881																						
7	5:03.5	44.705			235.3	18:50.464																						
8	2:22.6	1:12.986			106.5	21:13.079																						
48 Giuseppe IUORIO ITA																												
A.S.D. Race Project Team Toyota Coroll																												
1	3:06.2	1:28.888	45.878	51.531	85.7	3:06.297																						



Young Timer Touring Cup Mugello Racing Weekend Prove Ufficiali

Provisional Classification

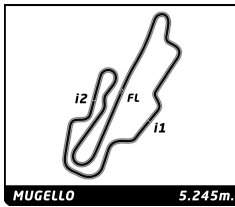
No	Driver	Nat	Team	Car	Cl.	Time	Lap Total	Gap	Kph
1	7 Sergio GALBUSERA	ITA	TAC Motorsport A.S.D.	Lotus Elise Cup	Lotus Cup	2:05.318	9 12	-	150.7
2	31 Federico BORRETT	ITA		BMW M3 E1	E1 Oltre :	2:05.587	7 9	+0.269	150.3
3	4 Giulio VALENTINI	ITA		Seat Leon Supercopa	Leon S.C	2:08.540	6 9	+3.222	146.9
4	79 Rino DE LUCA	ITA	VIMOTORSPORT A.S.D.	Honda Civic	E1 2.0	2:12.129	11 11	+6.811	142.9
5	14 David DELLI GUANTI	ITA		BMW 3000	E1 Oltre :	2:13.052	5 9	+7.734	141.9
6	22 Gianfranco SCOPPA	ITA	Scuderia Vesuvio	Mini JCW EVO	Mini Cup	2:15.365	10 10	+10.047	139.5
7	121 Camillo PICCIN	ITA		Honda Integra	E1 2.0	2:16.996	11 11	+11.678	137.8
8	48 Giuseppe IUORIO	ITA	A.S.D. Race Project Team	Toyota Corolla TS	RS Plus	2:20.666	4 4	+15.348	134.2
9	27 Sebastiano SIBANI	ITA		BMW 318 IS Trofeo	318 Trofe	2:28.380	8 9	+23.062	127.3
10	58 Franco BARIN	ITA	FB Corse	Alfa Romeo 147 JTD	RS Plus	2:43.998	8 9	+38.680	115.1

Fastest Lap:	Lap 9	Sergio GALBUSERA	2:05.318	150.7 Kph
---------------------	-------	------------------	-----------------	-----------

Published at:

Track Status: **DRY**

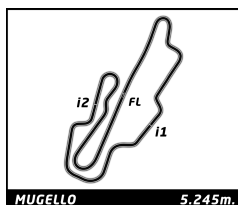
Direttore di Gara: CANU Antonio Lic. 52925	Il DS Cronometraggio INNOCENTI Chiara Lic. 523246
---	--



Young Timer Touring Cup Mugello Racing Weekend Prove Ufficiali

Best Sector Times

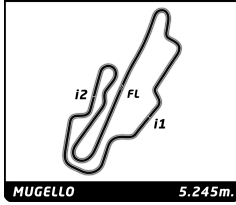
Sector 1			Sector 2			Sector 3			Ideal Lap	Best Lap	
Pos	No Driver	Time	No Driver	Time	No Driver	Time	Pos	No Driver			
1	31 F.BORRETT	42.514	31 F.BORRETT	38.634	7 S.GALBUSERA	43.782	1	7 S.GALBUSERA	2:05.173	2:05.318	(1)
2	7 S.GALBUSERA	42.522	7 S.GALBUSERA	38.869	31 F.BORRETT	44.439	2	31 F.BORRETT	2:05.587	2:05.587	(2)
3	4 G.VALENTINI	43.117	4 G.VALENTINI	39.735	4 G.VALENTINI	45.252	3	4 G.VALENTINI	2:08.104	2:08.540	(3)
4	14 D.DELLI GUANTI	44.130	14 D.DELLI GUANTI	39.926	14 D.DELLI GUANTI	46.176	4	14 D.DELLI GUANTI	2:10.232	2:13.052	(5)
5	79 R.DE LUCA	44.930	79 R.DE LUCA	40.412	79 R.DE LUCA	46.325	5	79 R.DE LUCA	2:11.667	2:12.129	(4)
6	22 G.SCOPPA	45.167	48 G.IUORIO	42.300	22 G.SCOPPA	46.903	6	22 G.SCOPPA	2:14.629	2:15.365	(6)
7	121 C.PICCIN	45.409	22 G.SCOPPA	42.559	121 C.PICCIN	47.325	7	121 C.PICCIN	2:15.626	2:16.996	(7)
8	48 G.IUORIO	48.252	121 C.PICCIN	42.892	48 G.IUORIO	50.114	8	48 G.IUORIO	2:20.666	2:20.666	(8)
9	27 S.SIBANI	49.752	27 S.SIBANI	46.492	27 S.SIBANI	51.611	9	27 S.SIBANI	2:27.855	2:28.380	(9)
10	58 F.BARIN	54.568	58 F.BARIN	51.516	58 F.BARIN	57.291	10	58 F.BARIN	2:43.375	2:43.998	(10)



Young Timer Touring Cup Mugello Racing Weekend Prove Ufficiali

Best Top Speed

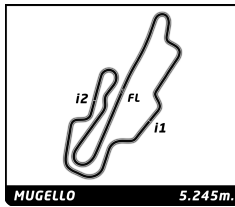
No Driver	Team	Class	Top 1		Top 2		Top 3		Top 4		Top 5		Avg
			Kph	Lap	Kph	Lap	Kph	Lap	Kph	Lap	Kph	Lap	
31	Federico BORRETT	E1 Oltre 300€	241.1	4	238.4	6	235.8	8	235.3	7	202.1	9	230,5
22	Gianfranco SCOPPA	Scuderia Vesuvio	229.4	10	227.4	2	227.0	9	226.5	5	226.0	8	227,3
7	Sergio GALBUSERA	TAC Motorsport A.S.D.	224.2	6	223.7	12	223.7	7	223.7	5	223.2	10	223,7
4	Giulio VALENTINI	Leon S.Copa	223.2	2	222.8	6	221.9	4	221.9	5	220.5	7	222,1
121	Camillo PICCIN	E1 2.0	221.4	5	219.6	4	219.6	8	219.6	10	218.3	11	219,7
14	David DELLI GUANTI	E1 Oltre 300€	217.0	4	214.0	5	213.6	8	212.3	6	207.1	2	212,8
79	Rino DE LUCA	VIMOTORSPORT A.S.D.	216.1	10	215.7	9	214.4	7	214.0	6	214.0	4	214,8
48	Giuseppe IUORIO	A.S.D. Race Project Team	187.1	2	185.2	4	122.6	3	97.0	1			148,0
27	Sebastiano SIBANI	318 Trofeo	182.1	5	101.1	2	90.0	1					124,4
58	Franco BARIN	FB Corse	168.8	9	166.2	8							167,5



Young Timer Touring Cup Mugello Racing Weekend Prove Ufficiali

Fastest Lap Sequence

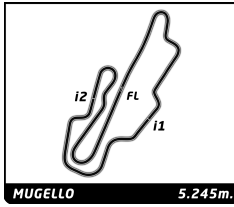
Elapsed	No	Driver	Team	Car	Class	Time	Kph	Lap
11:08.340	22	Gianfranco SCOPPA	Scuderia Vesuvio	Mini JCW EVO	Mini Cup	8:30.811	37.0	2
12:35.512	7	Sergio GALBUSERA	TAC Motorsport A.S.D.	Lotus Elise Cup	Lotus Cup	2:07.422	148.2	4
14:42.542	7	Sergio GALBUSERA	TAC Motorsport A.S.D.	Lotus Elise Cup	Lotus Cup	2:07.030	148.6	5
16:48.694	7	Sergio GALBUSERA	TAC Motorsport A.S.D.	Lotus Elise Cup	Lotus Cup	2:06.152	149.7	6
18:54.199	7	Sergio GALBUSERA	TAC Motorsport A.S.D.	Lotus Elise Cup	Lotus Cup	2:05.505	150.4	7
23:05.597	7	Sergio GALBUSERA	TAC Motorsport A.S.D.	Lotus Elise Cup	Lotus Cup	2:05.318	150.7	9



Young Timer Touring Cup Mugello Racing Weekend Prove Ufficiali

Sector Analysis

_ Invalidated Lap							■ Personal Best		■ Session Best		■ Crossing the pit lane		
Lap	Time	Sector 1	Sector 2	Sector 3	T.Spd	Elapsed	Lap	Time	Sector 1	Sector 2	Sector 3	T.Spd	Elapsed
4 Giulio VALENTINI							ITA						
Seat Leon Supercopa													
1	2:44.716	1:06.899	47.578	50.239	119.1	2:44.716	3	2:55.252	1:10.535	50.067	54.650		16:30.209
2	7:26.815B	48.311	51.427	5:47.077	223.2	10:11.531	4	2:32.555	51.565	48.116	52.874		19:02.764
3	2:28.153	55.913	45.814	46.426	149.1	12:39.684	5	2:32.913	51.735	47.677	53.501	182.1	21:35.677
4	2:09.543	43.536	40.431	45.576	221.9	14:49.227	6	2:31.237	50.690	47.237	53.310		24:06.914
5	2:10.507	44.564	40.691	45.252	221.9	16:59.734	7	2:29.452	50.017	46.902	52.533		26:36.366
6	2:08.540	43.117	39.735	45.688	222.8	19:08.274	8	2:28.380	49.752	47.017	51.611		29:04.746
7	2:11.479	44.734	40.551	46.194	220.5	21:19.753	9	2:28.869	49.966	46.492	52.411		31:33.615
8	2:42.365	1:02.071	50.062	50.232	172.8	24:02.118							
9	2:28.826	51.073	48.150	49.603	217.4	26:30.944							
7 Sergio GALBUSERA							ITA						
TAC Motorsport A.S.D.							Lotus Elise Cup						
1	2:36.485	1:03.908	45.470	47.107	126.0	2:36.485	31	3:19.956	1:29.509	52.464	57.983	89.5	3:19.956
2	5:25.184B	45.098	41.824	3:58.262	223.2	8:01.669	2	5:20.889B	54.926			153.3	8:40.845
3	2:26.421	56.436	44.491	45.494	125.0	10:28.090	3	2:29.268	59.927	43.885	45.456	121.7	11:10.113
4	2:07.422	43.323	39.824	44.275	223.2	12:35.512	4	4:27.798B	45.068	42.489	3:00.241	241.1	15:37.911
5	2:07.030	43.519	39.522	43.989	223.7	14:42.542	5	2:30.349	57.909	42.769	49.671	134.6	18:08.260
6	2:06.152	43.022	39.023	44.107	224.2	16:48.694	6	2:09.011	42.850	41.617	44.544	238.4	20:17.271
7	2:05.505	42.572	38.925	44.008	223.7	18:54.199	7	2:05.587	42.514	38.634	44.439	235.3	22:22.858
8	2:06.080	42.755	39.138	44.187	222.3	21:00.279	8	2:06.142	42.744	38.787	44.611	235.8	24:29.000
9	2:05.318	42.522	39.014	43.782	221.9	23:05.597	9	2:44.668B	47.885			202.1	27:13.668
10	2:06.405	42.578	38.869	44.958	223.2	25:12.002							
11	2:07.387	43.118	39.257	45.012	222.8	27:19.389							
12	2:36.922	44.493	48.223	1:04.206	223.7	29:56.311							
14 David DELLI GUANTI							ITA						
BMW 3000													
1	3:19.056	1:30.410	52.498	56.148	86.1	3:19.056	48	2:52.669	1:14.547	46.764	51.358	97.0	2:52.669
2	5:16.880B	47.331			207.1	8:35.936	5	5:23.254B	48.460	53.495	3:41.299	187.1	8:15.923
3	2:33.294	1:01.814	44.120	47.360	95.7	11:09.230	3	2:32.552	57.560	44.358	50.634	122.6	10:48.475
4	2:15.986	46.436	42.326	47.224	217.0	13:25.216	4	2:20.666	48.252	42.300	50.114	185.2	13:09.141
5	2:13.052	45.351	40.844	46.857	214.0	15:38.268							
6	4:19.397B	45.375	41.687	2:52.335	212.3	19:57.665							
7	2:27.812	56.339	41.129	50.344	136.1	22:25.477							
8	2:50.986B	44.130	40.248	1:26.608	213.6	25:16.463							
9	2:17.670	51.568	39.926	46.176	139.4	27:34.133							
58 Franco BARIN							ITA						
FB Corse							Alfa Romeo 147 JTD						
1	3:38.217	1:29.277	1:03.277	1:05.663		3:38.217	58	4:57.317B	1:04.112				8:35.534
2	4:57.317B						3	3:07.601	1:09.334	56.126	1:02.141		11:43.135
3	3:07.601	1:09.334	56.126	1:02.141		11:43.135	4	2:54.101	58.449	55.155	1:00.497		14:37.236
4	2:54.101	58.449	55.155	1:00.497		14:37.236	5	2:48.406	56.961	52.492	58.953		17:25.642
5	2:48.406	56.961	52.492	58.953		17:25.642	6	4:49.764B	55.970	51.840	3:01.954		22:15.406
6	4:49.764B	55.970	51.840	3:01.954		22:15.406	7	3:03.157	1:11.504	53.607	58.046		25:18.563
7	3:03.157	1:11.504	53.607	58.046		25:18.563	8	2:43.998	55.191	51.516	57.291	166.2	28:02.561
8	2:43.998	55.191	51.516	57.291	166.2	28:02.561	9	2:44.441	54.568	51.834	58.039	168.8	30:47.002
9	2:44.441	54.568	51.834	58.039	168.8	30:47.002							
79 Rino DE LUCA							ITA						
VIMOTORSPORT A.S.D.							Honda Civic						
1	3:15.077	1:23.889	53.672	57.516	85.7	3:15.077	79	3:15.077	1:23.889	53.672	57.516	85.7	3:15.077
2	5:09.502B	49.056			194.1	8:24.579	2	5:09.502B	49.056			194.1	8:24.579
3	2:35.598	59.811	46.728	49.059	113.7	11:00.177	3	2:35.598	59.811	46.728	49.059	113.7	11:00.177
4	2:17.762	46.303	42.911	48.548	214.0	13:17.939	4	2:17.762	46.303	42.911	48.548	214.0	13:17.939
5	2:14.858	45.590	41.825	47.443	214.0	15:32.797	5	2:14.858	45.590	41.825	47.443	214.0	15:32.797
6	2:13.553	44.930	41.592	47.031	214.0	17:46.350	6	2:13.553	44.930	41.592	47.031	214.0	17:46.350
7	2:32.902B	45.890			214.4	20:19.252	7	2:32.902B	45.890			214.4	20:19.252
8	2:23.699	54.104	42.238	47.357	139.7	22:42.951	8	2:23.699	54.104	42.238	47.357	139.7	22:42.951
9	2:13.337	45.137	41.256	46.944	215.7	24:56.288	9	2:13.337	45.137	41.256	46.944	215.7	24:56.288
10	2:13.524	45.153	41.719	46.652	216.1	27:09.812	10	2:13.524	45.153	41.719	46.652	216.1	27:09.812
11	2:12.129	45.392	40.412	46.325	214.0	29:21.941	11	2:12.129	45.392	40.412	46.325	214.0	29:21.941
121 Camillo PICCIN							ITA						
Honda Integra													
1	3:15.967	1:24.720	53.428	57.819	83.8	3:15.967	121	3:15.967	1:24.720	53.428	57.819	83.8	3:15.967
2	5:12.912B	50.311			200.2	8:28.879	2	5:12.912B	50.311			200.2	8:28.879

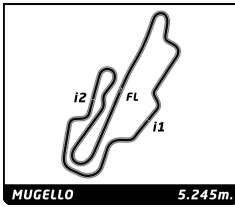


Young Timer Touring Cup Mugello Racing Weekend Prove Ufficiali

Sector Analysis

_ Invalidated Lap
 ■ Personal Best
 ■ Session Best
 B Crossing the pit lane

Lap	Time	Sector 1	Sector 2	Sector 3	T.Spd	Elapsed	Lap	Time	Sector 1	Sector 2	Sector 3	T.Spd	Elapsed
3	2:35.785	59.946	46.552	49.287	114.8	11:04.664							
4	2:22.274	46.778	47.261	48.235	219.6	13:26.938							
5	2:18.074	46.347	43.687	48.040	221.4	15:45.012							
6	2:19.033	46.417	44.318	48.298	216.6	18:04.045							
7	2:19.538	46.771	44.463	48.304	203.2	20:23.583							
8	2:40.030 B	46.053			219.6	23:03.613							
9	2:28.906	57.753	43.828	47.325	124.4	25:32.519							
10	2:18.659	45.409	45.122	48.128	219.6	27:51.178							
11	2:16.996	46.002	42.892	48.102	218.3	30:08.174							



Young Timer Touring Cup Mugello Racing Weekend Gara 2 (25')

Provisional Classification

No	Driver	Nat	Team	Car	Cl.	Laps	Total Time	Gap	Kph	Best Lap		
										Lap	Time	Kph
1	31 Federico BORRETT	ITA		BMW M3 E1	E1 Oltre :	12	27:02.440	-	139.7	4	2:04.828	151.3
2	7 Sergio GALBUSERA	ITA	TAC Motorsport A.S.D.	Lotus Elise Cup	Lotus Cu	12	27:05.926	+3.486	139.4	4	2:04.848	151.2
3	79 Rino DE LUCA	ITA	VIMOTORSPORT A.S.D.	Honda Civic	E1 2.0	12	27:44.781	+42.341	136.1	10	2:09.692	145.6
4	22 Gianfranco SCOPPA	ITA	Scuderia Vesuvio	Mini JCW EVO	Mini Cup	12	27:51.484	+49.044	135.6	4	2:10.178	145.0
5	14 Samuele BERNARDINI	ITA		BMW 3000	E1 Oltre :	12	27:59.724	+57.284	134.9	2	2:11.210	143.9
6	121 Camillo PICCIN	ITA		Honda Integra	E1 2.0	12	28:53.219	+1:50.779	130.7	12	2:16.774	138.1
7	27 Luca RADDI	ITA		BMW 318 IS Trofeo	318 Trofe	10	27:25.797	2 Laps	114.7	10	2:30.899	125.1
8	58 Franco BARIN	ITA	FB Corse	Alfa Romeo 147 JTD	RS Plus	10	28:21.071	2 Laps	111.0	10	2:43.013	115.8
Retired												
4	Giulio VALENTINI	ITA		Seat Leon Supercopa	Leon S C	3	6:37.785			2	2:09.951	145.3
48	Giuseppe IUORIO	ITA	A.S.D. Race Project Team	Toyota Corolla TS	RS Plus	1	2:52.558					

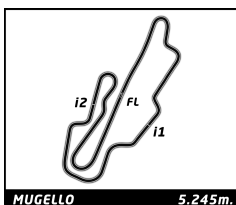
Pole Position:	Sergio GALBUSERA	2:05.505	150.4 Kph
Fastest Lap:	Lap4 Federico BORRETT	2:04.828	151.3 Kph

DRIVER #14 +10 SEC. DUE TO STEWARDS DECISION NO. 9
DRIVER #22 + 10 SEC TIME PENALTY DUE TO STEWARDS DECISION NO. 10

Published at:

Track Status: **DRY**

Direttore di Gara: CANU Antonio Lic. 52925	Il DS Cronometraggio INNOCENTI Chiara Lic. 523246
---	--



Young Timer Touring Cup Mugello Racing Weekend Gara 2

Provisional Classification by Class

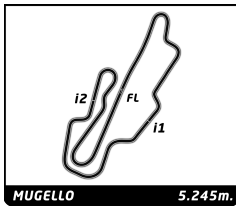
No	Driver	Nat	Team	Car	Laps	Total Time	Gap	Kph	Best Lap			
									Lap	Time	Kph	
318 Trofeo												
1	27 Luca RADDI	ITA		BMW 318 IS Trofeo	10	27:25.797		114.7	10	2:30.899	125.1	
E1 2,0												
1	79 Rino DE LUCA	ITA	VIMOTORSPORT A.S.D.	Honda Civic	12	27:44.781		136.1	10	2:09.692	145.6	
2	121 Camillo PICCIN	ITA		Honda Integra	12	28:53.219	+1'08.438	130.7	12	2:16.774	138.1	
E1 Oltre 3000												
1	31 Federico BORRETT	ITA		BMW M3 E1	12	27:02.440		139.7	4	2:04.828	151.3	
2	14 Samuele BERNARDINI	ITA		BMW 3000	12	27:59.724	+57.284	134.9	2	2:11.210	143.9	
Leon S Copa												
Retired												
4	Giulio VALENTINI	ITA		Seat Leon Supercopa	3	6:37.785			2	2:09.951	145.3	
Lotus Cup												
1	7 Sergio GALBUSERA	ITA	TAC Motorsport A.S.D.	Lotus Elise Cup	12	27:05.926		139.4	4	2:04.848	151.2	
Mini Cup												
1	22 Gianfranco SCOPPA	ITA	Scuderia Vesuvio	Mini JCW EVO	12	27:51.484		135.6	4	2:10.178	145.0	
RS Plus												
1	58 Franco BARIN	ITA	FB Corse	Alfa Romeo 147 JTD	10	28:21.071		111.0	10	2:43.013	115.8	
Retired												
48	Giuseppe IUORIO	ITA	A.S.D. Race Project Team	Toyota Corolla TS	1	2:52.558			9	Laps		

DRIVER #14 +10 SEC. DUE TO STEWARDS DECISION NO. 9
DRIVER #22 + 10 SEC TIME PENALTY DUE TO STEWARDS DECISION NO. 10

Published at:

Track Status: **DRY**

Direttore di Gara: CANU Antonio Lic. 52925	Il DS Cronometraggio INNOCENTI Chiara Lic. 523246
---	--



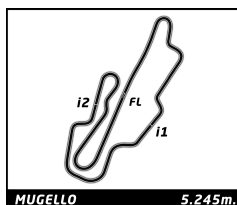
Young Timer Touring Cup

Mugello Racing Weekend

Gara 2

Lap Chart

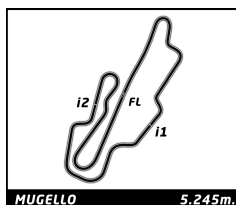
No	Pos	Grid	Lap											
			1	2	3	4	5	6	7	8	9	10	11	12
7	1	7	31	31	31	31	31	31	31	31	31	31	31	31
31	2	31	7	7	7	7	7	7	7	7	7	7	7	7
4	3	4	4	4	4	22	22	22	22	22	22	22	22	22
79	4	79	22	22	14	14	14	14	14	14	14	79	79	79
22	5	22	79	79	14	79	79	79	79	79	79	14	14	14
14	6	14	121	14	79	121	121	121	121	121	121	121	121	121
121	7	121	14	121	121	27	27	27	27	27	27	27	27	27
27	8	27	48	58	27	58	58	58	58	58	58	58	58	58
58	9	58	58	27	58									
48	10	48	27											



Young Timer Touring Cup Mugello Racing Weekend Gara 2

Best Sector Times

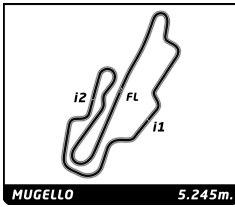
Sector 1			Sector 2			Sector 3			Ideal Lap	Best Lap
Pos	No Driver	Time	No Driver	Time	No Driver	Time	Pos	No Driver		
1	31 F.BORRETT	42.173	31 F.BORRETT	38.619	7 S.GALBUSERA	43.216	1	7 S.GALBUSERA	2:04.434	2:04.848 (2)
2	7 S.GALBUSERA	42.504	7 S.GALBUSERA	38.714	31 F.BORRETT	44.036	2	31 F.BORRETT	2:04.828	2:04.828 (1)
3	4 G.VALENTINI	43.621	79 R.DE LUCA	39.607	4 G.VALENTINI	44.858	3	4 G.VALENTINI	2:09.103	2:09.951 (4)
4	79 R.DE LUCA	43.875	14 S.BERNARDINI	39.899	22 G.SCOPPA	45.478	4	79 R.DE LUCA	2:09.299	2:09.692 (3)
5	22 G.SCOPPA	43.928	4 G.VALENTINI	40.624	79 R.DE LUCA	45.817	5	22 G.SCOPPA	2:10.178	2:10.178 (5)
6	14 S.BERNARDINI	44.157	22 G.SCOPPA	40.772	14 S.BERNARDINI	46.228	6	14 S.BERNARDINI	2:10.284	2:11.210 (6)
7	121 C.PICCIN	45.952	121 C.PICCIN	42.703	121 C.PICCIN	47.837	7	121 C.PICCIN	2:16.492	2:16.774 (7)
8	27 L.RADDI	50.074	48 G.IUORIO	46.528	48 G.IUORIO	51.792	8	27 L.RADDI	2:30.899	2:30.899 (8)
9	58 F.BARIN	55.046	27 L.RADDI	47.863	27 L.RADDI	52.962	9	58 F.BARIN	2:42.727	2:43.013 (9)



Young Timer Touring Cup Mugello Racing Weekend Gara 2

Best Top Speed

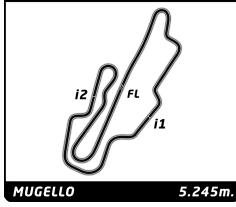
No Driver	Team	Class	Top 1		Top 2		Top 3		Top 4		Top 5		Avg
			Kph	Lap	Kph	Lap	Kph	Lap	Kph	Lap	Kph	Lap	
31	Federico BORRETT	E1 Oltre 300€	237.4	5	236.9	10	236.3	11	236.3	9	235.8	8	236,5
22	Gianfranco SCOPPA	Scuderia Vesuvio	229.9	9	229.9	7	229.4	11	229.4	3	229.4	2	229,6
7	Sergio GALBUSERA	TAC Motorsport A.S.D.	227.0	5	226.0	3	226.0	2	225.6	4	223.7	7	225,7
4	Giulio VALENTINI	Leon S Copa	224.6	2	223.2	3	195.9	1					214,6
79	Rino DE LUCA	VIMOTORSPORT A.S.D.	217.0	10	216.6	9	215.7	4	215.3	8	214.9	12	215,9
121	Camillo PICCIN	E1 2,0	217.0	9	216.6	12	216.6	11	216.1	10	215.3	7	216,3
14	Samuele BERNARDINI	E1 Oltre 300€	216.1	12	216.1	11	215.7	3	215.3	8	215.3	4	215,7
27	Luca RADDI	318 Trofeo	184.6	10	179.1	7	176.2	3	175.9	6	172.0	4	177,6
48	Giuseppe IUORIO	A.S.D. Race Project Team	117.0	1									117,0
58	Franco BARIN	FB Corse											



Young Timer Touring Cup Mugello Racing Weekend Gara 2

Leader Sequence by Class

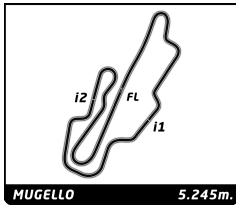
No	Driver	Team	Car	Start Lap	End Lap	Laps	Total Laps
318 Trofeo							
27	Luca RADDI		BMW 318 IS Trofeo	1	10	10	10
E1 2,0							
79	Rino DE LUCA	VIMOTORSPORT A.S.D.	Honda Civic	1	12	12	12
E1 Oltre 3000							
31	Federico BORRETT		BMW M3 E1	1	12	12	12
Leon S Copa							
4	Giulio VALENTINI		Seat Leon Supercopa	1	3	3	3
Lotus Cup							
7	Sergio GALBUSERA	TAC Motorsport A.S.D.	Lotus Elise Cup	1	12	12	12
Mini Cup							
22	Gianfranco SCOPPA	Scuderia Vesuvio	Mini JCW EVO	1	12	12	12
RS Plus							
48	Giuseppe IUORIO	A.S.D. Race Project Team	Toyota Corolla TS	1	1	1	1
58	Franco BARIN	FB Corse	Alfa Romeo 147 JTD	2	10	9	9



Young Timer Touring Cup Mugello Racing Weekend Gara 2

Fastest Lap Sequence

Elapsed	No	Driver	Team	Car	Class	Time	Kph	Lap
4:19.621	31	Federico BORRETT		BMW M3 E1	E1 Oltre 3	2:06.139	149.7	2
6:26.771	7	Sergio GALBUSERA	TAC Motorsport A.S.D.	Lotus Elise Cup	Lotus Cup	2:06.043	149.8	3
8:30.887	31	Federico BORRETT		BMW M3 E1	E1 Oltre 3	2:04.828	151.3	4

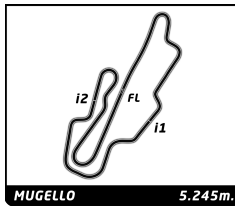


Young Timer Touring Cup Mugello Racing Weekend Gara 2

Analysis by lap

Lapped

No	Lap Time	Gap	No	Lap Time	Gap	No	Lap Time	Gap	No	Lap Time	Gap	No	Lap Time	Gap
Lap 1						Lap 12								
31	2:13.482	0.000	7	3:11.668	0.559	31	2:09.082		7	2:05.987	3.486			
7	2:14.443	0.961	22	3:03.652	0.982	7	2:30.899	2 Laps	27	2:30.899	2 Laps			
4	2:16.617	3.135	14	2:42.657	7.966	22	2:12.987	39.044	22	2:12.987	39.044			
22	2:20.569	7.087	27	3:07.840	1 Lap	79	2:10.809	42.341	79	2:10.809	42.341			
79	2:45.447	31.965	58	3:07.269	1 Lap	14	2:13.710	47.284	14	2:13.710	47.284			
121	2:51.095	37.613	79	2:44.815	11.432	58	2:43.013	2 Laps	58	2:43.013	2 Laps			
14	2:52.390	38.908	121	2:27.147	38.256	121	2:16.774	1:50.779	121	2:16.774	1:50.779			
48	2:52.558	39.076	Lap 7											
58	2:54.008	40.526	31	2:06.163										
27	3:06.913	53.431	7	2:08.033	2.429									
Lap 2						22	2:12.413	7.232						
31	2:06.139		14	2:15.642	17.445									
7	2:06.285	1.107	79	2:15.999	21.268									
4	2:09.951	6.947	27	2:38.275	1 Lap									
22	2:12.108	13.056	121	2:19.038	51.131									
79	2:17.436	43.262	58	2:46.793	1 Lap									
14	2:11.210	43.979	Lap 8											
121	2:21.960	53.434	31	2:05.399										
58	2:45.390	1:19.777	7	2:05.201	2.231									
27	2:37.344	1:24.636	22	2:13.366	15.199									
Lap 3						14	2:11.724	23.770						
31	2:06.438		79	2:10.854	26.723									
7	2:06.043	0.712	121	2:20.756	1:06.488									
4	2:11.217	11.726	27	2:36.206	1 Lap									
22	2:14.584	21.202	58	2:46.252	1 Lap									
14	2:12.767	50.308	Lap 9											
79	2:15.418	52.242	31	2:05.333										
121	2:21.941	1:08.937	7	2:08.167	5.065									
27	2:41.741	1:59.939	22	2:12.395	22.261									
58	2:46.679	2:00.018	14	2:13.231	31.668									
Lap 4						79	2:10.380	31.770						
31	2:04.828		121	2:18.406	1:19.561									
7	2:04.848	0.732	27	2:34.103	1 Lap									
22	2:10.178	26.552	Lap 10											
14	2:14.430	59.910	31	2:05.533										
79	2:13.202	1:00.616	58	2:44.858	2 Laps									
121	2:24.715	1:28.824	7	2:07.312	6.844									
Lap 5						22	2:11.872	28.600						
31	2:41.942		79	2:09.692	35.929									
7	2:41.828	0.618	14	2:11.403	37.538									
22	2:24.447	9.057	121	2:17.899	1:31.927									
27	2:59.744	1 Lap	Lap 11											
58	3:02.071	1 Lap	31	2:06.374										
14	2:19.068	37.036	27	2:32.732	2 Laps									
79	2:19.670	38.344	7	2:06.111	6.581									
121	2:35.954	1:22.836	22	2:12.913	35.139									
Lap 6						79	2:11.059	40.614						
31	3:11.727		14	2:11.492	42.656									
			58	2:44.738	2 Laps									
			121	2:17.534	1:43.087									



Young Timer Touring Cup Mugello Racing Weekend Gara 2

Sector Analysis

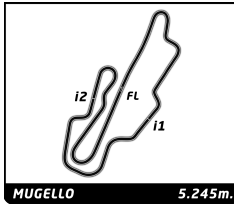
— Invalidated Lap

■ Personal Best

■ Session Best

■ Crossing the pit lane

Lap	Time	Sector 1	Sector 2	Sector 3	T.Sp	Elapsed	Lap	Time	Sector 1	Sector 2	Sector 3	T.Sp	Elapsed	
4	Giulio VALENTINI ITA							4	2:59.744	56.570	59.159	1:04.015	172.0	11:25.742
	Seat Leon Supercopa							5	3:07.840	1:00.582	1:03.848	1:03.410	143.6	14:33.582
1	2:16.617	51.093	40.666	44.858	195.9	2:16.617	6	2:38.275	52.890	50.350	55.035	175.9	17:11.857	
2	2:09.951	43.621	40.923	45.407	224.6	4:26.568	7	2:36.206	52.168	49.570	54.468	179.1	19:48.063	
3	2:11.217	44.839	41.039	45.339	223.2	6:37.785	8	2:34.103	51.426	48.651	54.026		22:22.166	
							9	2:32.732	51.338	48.018	53.376		24:54.898	
							10	2:30.899	50.074	47.863	52.962	184.6	27:25.797	
7	Sergio GALBUSERA ITA							31	Federico BORRETT ITA					
	TAC Motorsport A.S.D.								BMW M3 E1					
1	2:14.443	50.069	39.924	44.450	198.0	2:14.443	1	2:13.482	49.251	39.627	44.604	204.7	2:13.482	
2	2:06.285	43.023	39.297	43.965	226.0	4:20.728	2	2:06.139	42.948	38.908	44.283	233.8	4:19.621	
3	2:06.043	42.846	39.440	43.757	226.0	6:26.771	3	2:06.438	42.804	38.631	45.003	235.8	6:26.059	
4	2:04.848	42.608	39.024	43.216	225.6	8:31.619	4	2:04.828	42.173	38.619	44.036	235.8	8:30.887	
5	2:41.828	42.544	56.199	1:03.085	227.0	11:13.447	5	2:41.942	42.313	56.731	1:02.898	237.4	11:12.829	
6	3:11.668	1:07.825	1:07.148	56.695	120.0	14:25.115	6	3:11.727	1:08.010	1:07.095	56.622	117.4	14:24.556	
7	2:08.033	44.434	39.490	44.109	223.7	16:33.148	7	2:06.163	42.839	39.053	44.271	232.3	16:30.719	
8	2:05.201	42.586	38.714	43.901	222.3	18:38.349	8	2:05.399	42.347	38.699	44.353	235.8	18:36.118	
9	2:08.167	42.504	40.902	44.761	222.3	20:46.516	9	2:05.333	42.272	38.634	44.427	236.3	20:41.451	
10	2:07.312	42.799	40.265	44.248	222.8	22:53.828	10	2:05.533	42.252	38.834	44.447	236.9	22:46.984	
11	2:06.111	43.161	38.945	44.005	219.2	24:59.939	11	2:06.374	42.621	38.963	44.790	236.3	24:53.358	
12	2:05.987	42.897	39.136	43.954	219.6	27:05.926	12	2:09.082	43.061	40.603	45.418	234.8	27:02.440	
14	Samuele BERNARDINI ITA							48	Giuseppe IUORIO ITA					
	BMW 3000								A.S.D. Race Project Team Toyota Corolla TS					
1	2:52.390	1:15.238	49.032	48.120	114.4	2:52.390	1	2:52.558	1:14.238	46.528	51.792	117.0	2:52.558	
2	2:11.210	45.075	39.899	46.236	214.4	5:03.600								
3	2:12.767	46.258	40.281	46.228	215.7	7:16.367								
4	2:14.430	44.157	40.072	50.201	215.3	9:30.797								
5	2:19.068	48.686	41.980	48.402	168.6	11:49.865								
6	2:42.657	45.699	55.724	1:01.234	195.9	14:32.522								
7	2:15.642	44.488	44.479	46.675	211.5	16:48.164								
8	2:11.724	44.440	40.534	46.750	215.3	18:59.888								
9	2:13.231	44.953	40.745	47.533	214.4	21:13.119								
10	2:11.403	44.926	40.033	46.444	211.9	23:24.522								
11	2:11.492	44.752	40.214	46.526	216.1	25:36.014								
12	2:13.710	45.104	40.610	47.996	216.1	27:49.724								
22	Gianfranco SCOPPA ITA							58	Franco BARIN ITA					
	Scuderia Vesuvio Mini JCW EVO								FB Corse Alfa Romeo 147 JTD					
1	2:20.569	51.872	42.513	46.184	202.5	2:20.569	1	2:54.008	1:02.054	53.646	58.308		2:54.008	
2	2:12.108	44.167	41.956	45.985	229.4	4:32.677	2	2:45.390	55.519	51.635	58.236		5:39.398	
3	2:14.584	46.863	41.828	45.893	229.4	6:47.261	3	2:46.679	56.059	52.124	58.496		8:26.077	
4	2:10.178	43.928	40.772	45.478	228.9	8:57.439	4	3:02.071	58.850	59.203	1:04.018		11:28.148	
5	2:24.447	49.003	46.257	49.187	228.9	11:21.886	5	3:07.269	59.669	1:02.972	1:04.628		14:35.417	
6	3:03.652	1:00.068	1:07.113	56.471	181.5	14:25.538	6	2:46.793	55.949	52.104	58.740		17:22.210	
7	2:12.413	44.753	41.252	46.408	229.9	16:37.951	7	2:46.252	56.103	51.470	58.679		20:08.462	
8	2:13.366	44.656	42.144	46.566	228.9	18:51.317	8	2:44.858	56.300	50.777	57.781		22:53.320	
9	2:12.395	44.736	41.423	46.236	229.9	21:03.712	9	2:44.738	55.046	51.029	58.663		25:38.058	
10	2:11.872	45.073	40.955	45.844	227.0	23:15.584	10	2:43.013	55.332	50.481	57.200		28:21.071	
11	2:12.913	44.715	41.526	46.672	229.4	25:28.497								
12	2:12.987	44.815	41.212	46.960	227.9	27:41.484								
27	Luca RADDI ITA							79	Rino DE LUCA ITA					
	BMW 318 IS Trofeo								VIMOTORSPORT A.S.D. Honda Civic					
1	3:06.913	1:20.987	50.924	55.002	106.9	3:06.913	1	2:45.447	1:10.880	44.877	49.690	131.6	2:45.447	
2	2:37.344	51.534	50.135	55.675		5:44.257	2	2:17.436	46.659	42.529	48.248	209.1	5:02.883	
3	2:41.741	55.827	50.069	55.845	176.2	8:25.998	3	2:15.418	47.843	41.206	46.369	211.1	7:18.301	
							4	2:13.202	44.937	40.389	47.876	215.7	9:31.503	
							5	2:19.670	49.033	42.446	48.191	167.3	11:51.173	
							6	2:44.815	45.848	55.134	1:03.833	204.4	14:35.988	
							7	2:15.999	48.124	41.146	46.729	192.4	16:51.987	
							8	2:10.854	44.236	40.221	46.397	215.3	19:02.841	
							9	2:10.380	44.270	40.293	45.817	216.6	21:13.221	
							10	2:09.692	43.875	39.607	46.210	217.0	23:22.913	
							11	2:11.059	44.298	40.073	46.688	214.9	25:33.972	
							12	2:10.809	44.776	39.680	46.353	214.9	27:44.781	
121	Camillo PICCINI ITA							121	Camillo PICCINI ITA					
	Honda Integra								Honda Integra					

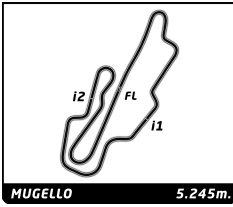


Young Timer Touring Cup Mugello Racing Weekend Gara 2

Sector Analysis

— Invalidated Lap
 ■ Personal Best
 ■ Session Best
 B Crossing the pit lane

Lap	Time	Sector 1	Sector 2	Sector 3	T.Spd	Elapsed	Lap	Time	Sector 1	Sector 2	Sector 3	T.Spd	Elapsed
1	2:51.095	1:12.821	47.200	51.074	125.4	2:51.095							
2	2:21.960	48.084	44.605	49.271	199.9	5:13.055							
3	2:21.941	49.076	44.116	48.749	212.8	7:34.996							
4	2:24.715	46.443	43.886	54.386	212.8	9:59.711							
5	2:35.954	56.733	47.399	51.822	140.5	12:35.665							
6	2:27.147	50.559	46.972	49.616	196.6	15:02.812							
7	2:19.038	47.002	43.678	48.358	215.3	17:21.850							
8	2:20.756	47.294	44.462	49.000	213.2	19:42.606							
9	2:18.406	46.336	43.451	48.619	217.0	22:01.012							
10	2:17.899	47.071	42.703	48.125	216.1	24:18.911							
11	2:17.534	46.106	43.183	48.245	216.6	26:36.445							
12	2:16.774	45.952	42.985	47.837	216.6	28:53.219							


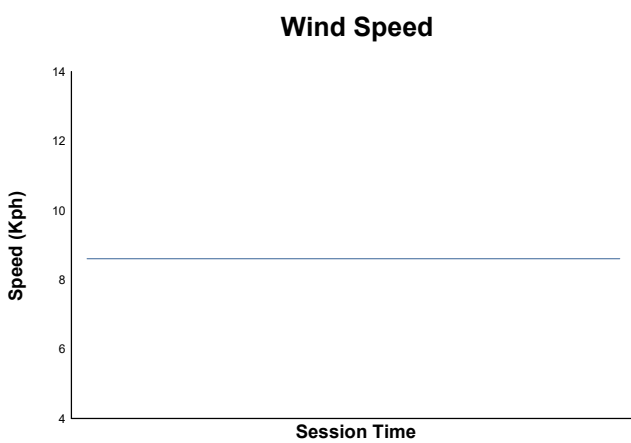
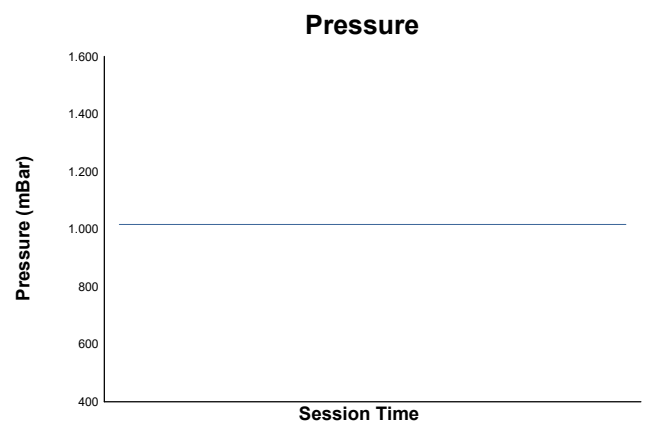
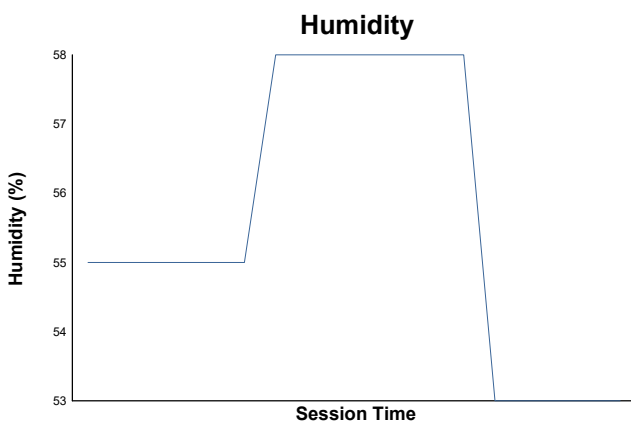
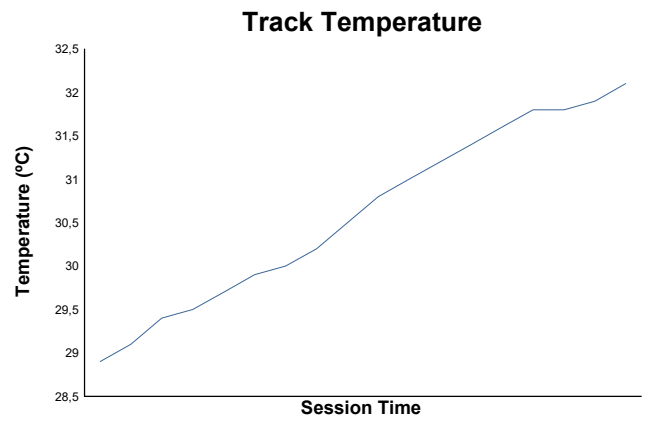
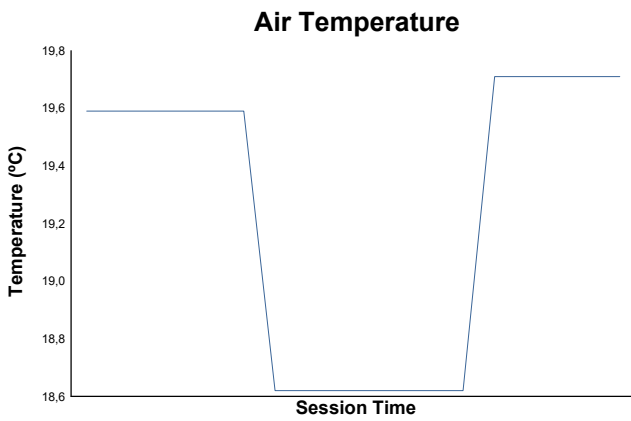


Mugello Racing Weekend

Young Timer Touring Cup

Gara 2

Weather Report



Track Status: **DRY**